

# WAVES

## Weekly Analysis for VBPD Engagement & Strategies Citywide

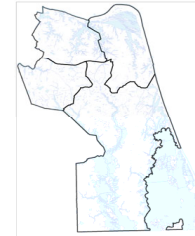
Chief of Police



Paul W. Neudigate



Citywide Sworn Personnel as of 01/31/2022					
Gender	Race				
	White	Black	Hispanic	Other	
Male	596	483	42	33	38
% of Total	83%	81%	7%	6%	6%
Female	122	102	9	5	6
% of Total	17%	84%	7%	4%	5%
Total	718	585	51	38	44
% of Total	100%	81%	7%	5%	6%



### Crime Statistics for Period Ending 01/26/2022<sup>+</sup>

	28 Day				91 Day				YTD				
	12/30/2020 to 01/26/2021	12/30/2021 to 01/26/2022	% Change	3 Year Avg of 28 Days	10/28/2020 to 01/26/2021	10/28/2021 to 01/26/2022	% Change	3 Year Avg of 91 Days	2021 YTD Ending 01/26/2021	2022 YTD Ending 01/26/2022	% Change	3 Year YTD Avg	2022 YTD Compared to 3 Year YTD Avg
<b>Violent Crime</b>													
Homicide <sup>2</sup>	0	0	0%	1.3	2	3	50%	5.3	0	0	0%	0.7	-100%
Rape	3	4	33%	6.3	18	20	11%	21.7	3	3	0%	5.0	-40%
Robbery	12	13	8%	19.7	47	47	0%	48.3	11	13	18%	17.3	-25%
Aggravated Assault	15	11	-27%	19.0	68	48	-29%	72.0	15	11	-27%	18.7	-41%
<b>Total Violent Crime</b>	<b>30</b>	<b>28</b>	<b>-7%</b>	<b>46.3</b>	<b>135</b>	<b>118</b>	<b>-13%</b>	<b>147.3</b>	<b>29</b>	<b>27</b>	<b>-7%</b>	<b>41.7</b>	<b>-35%</b>
<b>Property Crime</b>													
Commercial Burglary	7	7	0%	10.7	25	28	12%	35.3	6	7	17%	9.0	-22%
Residential Burglary	20	10	-50%	28.0	79	59	-25%	93.7	16	10	-38%	25.3	-61%
Motor Vehicle Theft	60	61	2%	50.0	242	253	5%	184.7	55	59	7%	47.0	26%
Larceny from Motor Vehicle	229	167	-27%	206.0	791	815	3%	712.0	217	158	-27%	190.0	-17%
All Other, Larceny	226	231	2%	283.0	777	836	8%	958.7	209	212	1%	262.3	-19%
<b>Total Property Crime</b>	<b>542</b>	<b>476</b>	<b>-12%</b>	<b>577.7</b>	<b>1914</b>	<b>1991</b>	<b>4%</b>	<b>1984.3</b>	<b>503</b>	<b>446</b>	<b>-11%</b>	<b>533.7</b>	<b>-16%</b>
<b>Total Part I Crime</b>	<b>572</b>	<b>504</b>	<b>-12%</b>	<b>624.0</b>	<b>2049</b>	<b>2109</b>	<b>3%</b>	<b>2131.7</b>	<b>532</b>	<b>473</b>	<b>-11%</b>	<b>575.3</b>	<b>-18%</b>

**Footnotes:**

<sup>1</sup> Homicides, rapes, and aggravated assaults are reported by victim; motor vehicle thefts are reported by vehicle; all other offenses are reported by incident

<sup>2</sup> Homicide = 'MURDER/NONNEGLIGENT MANSLAUGHTER' & 'NEGLIGENT MANSLAUGHTER' only. **Excluded:** 'AUTO FATALITY, NEGLIGENT' & 'JUSTIFIABLE HOMICIDE'

<sup>3</sup> N/C indicates the percent change is Not Calculable; one cannot divide by zero

Generated on: Monday, January 31, 2022

Data Source: PistolDSS.vwIBRecords

\*Data entry may not be complete for time period

# WAVES

## Weekly Analysis for VBPD Engagement & Strategies 1st Precinct

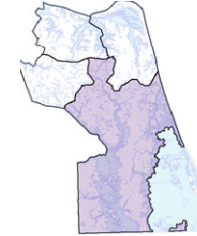
Chief of Police



Paul W. Neudigate



1st Precinct Sworn Personnel as of 01/31/2022					
Gender	Race				
	White	Black	Hispanic	Other	
Male	75	60	5	7	3
% of Total	83%	80%	7%	9%	4%
Female	15	13	1	0	1
% of Total	17%	87%	7%	0%	7%
Total	90	73	6	7	4
% of Total	100%	81%	7%	8%	4%



Captain



Marcie R. Fox

### Crime Statistics for Period Ending 01/26/2022<sup>+</sup>

	28 Day				91 Day				YTD				
	12/30/2020 to 01/26/2021	12/30/2021 to 01/26/2022	% Change	3 Year Avg of 28 Days	10/28/2020 to 01/26/2021	10/28/2021 to 01/26/2022	% Change	3 Year Avg of 91 Days	2021 YTD Ending 01/26/2021	2022 YTD Ending 01/26/2022	% Change	3 Year YTD Avg	2022 YTD Compared to 3 Year YTD Avg
<b>Violent Crime</b>													
Homicide <sup>2</sup>	0	0	0%	0.0	0	0	0%	1.3	0	0	0%	0.0	0%
Rape	0	1	N/C	0.3	2	3	50%	3.7	0	1	N/C	0.3	200%
Robbery	3	2	-33%	1.7	8	7	-13%	6.7	3	2	-33%	1.7	20%
Aggravated Assault	0	2	N/C	2.0	12	7	-42%	10.7	0	2	N/C	2.0	0%
<b>Total Violent Crime</b>	<b>3</b>	<b>5</b>	<b>67%</b>	<b>4.0</b>	<b>22</b>	<b>17</b>	<b>-23%</b>	<b>22.3</b>	<b>3</b>	<b>5</b>	<b>67%</b>	<b>4.0</b>	<b>25%</b>
<b>Property Crime</b>													
Commercial Burglary	1	2	100%	2.3	4	3	-25%	9.7	1	2	100%	2.0	0%
Residential Burglary	2	2	0%	5.7	16	16	0%	20.7	1	2	100%	5.0	-60%
Motor Vehicle Theft	10	9	-10%	7.7	29	40	38%	27.7	8	9	13%	7.0	29%
Larceny from Motor Vehicle	46	38	-17%	37.0	149	117	-21%	142.7	38	35	-8%	32.3	8%
All Other, Larceny	38	36	-5%	61.3	173	150	-13%	206.0	35	35	0%	56.3	-38%
<b>Total Property Crime</b>	<b>97</b>	<b>87</b>	<b>-10%</b>	<b>114.0</b>	<b>371</b>	<b>326</b>	<b>-12%</b>	<b>406.7</b>	<b>83</b>	<b>83</b>	<b>0%</b>	<b>102.7</b>	<b>-19%</b>
<b>Total Part I Crime</b>	<b>100</b>	<b>92</b>	<b>-8%</b>	<b>118.0</b>	<b>393</b>	<b>343</b>	<b>-13%</b>	<b>429.0</b>	<b>86</b>	<b>88</b>	<b>2%</b>	<b>106.7</b>	<b>-18%</b>

**Footnotes:**

<sup>1</sup> Homicides, rapes, and aggravated assaults are reported by victim; motor vehicle thefts are reported by vehicle; all other offenses are reported by incident

<sup>2</sup> Homicide = 'MURDER/NONNEGLIGENT MANSLAUGHTER' & 'NEGLIGENT MANSLAUGHTER' only. **Excluded:** 'AUTO FATALITY, NEGLIGENT' & 'JUSTIFIABLE HOMICIDE'.

<sup>3</sup> N/C indicates the percent change is Not Calculable; one cannot divide by zero

Generated on: Monday, January 31, 2022

Data Source: PistolDSS..vwIBRecords

\*Data entry may not be complete for time period

# WAVES

## Weekly Analysis for VBPD Engagement & Strategies

### 2nd Precinct

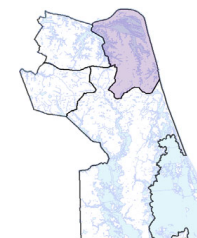
Chief of Police



Paul W. Neudigate



2nd Precinct Sworn Personnel as of 01/31/2022					
Gender	Race				
	White	Black	Hispanic	Other	
Male	91	82	3	5	1
% of Total	87%	90%	3%	5%	1%
Female	14	11	1	0	2
% of Total	13%	79%	7%	0%	14%
<b>Total</b>	<b>105</b>	<b>93</b>	<b>4</b>	<b>5</b>	<b>3</b>
% of Total	100%	89%	4%	5%	3%



Captain



Harry I. McBrien

### Crime Statistics for Period Ending 01/26/2022<sup>+</sup>

	28 Day				91 Day				YTD				
	12/30/2020 to 01/26/2021	12/30/2021 to 01/26/2022	% Change	3 Year Avg of 28 Days	10/28/2020 to 01/26/2021	10/28/2021 to 01/26/2022	% Change	3 Year Avg of 91 Days	2021 YTD Ending 01/26/2021	2022 YTD Ending 01/26/2022	% Change	3 Year YTD Avg	2022 YTD Compared to 3 Year YTD Avg
<b>Violent Crime</b>													
Homicide <sup>2</sup>	0	0	0%	0.0	0	0	0%	1.0	0	0	0%	0.0	0%
Rape	1	1	0%	2.3	3	1	-67%	5.0	1	1	0%	1.7	-40%
Robbery	1	5	400%	4.0	7	10	43%	10.7	1	5	400%	3.7	36%
Aggravated Assault	2	4	100%	5.3	8	17	113%	16.7	2	4	100%	5.3	-25%
<b>Total Violent Crime</b>	<b>4</b>	<b>10</b>	<b>150%</b>	<b>11.7</b>	<b>18</b>	<b>28</b>	<b>56%</b>	<b>33.3</b>	<b>4</b>	<b>10</b>	<b>150%</b>	<b>10.7</b>	<b>-6%</b>
<b>Property Crime</b>													
Commercial Burglary	2	1	-50%	2.3	6	5	-17%	8.0	2	1	-50%	2.0	-50%
Residential Burglary	7	3	-57%	6.0	19	18	-5%	20.0	7	3	-57%	6.0	-50%
Motor Vehicle Theft	11	10	-9%	7.3	40	42	5%	29.3	11	10	-9%	6.7	50%
Larceny from Motor Vehicle	42	33	-21%	40.0	157	163	4%	138.0	41	30	-27%	38.0	-21%
All Other, Larceny	65	55	-15%	63.7	190	189	-1%	218.7	58	50	-14%	58.7	-15%
<b>Total Property Crime</b>	<b>127</b>	<b>102</b>	<b>-20%</b>	<b>119.3</b>	<b>412</b>	<b>417</b>	<b>1%</b>	<b>414.0</b>	<b>119</b>	<b>94</b>	<b>-21%</b>	<b>111.3</b>	<b>-16%</b>
<b>Total Part I Crime</b>	<b>131</b>	<b>112</b>	<b>-15%</b>	<b>131.0</b>	<b>430</b>	<b>445</b>	<b>3%</b>	<b>447.3</b>	<b>123</b>	<b>104</b>	<b>-15%</b>	<b>122.0</b>	<b>-15%</b>

**Footnotes:**

<sup>1</sup> Homicides, rapes, and aggravated assaults are reported by victim; motor vehicle thefts are reported by vehicle; all other offenses are reported by incident

<sup>2</sup> Homicide = 'MURDER/NONNEGLIGENT MANSLAUGHTER' & 'NEGLIGENT MANSLAUGHTER' only. **Excluded:** 'AUTO FATALITY, NEGLIGENT' & 'JUSTIFIABLE HOMICIDE'

<sup>3</sup> N/C indicates the percent change is Not Calculable; one cannot divide by zero

Generated on: Monday, January 31, 2022

Data Source: PistolDSS.vwIBRrecords

\*Data entry may not be complete for time period

# WAVES

## Weekly Analysis for VBPD Engagement & Strategies

### 3rd Precinct

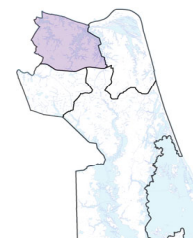
Chief of Police



Paul W. Neudigate



3rd Precinct Sworn Personnel as of 01/31/2022					
Gender	Race				
	White	Black	Hispanic	Other	
Male	85	60	10	9	6
% of Total	85%	71%	12%	11%	7%
Female	15	15	0	0	0
% of Total	15%	100%	0%	0%	0%
Total	100	75	10	9	6
% of Total	100%	75%	10%	9%	6%



Captain



Jeffery E. Wilkerson

### Crime Statistics for Period Ending 01/26/2022<sup>+</sup>

	28 Day				91 Day				YTD				
	12/30/2020 to 01/26/2021	12/30/2021 to 01/26/2022	% Change	3 Year Avg of 28 Days	10/28/2020 to 01/26/2021	10/28/2021 to 01/26/2022	% Change	3 Year Avg of 91 Days	2021 YTD Ending 01/26/2021	2022 YTD Ending 01/26/2022	% Change	3 Year YTD Avg	2022 YTD Compared to 3 Year YTD Avg
<b>Violent Crime</b>													
Homicide <sup>2</sup>	0	0	0%	1.3	1	3	200%	2.0	0	0	0%	0.7	-100%
Rape	2	1	-50%	2.0	4	10	150%	5.7	2	1	-50%	1.7	-40%
Robbery	5	4	-20%	7.7	17	21	24%	16.3	4	4	0%	7.0	-43%
Aggravated Assault	10	4	-60%	7.3	28	16	-43%	26.0	10	4	-60%	7.0	-43%
<b>Total Violent Crime</b>	<b>17</b>	<b>9</b>	<b>-47%</b>	<b>18.3</b>	<b>50</b>	<b>50</b>	<b>0%</b>	<b>50.0</b>	<b>16</b>	<b>9</b>	<b>-44%</b>	<b>16.3</b>	<b>-45%</b>
<b>Property Crime</b>													
Commercial Burglary	3	3	0%	4.0	5	10	100%	9.3	3	3	0%	3.3	-10%
Residential Burglary	7	3	-57%	9.0	26	16	-38%	29.7	4	3	-25%	7.3	-59%
Motor Vehicle Theft	24	20	-17%	18.0	110	89	-19%	72.3	22	20	-9%	17.3	15%
Larceny from Motor Vehicle	81	47	-42%	74.7	271	267	-1%	227.3	79	47	-41%	69.0	-32%
All Other, Larceny	64	73	14%	96.0	225	265	18%	307.0	62	65	5%	91.3	-29%
<b>Total Property Crime</b>	<b>179</b>	<b>146</b>	<b>-18%</b>	<b>201.7</b>	<b>637</b>	<b>647</b>	<b>2%</b>	<b>645.7</b>	<b>170</b>	<b>138</b>	<b>-19%</b>	<b>188.3</b>	<b>-27%</b>
<b>Total Part I Crime</b>	<b>196</b>	<b>155</b>	<b>-21%</b>	<b>220.0</b>	<b>687</b>	<b>697</b>	<b>1%</b>	<b>695.7</b>	<b>186</b>	<b>147</b>	<b>-21%</b>	<b>204.7</b>	<b>-28%</b>

**Footnotes:**

<sup>1</sup> Homicides, rapes, and aggravated assaults are reported by victim; motor vehicle thefts are reported by vehicle; all other offenses are reported by incident

<sup>2</sup> Homicide = 'MURDER/NONNEGLIGENT MANSLAUGHTER' & 'NEGLIGENT MANSLAUGHTER' only. **Excluded:** 'AUTO FATALITY, NEGLIGENT' & 'JUSTIFIABLE HOMICIDE'.

<sup>3</sup> N/C indicates the percent change is Not Calculable; one cannot divide by zero

Generated on: Monday, January 31, 2022

Data Source: PistolDSS..vwIBRrecords

\*Data entry may not be complete for time period

# WAVES

## Weekly Analysis for VBPD Engagement & Strategies

### 4th Precinct

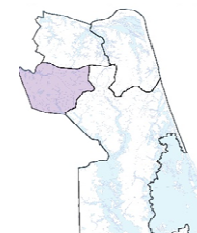
Chief of Police



Paul W. Neudigate



4th Precinct Sworn Personnel as of 01/31/2022					
Gender	Race				
	White	Black	Hispanic	Other	
Male	90	69	7	3	11
% of Total	86%	77%	8%	3%	12%
Female	15	10	2	2	1
% of Total	14%	67%	13%	13%	7%
Total	105	79	9	5	12
% of Total	100%	75%	9%	5%	11%



Captain



Scott E. Wichtendahl

### Crime Statistics for Period Ending 01/26/2022<sup>+</sup>

	28 Day				91 Day				YTD				
	12/30/2020 to 01/26/2021	12/30/2021 to 01/26/2022	% Change	3 Year Avg of 28 Days	10/28/2020 to 01/26/2021	10/28/2021 to 01/26/2022	% Change	3 Year Avg of 91 Days	2021 YTD Ending 01/26/2021	2022 YTD Ending 01/26/2022	% Change	3 Year YTD Avg	2022 YTD Compared to 3 Year YTD Avg
<b>Violent Crime</b>													
Homicide <sup>2</sup>	0	0	0%	0.0	1	0	-100%	1.0	0	0	0%	0.0	0%
Rape	0	1	N/C	1.7	9	6	-33%	7.3	0	0	0%	1.3	-100%
Robbery	3	2	-33%	6.3	15	9	-40%	14.7	3	2	-33%	5.0	-60%
Aggravated Assault	3	1	-67%	4.3	20	8	-60%	18.7	3	1	-67%	4.3	-77%
<b>Total Violent Crime</b>	<b>6</b>	<b>4</b>	<b>-33%</b>	<b>12.3</b>	<b>45</b>	<b>23</b>	<b>-49%</b>	<b>41.7</b>	<b>6</b>	<b>3</b>	<b>-50%</b>	<b>10.7</b>	<b>-72%</b>
<b>Property Crime</b>													
Commercial Burglary	1	1	0%	2.0	10	10	0%	8.3	0	1	N/C	1.7	-40%
Residential Burglary	4	2	-50%	7.3	18	9	-50%	23.3	4	2	-50%	7.0	-71%
Motor Vehicle Theft	15	22	47%	17.0	63	82	30%	55.3	14	20	43%	16.0	25%
Larceny from Motor Vehicle	60	49	-18%	54.3	214	268	25%	204.0	59	46	-22%	50.7	-9%
All Other, Larceny	59	67	14%	62.0	189	232	23%	227.0	54	62	15%	56.0	11%
<b>Total Property Crime</b>	<b>139</b>	<b>141</b>	<b>1%</b>	<b>142.7</b>	<b>494</b>	<b>601</b>	<b>22%</b>	<b>518.0</b>	<b>131</b>	<b>131</b>	<b>0%</b>	<b>131.3</b>	<b>0%</b>
<b>Total Part I Crime</b>	<b>145</b>	<b>145</b>	<b>0%</b>	<b>155.0</b>	<b>539</b>	<b>624</b>	<b>16%</b>	<b>559.7</b>	<b>137</b>	<b>134</b>	<b>-2%</b>	<b>142.0</b>	<b>-6%</b>

**Footnotes:**

<sup>1</sup> Homicides, rapes, and aggravated assaults are reported by victim; motor vehicle thefts are reported by vehicle; all other offenses are reported by incident

<sup>2</sup> Homicide = 'MURDER/NONNEGLIGENT MANSLAUGHTER' & 'NEGLIGENT MANSLAUGHTER' only. **Excluded:** 'AUTO FATALITY, NEGLIGENT' & 'JUSTIFIABLE HOMICIDE'

<sup>3</sup> N/C indicates the percent change is Not Calculable; one cannot divide by zero

Generated on: Monday, January 31, 2022

Data Source: PistolDSS..vwIBRrecords

\*Data entry may not be complete for time period