

WAVES

Weekly Analysis for VBPD Engagement and Strategies
Generated on: December 13, 2021

Compiled by: Analytical Services Unit

WAVES

Weekly Analysis for VBPD Engagement & Strategies Citywide

Chief of Police



Paul W. Neudigate



Citywide Sworn Personnel as of 12/13/2021					
Gender	Race				
	White	Black	Hispanic	Other	
Male	579	477	37	31	34
% of Total	84%	82%	6%	5%	6%
Female	112	95	8	3	6
% of Total	16%	85%	7%	3%	5%
Total	691	572	45	34	40
% of Total	100%	83%	7%	5%	6%



Crime Statistics for Period Ending 12/08/2021⁺

	28 Day				91 Day				YTD				
	11/11/2020 to 12/08/2020	11/11/2021 to 12/08/2021	% Change	3 Year Avg of 28 Days	09/09/2020 to 12/08/2020	09/09/2021 to 12/08/2021	% Change	3 Year Avg of 91 Days	2020 YTD Ending 12/08/2020	2021 YTD Ending 12/08/2021	% Change	3 Year YTD Avg	2021 YTD Compared to 3 Year YTD Avg
Violent Crime													
Homicide ²	1	0	-100%	1.3	5	3	-40%	4.3	17	13	-24%	19.0	-32%
Rape	5	5	0%	7.7	24	20	-17%	25.3	84	68	-19%	91.7	-26%
Robbery	11	15	36%	11.7	41	53	29%	44.3	135	154	14%	161.7	-5%
Aggravated Assault	19	21	11%	20.7	82	64	-22%	68.3	297	299	1%	291.0	3%
Total Violent Crime	36	41	14%	41.3	152	140	-8%	142.3	533	534	0%	563.3	-5%
Property Crime													
Commercial Burglary	9	11	22%	8.7	30	29	-3%	33.7	207	102	-51%	151.0	-32%
Residential Burglary	22	20	-9%	24.3	89	76	-15%	108.0	281	264	-6%	354.3	-25%
Motor Vehicle Theft	88	97	10%	61.0	249	245	-2%	202.3	680	792	16%	623.7	27%
Larceny from Motor Vehicle	279	257	-8%	217.7	800	772	-4%	724.7	2329	2634	13%	2522.3	4%
All Other, Larceny	258	246	-5%	314.0	850	933	10%	975.3	3342	3102	-7%	3771.0	-18%
Total Property Crime	656	631	-4%	625.7	2018	2055	2%	2044.0	6839	6894	1%	7422.3	-7%
Total Part I Crime	692	672	-3%	667.0	2170	2195	1%	2186.3	7372	7428	1%	7985.7	-7%

Footnotes:

¹ Homicides, rapes, and aggravated assaults are reported by victim; motor vehicle thefts are reported by vehicle; all other offenses are reported by incident

² Homicide = 'MURDER/NONNEGLIGENT MANSLAUGHTER' & 'NEGLIGENT MANSLAUGHTER' only. **Excluded:** 'AUTO FATALITY, NEGLIGENT' & 'JUSTIFIABLE HOMICIDE'

³ N/C indicates the percent change is Not Calculable; one cannot divide by zero

Generated on: Monday, December 13, 2021

Data Source: PistolDSS..vwIBRrecords

*Data entry may not be complete for time period

WAVES

Weekly Analysis for VBPD Engagement & Strategies 1st Precinct

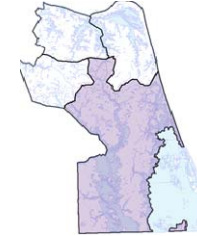
Chief of Police



Paul W. Neudigate



1st Precinct Sworn Personnel as of 12/13/2021						
Gender		Race				
		White	Black	Hispanic	Other	
Male	76	60	5	7	4	
	% of Total	82%	79%	7%	9%	5%
Female	17	15	1	0	1	
	% of Total	18%	88%	6%	0%	6%
Total	93	75	6	7	5	
	% of Total	100%	81%	6%	8%	5%



Captain



Marcie R. Fox

Crime Statistics for Period Ending 12/08/2021⁺

	28 Day				91 Day				YTD				
	11/11/2020 to 12/08/2020	11/11/2021 to 12/08/2021	% Change	3 Year Avg of 28 Days	09/09/2020 to 12/08/2020	09/09/2021 to 12/08/2021	% Change	3 Year Avg of 91 Days	2020 YTD Ending 12/08/2020	2021 YTD Ending 12/08/2021	% Change	3 Year YTD Avg	2021 YTD Compared to 3 Year YTD Avg
Violent Crime													
Homicide ²	0	0	0%	0.3	1	0	-100%	0.7	2	2	0%	6.7	-70%
Rape	1	0	-100%	2.0	3	4	33%	5.3	17	14	-18%	20.3	-31%
Robbery	2	2	0%	2.7	5	5	0%	7.3	18	22	22%	26.7	-18%
Aggravated Assault	5	4	-20%	3.7	20	12	-40%	13.7	55	44	-20%	56.3	-22%
Total Violent Crime	8	6	-25%	8.7	29	21	-28%	27.0	92	82	-11%	110.0	-25%
Property Crime													
Commercial Burglary	1	1	0%	1.0	6	3	-50%	8.0	25	18	-28%	31.0	-42%
Residential Burglary	5	5	0%	5.7	17	19	12%	20.7	56	45	-20%	73.3	-39%
Motor Vehicle Theft	10	16	60%	9.3	33	54	64%	34.3	90	121	34%	103.0	17%
Larceny from Motor Vehicle	47	25	-47%	39.3	141	98	-30%	135.0	381	403	6%	423.0	-5%
All Other, Larceny	60	47	-22%	61.7	191	169	-12%	202.0	608	566	-7%	754.0	-25%
Total Property Crime	123	94	-24%	117.0	388	343	-12%	400.0	1160	1153	-1%	1384.3	-17%
Total Part I Crime	131	100	-24%	125.7	417	364	-13%	427.0	1252	1235	-1%	1494.3	-17%

Footnotes:

¹ Homicides, rapes, and aggravated assaults are reported by victim; motor vehicle thefts are reported by vehicle; all other offenses are reported by incident

² Homicide = 'MURDER/NONNEGLIGENT MANSLAUGHTER' & 'NEGLIGENT MANSLAUGHTER' only. **Excluded:** 'AUTO FATALITY, NEGLIGENT' & 'JUSTIFIABLE HOMICIDE'

³ N/C indicates the percent change is Not Calculable; one cannot divide by zero

Generated on: Monday, December 13, 2021

Data Source: PistolDSS..vwIBRrecords

*Data entry may not be complete for time period

WAVES

Weekly Analysis for VBPD Engagement & Strategies 2nd Precinct

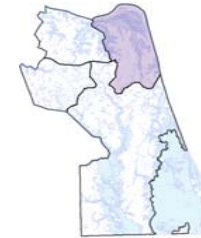
Chief of Police



Paul W. Neudigate



2nd Precinct Sworn Personnel as of 12/13/2021					
Gender	Race				
	White	Black	Hispanic	Other	
Male	93	83	3	5	2
% of Total	85%	89%	3%	5%	2%
Female	17	12	2	1	2
% of Total	15%	71%	12%	6%	12%
Total	110	95	5	6	4
% of Total	100%	86%	5%	5%	4%



Captain



Harry I. McBrien

Crime Statistics for Period Ending 12/08/2021⁺

	28 Day				91 Day				YTD				
	11/11/2020 to 12/08/2020	11/11/2021 to 12/08/2021	% Change	3 Year Avg of 28 Days	09/09/2020 to 12/08/2020	09/09/2021 to 12/08/2021	% Change	3 Year Avg of 91 Days	2020 YTD Ending 12/08/2020	2021 YTD Ending 12/08/2021	% Change	3 Year YTD Avg	2021 YTD Compared to 3 Year YTD Avg
Violent Crime													
Homicide ²	0	0	0%	0.7	0	1	N/C	1.3	2	3	50%	3.7	-18%
Rape	2	0	-100%	2.0	4	3	-25%	6.3	20	17	-15%	24.7	-31%
Robbery	2	3	50%	2.3	11	12	9%	10.7	29	41	41%	37.3	10%
Aggravated Assault	0	7	N/C	2.7	17	17	0%	14.0	99	74	-25%	92.0	-20%
Total Violent Crime	4	10	150%	7.7	32	33	3%	32.3	150	135	-10%	157.7	-14%
Property Crime													
Commercial Burglary	3	2	-33%	2.7	5	9	80%	10.0	43	38	-12%	33.0	15%
Residential Burglary	6	5	-17%	5.3	21	18	-14%	23.0	69	88	28%	81.0	9%
Motor Vehicle Theft	11	11	0%	8.3	50	42	-16%	36.0	131	161	23%	119.3	35%
Larceny from Motor Vehicle	47	58	23%	39.0	183	169	-8%	150.7	556	582	5%	511.0	14%
All Other, Larceny	59	54	-8%	72.0	240	232	-3%	256.7	997	917	-8%	1076.7	-15%
Total Property Crime	126	130	3%	127.3	499	470	-6%	476.3	1796	1786	-1%	1821.0	-2%
Total Part I Crime	130	140	8%	135.0	531	503	-5%	508.7	1946	1921	-1%	1978.7	-3%

Footnotes:

¹ Homicides, rapes, and aggravated assaults are reported by victim; motor vehicle thefts are reported by vehicle; all other offenses are reported by incident

² Homicide = 'MURDER/NONNEGLIGENT MANSLAUGHTER' & 'NEGLIGENT MANSLAUGHTER' only. **Excluded:** 'AUTO FATALITY, NEGLIGENT' & 'JUSTIFIABLE HOMICIDE'.

³ N/C indicates the percent change is Not Calculable; one cannot divide by zero

Generated on: Monday, December 13, 2021

Data Source: PistolDSS..vwIBRecords

*Data entry may not be complete for time period

WAVES

Weekly Analysis for VBPD Engagement & Strategies

3rd Precinct

Chief of Police



Paul W. Neudigate



3rd Precinct Sworn Personnel as of 12/13/2021					
Gender	Race				
	White	Black	Hispanic	Other	
Male	87	63	9	9	6
% of Total	86%	72%	10%	10%	7%
Female	14	14	0	0	0
% of Total	14%	100%	0%	0%	0%
Total	101	77	9	9	6
% of Total	100%	76%	9%	9%	6%



Captain



Jeffery E. Wilkerson

Crime Statistics for Period Ending 12/08/2021⁺

	28 Day				91 Day				YTD				
	11/11/2020 to 12/08/2020	11/11/2021 to 12/08/2021	% Change	3 Year Avg of 28 Days	09/09/2020 to 12/08/2020	09/09/2021 to 12/08/2021	% Change	3 Year Avg of 91 Days	2020 YTD Ending 12/08/2020	2021 YTD Ending 12/08/2021	% Change	3 Year YTD Avg	2021 YTD Compared to 3 Year YTD Avg
Violent Crime													
Homicide ²	0	0	0%	0.0	2	2	0%	1.3	8	5	-38%	5.7	-12%
Rape	1	3	200%	2.7	10	9	-10%	7.7	25	18	-28%	22.7	-21%
Robbery	5	7	40%	4.3	12	26	117%	13.3	53	61	15%	56.3	8%
Aggravated Assault	9	6	-33%	7.7	26	19	-27%	23.0	81	125	54%	82.7	51%
Total Violent Crime	15	16	7%	14.7	50	56	12%	45.3	167	209	25%	167.3	25%
Property Crime													
Commercial Burglary	2	3	50%	3.3	4	5	25%	7.0	92	22	-76%	57.0	-61%
Residential Burglary	6	6	0%	7.7	27	20	-26%	31.0	89	75	-16%	101.7	-26%
Motor Vehicle Theft	47	45	-4%	25.7	104	77	-26%	71.3	288	318	10%	227.0	40%
Larceny from Motor Vehicle	103	91	-12%	70.0	262	266	2%	206.0	746	864	16%	747.7	16%
All Other, Larceny	79	70	-11%	98.0	244	299	23%	289.7	1047	956	-9%	1105.7	-14%
Total Property Crime	237	215	-9%	204.7	641	667	4%	605.0	2262	2235	-1%	2239.0	0%
Total Part I Crime	252	231	-8%	219.3	691	723	5%	650.3	2429	2444	1%	2406.3	2%

Footnotes:

¹ Homicides, rapes, and aggravated assaults are reported by victim; motor vehicle thefts are reported by vehicle; all other offenses are reported by incident

² Homicide = 'MURDER/NONNEGLIGENT MANSLAUGHTER' & 'NEGLIGENT MANSLAUGHTER' only. **Excluded:** 'AUTO FATALITY, NEGLIGENT' & 'JUSTIFIABLE HOMICIDE'.

³ N/C indicates the percent change is Not Calculable; one cannot divide by zero

Generated on: Monday, December 13, 2021

Data Source: PistolDSS.vwIBRrecords

*Data entry may not be complete for time period

WAVES

Weekly Analysis for VBPD Engagement & Strategies

4th Precinct

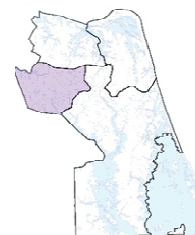
Chief of Police



Paul W. Neudigate



4th Precinct Sworn Personnel as of 12/13/2021					
Gender	Race				
	White	Black	Hispanic	Other	
Male	90	69	7	3	11
% of Total	87%	77%	8%	3%	12%
Female	14	10	1	2	1
% of Total	13%	71%	7%	14%	7%
Total	104	79	8	5	12
% of Total	100%	76%	8%	5%	12%



Captain



Scott E. Wichtendahl

Crime Statistics for Period Ending 12/08/2021⁺

	28 Day				91 Day				YTD				
	11/11/2020 to 12/08/2020	11/11/2021 to 12/08/2021	% Change	3 Year Avg of 28 Days	09/09/2020 to 12/08/2020	09/09/2021 to 12/08/2021	% Change	3 Year Avg of 91 Days	2020 YTD Ending 12/08/2020	2021 YTD Ending 12/08/2021	% Change	3 Year YTD Avg	2021 YTD Compared to 3 Year YTD Avg
Violent Crime													
Homicide ²	1	0	-100%	0.3	2	0	-100%	1.0	5	3	-40%	3.0	0%
Rape	1	2	100%	1.0	7	4	-43%	6.0	22	19	-14%	24.0	-21%
Robbery	2	3	50%	2.3	13	10	-23%	13.0	35	30	-14%	41.3	-27%
Aggravated Assault	5	4	-20%	6.7	19	16	-16%	17.7	62	56	-10%	60.0	-7%
Total Violent Crime	9	9	0%	10.3	41	30	-27%	37.7	124	108	-13%	128.3	-16%
Property Crime													
Commercial Burglary	3	5	67%	1.7	15	12	-20%	8.7	47	24	-49%	30.0	-20%
Residential Burglary	5	4	-20%	5.7	24	19	-21%	33.3	67	56	-16%	98.3	-43%
Motor Vehicle Theft	20	25	25%	17.7	62	72	16%	60.7	171	192	12%	174.3	10%
Larceny from Motor Vehicle	82	83	1%	69.3	214	239	12%	233.0	646	785	22%	840.7	-7%
All Other, Larceny	60	75	25%	82.3	175	233	33%	227.0	690	663	-4%	834.7	-21%
Total Property Crime	170	192	13%	176.7	490	575	17%	562.7	1621	1720	6%	1978.0	-13%
Total Part I Crime	179	201	12%	187.0	531	605	14%	600.3	1745	1828	5%	2106.3	-13%

Footnotes:

¹ Homicides, rapes, and aggravated assaults are reported by victim; motor vehicle thefts are reported by vehicle; all other offenses are reported by incident

² Homicide = 'MURDER/NONNEGLIGENT MANSLAUGHTER' & 'NEGLIGENT MANSLAUGHTER' only. **Excluded:** 'AUTO FATALITY, NEGLIGENT' & 'JUSTIFIABLE HOMICIDE'

³ N/C indicates the percent change is Not Calculable; one cannot divide by zero

Generated on: Monday, December 13, 2021

Data Source: PistolDSS.vwIBRrecords

*Data entry may not be complete for time period