

WAVES

Weekly Analysis for VBPD Engagement & Strategies Citywide

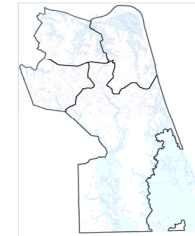
Chief of Police



Paul W. Neudigate



Citywide Sworn Personnel as of 12/07/2021					
Gender	Race				
	White	Black	Hispanic	Other	
Male	308	258	21	15	14
% of Total	87%	84%	7%	5%	5%
Female	47	43	1	1	2
% of Total	13%	91%	2%	2%	4%
Total	355	301	22	16	16
% of Total	100%	85%	6%	5%	5%



Crime Statistics for Period Ending 12/01/2021⁺

	28 Day				91 Day				YTD				
	11/04/2020 to 12/01/2020	11/04/2021 to 12/01/2021	% Change	3 Year Avg of 28 Days	09/02/2020 to 12/01/2020	09/02/2021 to 12/01/2021	% Change	3 Year Avg of 91 Days	2020 YTD Ending 12/01/2020	2021 YTD Ending 12/01/2021	% Change	3 Year YTD Avg	2021 YTD Compared to 3 Year YTD Avg
Violent Crime													
Homicide ²	2	0	-100%	1.7	5	3	-40%	4.0	17	13	-24%	18.7	-30%
Rape	5	5	0%	7.0	25	20	-20%	26.0	84	68	-19%	90.0	-24%
Robbery	16	14	-13%	11.3	42	51	21%	44.0	134	150	12%	158.3	-5%
Aggravated Assault	27	19	-30%	23.3	87	64	-26%	70.7	292	294	1%	285.0	3%
Total Violent Crime	50	38	-24%	43.3	159	138	-13%	144.7	527	525	0%	552.0	-5%
Property Crime													
Commercial Burglary	11	3	-73%	8.7	30	22	-27%	37.3	205	93	-55%	148.3	-37%
Residential Burglary	25	24	-4%	27.7	90	79	-12%	110.7	276	261	-5%	349.7	-25%
Motor Vehicle Theft	87	90	3%	63.3	241	237	-2%	201.0	660	769	17%	611.3	26%
Larceny from Motor Vehicle	235	241	3%	207.7	779	758	-3%	715.7	2250	2564	14%	2465.3	4%
All Other, Larceny	268	248	-7%	302.7	857	950	11%	960.7	3277	3036	-7%	3686.3	-18%
Total Property Crime	626	606	-3%	610.0	1997	2046	2%	2025.3	6668	6723	1%	7261.0	-7%
Total Part I Crime	676	644	-5%	653.3	2156	2184	1%	2170.0	7195	7248	1%	7813.0	-7%

Footnotes:

¹ Homicides, rapes, and aggravated assaults are reported by victim; motor vehicle thefts are reported by vehicle; all other offenses are reported by incident

² Homicide = 'MURDER/NONNEGLIGENT MANSLAUGHTER' & 'NEGLIGENT MANSLAUGHTER' only. **Excluded:** 'AUTO FATALITY, NEGLIGENT' & 'JUSTIFIABLE HOMICIDE'

³ N/C indicates the percent change is Not Calculable; one cannot divide by zero

Generated on: Tuesday, December 07, 2021

Data Source: PistolDSS..vwIBRrecords

*Data entry may not be complete for time period

WAVES

Weekly Analysis for VBPD Engagement & Strategies 1st Precinct

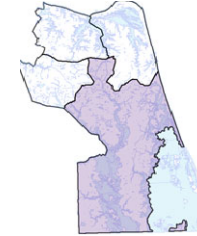
Chief of Police



Paul W. Neudigate



1st Precinct Sworn Personnel as of 12/07/2021					
Gender	Race				
	White	Black	Hispanic	Other	
Male	36	29	3	4	0
% of Total	90%	81%	8%	11%	0%
Female	4	4	0	0	0
% of Total	10%	100%	0%	0%	0%
Total	40	33	3	4	0
% of Total	100%	83%	8%	10%	0%



Captain



Marcie R. Fox

Crime Statistics for Period Ending 12/01/2021⁺

	28 Day				91 Day				YTD				
	11/04/2020 to 12/01/2020	11/04/2021 to 12/01/2021	% Change	3 Year Avg of 28 Days	09/02/2020 to 12/01/2020	09/02/2021 to 12/01/2021	% Change	3 Year Avg of 91 Days	2020 YTD Ending 12/01/2020	2021 YTD Ending 12/01/2021	% Change	3 Year YTD Avg	2021 YTD Compared to 3 Year YTD Avg
Violent Crime													
Homicide ²	0	0	0%	0.0	1	0	-100%	0.3	2	2	0%	6.3	-68%
Rape	1	0	-100%	1.3	4	4	0%	5.0	17	14	-18%	19.7	-29%
Robbery	1	1	0%	2.0	4	5	25%	6.7	17	21	24%	26.0	-19%
Aggravated Assault	8	5	-38%	4.3	20	12	-40%	14.7	54	44	-19%	55.3	-20%
Total Violent Crime	10	6	-40%	7.7	29	21	-28%	26.7	90	81	-10%	107.3	-25%
Property Crime													
Commercial Burglary	1	0	-100%	1.3	6	2	-67%	8.3	24	17	-29%	30.3	-44%
Residential Burglary	8	8	0%	8.0	19	19	0%	22.7	55	45	-18%	72.7	-38%
Motor Vehicle Theft	11	16	45%	11.7	32	50	56%	34.0	88	117	33%	101.7	15%
Larceny from Motor Vehicle	45	25	-44%	41.7	151	108	-28%	141.0	375	401	7%	416.0	-4%
All Other, Larceny	62	45	-27%	62.0	187	162	-13%	198.0	589	550	-7%	737.3	-25%
Total Property Crime	127	94	-26%	124.7	395	341	-14%	404.0	1131	1130	0%	1358.0	-17%
Total Part I Crime	137	100	-27%	132.3	424	362	-15%	430.7	1221	1211	-1%	1465.3	-17%

Footnotes:

¹ Homicides, rapes, and aggravated assaults are reported by victim; motor vehicle thefts are reported by vehicle; all other offenses are reported by incident

² Homicide = 'MURDER/NONNEGLIGENT MANSLAUGHTER' & 'NEGLIGENT MANSLAUGHTER' only. **Excluded:** 'AUTO FATALITY, NEGLIGENT' & 'JUSTIFIABLE HOMICIDE'.

³ N/C indicates the percent change is Not Calculable; one cannot divide by zero

Generated on: Tuesday, December 07, 2021

Data Source: PistolDSS..vwIBRecords

*Data entry may not be complete for time period

WAVES

Weekly Analysis for VBPD Engagement & Strategies

2nd Precinct

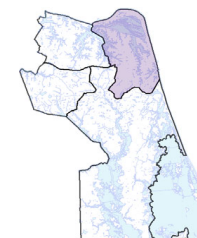
Chief of Police



Paul W. Neudigate



2nd Precinct Sworn Personnel as of 12/07/2021					
Gender	Race				
	White	Black	Hispanic	Other	
Male	31	27	1	3	0
% of Total	91%	87%	3%	10%	0%
Female	3	3	0	0	0
% of Total	9%	100%	0%	0%	0%
Total	34	30	1	3	0
% of Total	100%	88%	3%	9%	0%



Captain



Harry I. McBrien

Crime Statistics for Period Ending 12/01/2021⁺

	28 Day				91 Day				YTD				
	11/04/2020 to 12/01/2020	11/04/2021 to 12/01/2021	% Change	3 Year Avg of 28 Days	09/02/2020 to 12/01/2020	09/02/2021 to 12/01/2021	% Change	3 Year Avg of 91 Days	2020 YTD Ending 12/01/2020	2021 YTD Ending 12/01/2021	% Change	3 Year YTD Avg	2021 YTD Compared to 3 Year YTD Avg
Violent Crime													
Homicide ²	0	0	0%	1.0	0	1	N/C	1.3	2	3	50%	3.7	-18%
Rape	2	0	-100%	1.7	4	3	-25%	6.7	20	17	-15%	24.3	-30%
Robbery	3	2	-33%	2.7	11	11	0%	11.7	29	40	38%	37.3	7%
Aggravated Assault	1	5	400%	2.3	24	16	-33%	16.0	99	71	-28%	90.0	-21%
Total Violent Crime	6	7	17%	7.7	39	31	-21%	35.7	150	131	-13%	155.3	-16%
Property Crime													
Commercial Burglary	4	1	-75%	2.7	5	9	80%	10.0	43	37	-14%	32.3	14%
Residential Burglary	6	6	0%	4.7	20	19	-5%	22.7	68	86	26%	79.7	8%
Motor Vehicle Theft	12	13	8%	9.7	48	43	-10%	37.0	128	160	25%	117.7	36%
Larceny from Motor Vehicle	42	49	17%	42.0	178	167	-6%	150.0	545	568	4%	502.0	13%
All Other, Larceny	62	54	-13%	68.0	247	244	-1%	262.0	982	903	-8%	1057.0	-15%
Total Property Crime	126	123	-2%	127.0	498	482	-3%	481.7	1766	1754	-1%	1788.7	-2%
Total Part I Crime	132	130	-2%	134.7	537	513	-4%	517.3	1916	1885	-2%	1944.0	-3%

Footnotes:

¹ Homicides, rapes, and aggravated assaults are reported by victim; motor vehicle thefts are reported by vehicle; all other offenses are reported by incident

² Homicide = 'MURDER/NONNEGLIGENT MANSLAUGHTER' & 'NEGLIGENT MANSLAUGHTER' only. **Excluded:** 'AUTO FATALITY, NEGLIGENT' & 'JUSTIFIABLE HOMICIDE'.

³ N/C indicates the percent change is Not Calculable; one cannot divide by zero

Generated on: Tuesday, December 07, 2021

Data Source: PistolDSS..vwIBRrecords

*Data entry may not be complete for time period

WAVES

Weekly Analysis for VBPD Engagement & Strategies

3rd Precinct

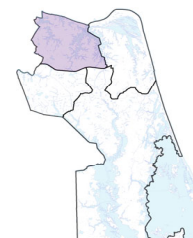
Chief of Police



Paul W. Neudigate



3rd Precinct Sworn Personnel as of 12/07/2021					
Gender	Race				
	White	Black	Hispanic	Other	
Male	37	28	6	1	2
% of Total	90%	76%	16%	3%	5%
Female	4	4	0	0	0
% of Total	10%	100%	0%	0%	0%
Total	41	32	6	1	2
% of Total	100%	78%	15%	2%	5%



Captain



Jeffery E. Wilkerson

Crime Statistics for Period Ending 12/01/2021⁺

	28 Day				91 Day				YTD				
	11/04/2020 to 12/01/2020	11/04/2021 to 12/01/2021	% Change	3 Year Avg of 28 Days	09/02/2020 to 12/01/2020	09/02/2021 to 12/01/2021	% Change	3 Year Avg of 91 Days	2020 YTD Ending 12/01/2020	2021 YTD Ending 12/01/2021	% Change	3 Year YTD Avg	2021 YTD Compared to 3 Year YTD Avg
Violent Crime													
Homicide ²	1	0	-100%	0.3	2	2	0%	1.3	8	5	-38%	5.7	-12%
Rape	1	3	200%	2.3	10	9	-10%	7.3	25	18	-28%	22.0	-18%
Robbery	7	10	43%	3.3	14	27	93%	12.7	53	61	15%	54.3	12%
Aggravated Assault	7	3	-57%	7.3	25	17	-32%	23.0	79	122	54%	81.3	50%
Total Violent Crime	16	16	0%	13.3	51	55	8%	44.3	165	206	25%	163.3	26%
Property Crime													
Commercial Burglary	1	2	100%	2.3	3	3	0%	9.7	91	20	-78%	55.7	-64%
Residential Burglary	6	6	0%	8.3	26	22	-15%	31.3	87	75	-14%	100.3	-25%
Motor Vehicle Theft	45	41	-9%	25.3	102	71	-30%	72.0	279	310	11%	222.0	40%
Larceny from Motor Vehicle	84	110	31%	64.0	245	264	8%	199.0	712	847	19%	727.7	16%
All Other, Larceny	85	78	-8%	94.7	251	308	23%	284.3	1031	937	-9%	1080.3	-13%
Total Property Crime	221	237	7%	194.7	627	668	7%	596.3	2200	2189	-1%	2186.0	0%
Total Part I Crime	237	253	7%	208.0	678	723	7%	640.7	2365	2395	1%	2349.3	2%

Footnotes:

¹ Homicides, rapes, and aggravated assaults are reported by victim; motor vehicle thefts are reported by vehicle; all other offenses are reported by incident

² Homicide = 'MURDER/NONNEGLIGENT MANSLAUGHTER' & 'NEGLIGENT MANSLAUGHTER' only. **Excluded:** 'AUTO FATALITY, NEGLIGENT' & 'JUSTIFIABLE HOMICIDE'.

³ N/C indicates the percent change is Not Calculable; one cannot divide by zero

Generated on: Tuesday, December 07, 2021

Data Source: PistolDSS..vwIBRrecords

*Data entry may not be complete for time period

WAVES

Weekly Analysis for VBPD Engagement & Strategies

4th Precinct

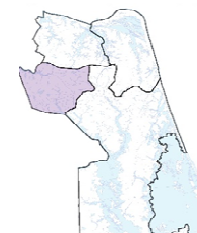
Chief of Police



Paul W. Neudigate



4th Precinct Sworn Personnel as of 12/07/2021					
Gender		Race			
		White	Black	Hispanic	Other
Male	33	24	3	2	4
% of Total	87%	73%	9%	6%	12%
Female	5	4	0	1	0
% of Total	13%	80%	0%	20%	0%
Total	38	28	3	3	4
% of Total	100%	74%	8%	8%	11%



Captain



Scott E. Wichtendahl

Crime Statistics for Period Ending 12/01/2021⁺

	28 Day				91 Day				YTD				
	11/04/2020 to 12/01/2020	11/04/2021 to 12/01/2021	% Change	3 Year Avg of 28 Days	09/02/2020 to 12/01/2020	09/02/2021 to 12/01/2021	% Change	3 Year Avg of 91 Days	2020 YTD Ending 12/01/2020	2021 YTD Ending 12/01/2021	% Change	3 Year YTD Avg	2021 YTD Compared to 3 Year YTD Avg
Violent Crime													
Homicide ²	1	0	-100%	0.3	2	0	-100%	1.0	5	3	-40%	3.0	0%
Rape	1	2	100%	1.7	7	4	-43%	7.0	22	19	-14%	24.0	-21%
Robbery	5	1	-80%	3.3	13	8	-38%	13.0	35	28	-20%	40.7	-31%
Aggravated Assault	11	6	-45%	9.3	18	19	6%	17.0	60	57	-5%	58.3	-2%
Total Violent Crime	18	9	-50%	14.7	40	31	-23%	38.0	122	107	-12%	126.0	-15%
Property Crime													
Commercial Burglary	5	0	-100%	2.3	16	8	-50%	9.3	47	19	-60%	30.0	-37%
Residential Burglary	5	4	-20%	6.7	25	19	-24%	34.0	66	55	-17%	97.0	-43%
Motor Vehicle Theft	19	20	5%	16.7	59	73	24%	58.0	165	182	10%	170.0	7%
Larceny from Motor Vehicle	64	57	-11%	60.0	205	219	7%	225.7	618	748	21%	819.7	-9%
All Other, Larceny	59	71	20%	78.0	172	236	37%	216.3	675	646	-4%	811.7	-20%
Total Property Crime	152	152	0%	163.7	477	555	16%	543.3	1571	1650	5%	1928.3	-14%
Total Part I Crime	170	161	-5%	178.3	517	586	13%	581.3	1693	1757	4%	2054.3	-14%

Footnotes:

¹ Homicides, rapes, and aggravated assaults are reported by victim; motor vehicle thefts are reported by vehicle; all other offenses are reported by incident

² Homicide = 'MURDER/NONNEGLIGENT MANSLAUGHTER' & 'NEGLIGENT MANSLAUGHTER' only. **Excluded:** 'AUTO FATALITY, NEGLIGENT' & 'JUSTIFIABLE HOMICIDE'

³ N/C indicates the percent change is Not Calculable; one cannot divide by zero

Generated on: Tuesday, December 07, 2021

Data Source: PistolDSS..vwIBRrecords

*Data entry may not be complete for time period