

WAVES

Weekly Analysis for VBPD Engagement & Strategies

Citywide

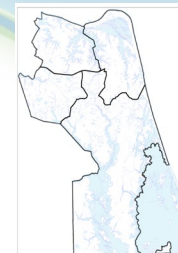
Chief of Police



Paul W. Neudigate



Citywide Sworn Personnel as of 11/29/2021					
Gender	Race				
	White	Black	Hispanic	Other	
Male	584	481	38	32	33
% of Total	84%	82%	7%	5%	6%
Female	114	97	8	3	6
% of Total	16%	85%	7%	3%	5%
Total	698	578	46	35	39
% of Total	100%	83%	7%	5%	6%



Crime Statistics for Period Ending 11/24/2021⁺

	28 Day				91 Day				YTD				
	10/28/2020 to 11/24/2020	10/28/2021 to 11/24/2021	% Change	3 Year Avg of 28 Days	08/26/2020 to 11/24/2020	08/26/2021 to 11/24/2021	% Change	3 Year Avg of 91 Days	2020 YTD Ending 11/24/2020	2021 YTD Ending 11/24/2021	% Change	3 Year YTD Avg	2021 YTD Compared to 3 Year YTD Avg
Violent Crime													
Homicide ²	1	2	100%	1.0	4	3	-25%	3.3	16	13	-19%	18.0	-28%
Rape	2	4	100%	6.0	23	18	-22%	25.0	81	65	-20%	87.0	-25%
Robbery	17	19	12%	10.7	42	48	14%	44.0	130	147	13%	154.3	-5%
Aggravated Assault	26	17	-35%	23.7	85	68	-20%	69.7	283	289	2%	277.3	4%
Total Violent Crime	46	42	-9%	41.3	154	137	-11%	142.0	510	514	1%	536.7	-4%
Property Crime													
Commercial Burglary	11	6	-45%	10.3	29	24	-17%	38.3	203	92	-55%	147.0	-37%
Residential Burglary	29	25	-14%	29.7	90	74	-18%	112.7	271	252	-7%	344.3	-27%
Motor Vehicle Theft	97	83	-14%	66.0	237	232	-2%	197.0	645	747	16%	596.0	25%
Larceny from Motor Vehicle	211	190	-10%	213.3	741	690	-7%	711.0	2167	2439	13%	2409.3	1%
All Other, Larceny	271	216	-20%	302.3	870	900	3%	969.7	3233	2921	-10%	3616.3	-19%
Total Property Crime	619	520	-16%	621.7	1967	1920	-2%	2028.7	6519	6451	-1%	7113.0	-9%
Total Part I Crime	665	562	-15%	663.0	2121	2057	-3%	2170.7	7029	6965	-1%	7649.7	-9%

Footnotes:

¹ Homicides, rapes, and aggravated assaults are reported by victim; motor vehicle thefts are reported by vehicle; all other offenses are reported by incident

² Homicide = 'MURDER/NONNEGLIGENT MANSLAUGHTER' & 'NEGLIGENT MANSLAUGHTER' only. **Excluded:** 'AUTO FATALITY, NEGLIGENT' & 'JUSTIFIABLE HOMICIDE'.

³ N/C indicates the percent change is Not Calculable; one cannot divide by zero

Generated on: Monday, November 29, 2021

Data Source: PistolDSS..wvBRrecords

*Data entry may not be complete for time period

WAVES

Weekly Analysis for VBPD Engagement & Strategies

1st Precinct

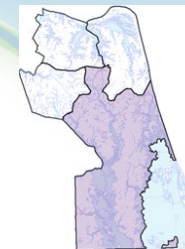
Chief of Police



Paul W. Neudigate



1st Precinct Sworn Personnel as of 11/29/2021					
Gender		Race			
		White	Black	Hispanic	Other
Male	80	63	6	7	4
% of Total	82%	79%	8%	9%	5%
Female	18	16	1	0	1
% of Total	18%	89%	6%	0%	6%
Total	98	79	7	7	5
% of Total	100%	81%	7%	7%	5%



Captain



Marcie R. Fox

Crime Statistics for Period Ending 11/24/2021*

	28 Day				91 Day				YTD				
	10/28/2020 to 11/24/2020	10/28/2021 to 11/24/2021	% Change	3 Year Avg of 28 Days	08/26/2020 to 11/24/2020	08/26/2021 to 11/24/2021	% Change	3 Year Avg of 91 Days	2020 YTD Ending 11/24/2020	2021 YTD Ending 11/24/2021	% Change	3 Year YTD Avg	2021 YTD Compared to 3 Year YTD Avg
Violent Crime													
Homicide ²	0	0	0%	0.0	1	0	-100%	0.3	2	2	0%	6.3	-68%
Rape	0	0	0%	0.7	3	4	33%	4.3	16	13	-19%	18.7	-30%
Robbery	1	2	100%	1.7	4	5	25%	7.0	16	21	31%	25.0	-16%
Aggravated Assault	8	5	-38%	4.0	19	12	-37%	14.0	53	44	-17%	54.7	-20%
Total Violent Crime	9	7	-22%	6.3	27	21	-22%	25.7	87	80	-8%	104.7	-24%
Property Crime													
Commercial Burglary	1	0	-100%	2.7	6	2	-67%	8.3	24	17	-29%	30.3	-44%
Residential Burglary	6	7	17%	7.0	18	16	-11%	22.7	53	41	-23%	71.0	-42%
Motor Vehicle Theft	12	16	33%	11.7	30	49	63%	33.0	86	115	34%	99.7	15%
Larceny from Motor Vehicle	31	25	-19%	40.7	132	99	-25%	134.3	353	389	10%	403.0	-3%
All Other, Larceny	68	43	-37%	70.0	187	150	-20%	208.0	581	531	-9%	728.3	-27%
Total Property Crime	118	91	-23%	132.0	373	316	-15%	406.3	1097	1093	0%	1332.3	-18%
Total Part I Crime	127	98	-23%	138.3	400	337	-16%	432.0	1184	1173	-1%	1437.0	-18%

Footnotes:

¹ Homicides, rapes, and aggravated assaults are reported by victim; motor vehicle thefts are reported by vehicle; all other offenses are reported by incident

² Homicide = 'MURDER/NONNEGLIGENT MANSLAUGHTER' & 'NEGLIGENT MANSLAUGHTER' only. **Excluded:** 'AUTO FATALITY, NEGLIGENT' & 'JUSTIFIABLE HOMICIDE'.

³ N/C indicates the percent change is Not Calculable; one cannot divide by zero

Generated on: Monday, November 29, 2021

Data Source: PistolDSS.vwIBRrecords

*Data entry may not be complete for time period

WAVES

Weekly Analysis for VBPD Engagement & Strategies

2nd Precinct

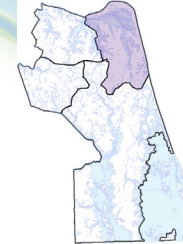
Chief of Police



Paul W. Neudigate



2nd Precinct Sworn Personnel as of 11/29/2021					
Gender	Race				
	White	Black	Hispanic	Other	
Male	96	86	3	5	2
% of Total	85%	90%	3%	5%	2%
Female	17	12	2	1	2
% of Total	15%	71%	12%	6%	12%
Total	113	98	5	6	4
% of Total	100%	87%	4%	5%	4%



Captain



Harry I. McBrien

Crime Statistics for Period Ending 11/24/2021*

	28 Day				91 Day				YTD				
	10/28/2020 to 11/24/2020	10/28/2021 to 11/24/2021	% Change	3 Year Avg of 28 Days	08/26/2020 to 11/24/2020	08/26/2021 to 11/24/2021	% Change	3 Year Avg of 91 Days	2020 YTD Ending 11/24/2020	2021 YTD Ending 11/24/2021	% Change	3 Year YTD Avg	2021 YTD Compared to 3 Year YTD Avg
Violent Crime													
Homicide ²	0	0	0%	0.7	0	1	N/C	1.0	2	3	50%	3.3	-10%
Rape	2	0	-100%	1.3	4	3	-25%	6.7	20	17	-15%	24.0	-29%
Robbery	3	3	0%	2.3	13	11	-15%	12.0	29	40	38%	36.3	10%
Aggravated Assault	2	2	0%	4.3	27	13	-52%	20.0	99	67	-32%	90.0	-26%
Total Violent Crime	7	5	-29%	8.7	44	28	-36%	39.7	150	127	-15%	153.7	-17%
Property Crime													
Commercial Burglary	2	2	0%	2.3	4	10	150%	10.7	41	37	-10%	31.7	17%
Residential Burglary	6	7	17%	6.0	22	18	-18%	24.0	66	85	29%	79.0	8%
Motor Vehicle Theft	17	13	-24%	11.0	52	45	-13%	38.7	128	157	23%	116.0	35%
Larceny from Motor Vehicle	55	48	-13%	45.3	181	161	-11%	150.7	532	550	3%	491.0	12%
All Other, Larceny	62	41	-34%	66.7	258	241	-7%	263.3	971	874	-10%	1038.3	-16%
Total Property Crime	142	111	-22%	131.3	517	475	-8%	487.3	1738	1703	-2%	1756.0	-3%
Total Part I Crime	149	116	-22%	140.0	561	503	-10%	527.0	1888	1830	-3%	1909.7	-4%

Footnotes:

¹ Homicides, rapes, and aggravated assaults are reported by victim; motor vehicle thefts are reported by vehicle; all other offenses are reported by incident

² Homicide = 'MURDER/NONNEGLIGENT MANSLAUGHTER' & 'NEGLIGENT MANSLAUGHTER' only. **Excluded:** 'AUTO FATALITY, NEGLIGENT' & 'JUSTIFIABLE HOMICIDE'.

³ N/C indicates the percent change is Not Calculable; one cannot divide by zero

Generated on: Monday, November 29, 2021

Data Source: PistolDSS.vwIBRecords

*Data entry may not be complete for time period

WAVES

Weekly Analysis for VBPD Engagement & Strategies

3rd Precinct

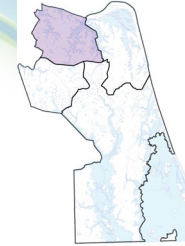
Chief of Police



Paul W. Neudigate



3rd Precinct Sworn Personnel as of 11/29/2021					
Gender		Race			
		White	Black	Hispanic	Other
Male	85	61	9	9	6
% of Total	87%	72%	11%	11%	7%
Female	13	13	0	0	0
% of Total	13%	100%	0%	0%	0%
Total	98	74	9	9	6
% of Total	100%	76%	9%	9%	6%



Captain



Jeffery E. Wilkerson

Crime Statistics for Period Ending 11/24/2021*

	28 Day				91 Day				YTD				
	10/28/2020 to 11/24/2020	10/28/2021 to 11/24/2021	% Change	3 Year Avg of 28 Days	08/26/2020 to 11/24/2020	08/26/2021 to 11/24/2021	% Change	3 Year Avg of 91 Days	2020 YTD Ending 11/24/2020	2021 YTD Ending 11/24/2021	% Change	3 Year YTD Avg	2021 YTD Compared to 3 Year YTD Avg
Violent Crime													
Homicide ²	1	2	100%	0.3	2	2	0%	1.3	8	5	-38%	5.7	-12%
Rape	0	3	N/C	1.7	10	8	-20%	7.3	24	17	-29%	21.0	-19%
Robbery	5	11	120%	2.3	11	24	118%	11.3	50	58	16%	53.0	9%
Aggravated Assault	5	5	0%	7.3	22	24	9%	20.3	74	122	65%	77.3	58%
Total Violent Crime	11	21	91%	11.7	45	58	29%	40.3	156	202	29%	157.0	29%
Property Crime													
Commercial Burglary	1	2	100%	2.0	3	5	67%	9.0	91	20	-78%	55.0	-64%
Residential Burglary	9	7	-22%	8.3	25	20	-20%	31.3	86	72	-16%	98.7	-27%
Motor Vehicle Theft	48	33	-31%	26.3	97	67	-31%	70.7	270	298	10%	215.7	38%
Larceny from Motor Vehicle	68	65	-4%	63.0	225	224	0%	198.3	684	786	15%	711.3	10%
All Other, Larceny	84	76	-10%	92.7	253	300	19%	282.7	1017	908	-11%	1058.0	-14%
Total Property Crime	210	183	-13%	192.3	603	616	2%	592.0	2148	2084	-3%	2138.7	-3%
Total Part I Crime	221	204	-8%	204.0	648	674	4%	632.3	2304	2286	-1%	2295.7	0%

Footnotes:

¹ Homicides, rapes, and aggravated assaults are reported by victim; motor vehicle thefts are reported by vehicle; all other offenses are reported by incident

² Homicide = 'MURDER/NONNEGLIGENT MANSLAUGHTER' & 'NEGLIGENT MANSLAUGHTER' only. **Excluded:** 'AUTO FATALITY, NEGLIGENT' & 'JUSTIFIABLE HOMICIDE'.

³ N/C indicates the percent change is Not Calculable; one cannot divide by zero

Generated on: Monday, November 29, 2021

Data Source: PistolDSS..vwBRrecords

*Data entry may not be complete for time period

WAVES

Weekly Analysis for VBPD Engagement & Strategies

4th Precinct

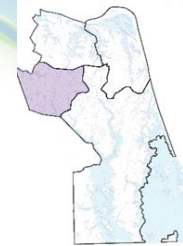
Chief of Police




Paul W. Neudigate



4th Precinct Sworn Personnel as of 11/29/2021					
Gender	Race				
	White	Black	Hispanic	Other	
Male	91	70	7	4	10
% of Total	87%	77%	8%	4%	11%
Female	14	10	1	2	1
% of Total	13%	71%	7%	14%	7%
Total	105	80	8	6	11
% of Total	100%	76%	8%	6%	10%



Captain



Scott E. Wichtendahl

Crime Statistics for Period Ending 11/24/2021*

	28 Day				91 Day				YTD				
	10/28/2020 to 11/24/2020	10/28/2021 to 11/24/2021	% Change	3 Year Avg of 28 Days	08/26/2020 to 11/24/2020	08/26/2021 to 11/24/2021	% Change	3 Year Avg of 91 Days	2020 YTD Ending 11/24/2020	2021 YTD Ending 11/24/2021	% Change	3 Year YTD Avg	2021 YTD Compared to 3 Year YTD Avg
Violent Crime													
Homicide ²	0	0	0%	0.0	1	0	-100%	0.7	4	3	-25%	2.7	13%
Rape	0	1	N/C	2.3	6	3	-50%	6.7	21	18	-14%	23.3	-23%
Robbery	8	3	-63%	4.3	14	8	-43%	13.7	35	28	-20%	40.0	-30%
Aggravated Assault	11	5	-55%	8.0	17	19	12%	15.3	57	56	-2%	55.3	1%
Total Violent Crime	19	9	-53%	14.7	38	30	-21%	36.3	117	105	-10%	121.3	-13%
Property Crime													
Commercial Burglary	7	2	-71%	3.3	16	7	-56%	10.3	47	18	-62%	30.0	-40%
Residential Burglary	8	4	-50%	8.3	25	20	-20%	34.7	66	54	-18%	95.7	-44%
Motor Vehicle Theft	20	21	5%	17.0	58	71	22%	54.7	161	177	10%	164.7	7%
Larceny from Motor Vehicle	57	52	-9%	64.3	203	206	1%	227.7	598	714	19%	804.0	-11%
All Other, Larceny	57	56	-2%	73.0	172	209	22%	215.7	664	608	-8%	791.7	-23%
Total Property Crime	149	135	-9%	166.0	474	513	8%	543.0	1536	1571	2%	1886.0	-17%
Total Part I Crime	168	144	-14%	180.7	512	543	6%	579.3	1653	1676	1%	2007.3	-17%

Footnotes:

¹ Homicides, rapes, and aggravated assaults are reported by victim; motor vehicle thefts are reported by vehicle; all other offenses are reported by incident

² Homicide = 'MURDER/NONNEGLIGENT MANSLAUGHTER' & 'NEGLIGENT MANSLAUGHTER' only. **Excluded:** 'AUTO FATALITY, NEGLIGENT' & 'JUSTIFIABLE HOMICIDE'.

³ N/C indicates the percent change is Not Calculable; one cannot divide by zero

Generated on: Monday, November 29, 2021

Data Source: PistolDSS..vwIBRrecords

*Data entry may not be complete for time period