

WAVES

Weekly Analysis for VBPD Engagement & Strategies Citywide

Chief of Police



Paul W. Neudigate



Citywide Sworn Personnel as of 11/23/2021					
Gender	Race				
	White	Black	Hispanic	Other	
Male	584	481	38	32	33
% of Total	84%	82%	7%	5%	6%
Female	114	97	8	3	6
% of Total	16%	85%	7%	3%	5%
Total	698	578	46	35	39
% of Total	100%	83%	7%	5%	6%



Crime Statistics for Period Ending 11/17/2021⁺

	28 Day				91 Day				YTD				
	10/21/2020 to 11/17/2020	10/21/2021 to 11/17/2021	% Change	3 Year Avg of 28 Days	08/19/2020 to 11/17/2020	08/19/2021 to 11/17/2021	% Change	3 Year Avg of 91 Days	2020 YTD Ending 11/17/2020	2021 YTD Ending 11/17/2021	% Change	3 Year YTD Avg	2021 YTD Compared to 3 Year YTD Avg
Violent Crime													
Homicide ²	1	2	100%	1.0	4	3	-25%	3.3	16	13	-19%	18.0	-28%
Rape	5	2	-60%	7.7	25	18	-28%	26.3	81	63	-22%	86.3	-27%
Robbery	18	16	-11%	13.7	43	43	0%	45.7	128	141	10%	152.7	-8%
Aggravated Assault	25	14	-44%	22.3	90	71	-21%	72.3	281	285	1%	273.0	4%
Total Violent Crime	49	34	-31%	44.7	162	135	-17%	147.7	506	502	-1%	530.0	-5%
Property Crime													
Commercial Burglary	11	7	-36%	11.0	30	27	-10%	39.0	200	92	-54%	144.7	-36%
Residential Burglary	33	26	-21%	35.0	90	75	-17%	113.0	265	248	-6%	336.7	-26%
Motor Vehicle Theft	94	68	-28%	67.0	227	216	-5%	193.7	624	720	15%	581.7	24%
Larceny from Motor Vehicle	242	226	-7%	227.3	739	737	0%	728.7	2119	2422	14%	2363.3	2%
All Other, Larceny	249	276	11%	296.0	849	941	11%	976.3	3151	2896	-8%	3538.7	-18%
Total Property Crime	629	603	-4%	636.3	1935	1996	3%	2050.7	6359	6378	0%	6965.0	-8%
Total Part I Crime	678	637	-6%	681.0	2097	2131	2%	2198.3	6865	6880	0%	7495.0	-8%

Footnotes:

¹ Homicides, rapes, and aggravated assaults are reported by victim; motor vehicle thefts are reported by vehicle; all other offenses are reported by incident

² Homicide = 'MURDER/NONNEGLIGENT MANSLAUGHTER' & 'NEGLIGENT MANSLAUGHTER' only. **Excluded:** 'AUTO FATALITY, NEGLIGENT' & 'JUSTIFIABLE HOMICIDE'.

³ N/C indicates the percent change is Not Calculable; one cannot divide by zero

Generated on: Tuesday, November 23, 2021

Data Source: PistolDSS..vwIBRecords

*Data entry may not be complete for time period

WAVES

Weekly Analysis for VBPD Engagement & Strategies

1st Precinct

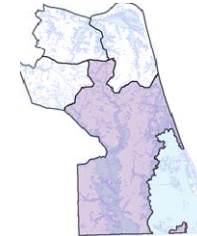
Chief of Police



Paul W. Neudigate



1st Precinct Sworn Personnel as of 11/23/2021					
Gender	Race				
	White	Black	Hispanic	Other	
Male	80	63	6	7	4
% of Total	82%	79%	8%	9%	5%
Female	18	16	1	0	1
% of Total	18%	89%	6%	0%	6%
Total	98	79	7	7	5
% of Total	100%	81%	7%	7%	5%



Captain



Marcie R. Fox

Crime Statistics for Period Ending 11/17/2021⁺

	28 Day				91 Day				YTD				
	10/21/2020 to 11/17/2020	10/21/2021 to 11/17/2021	% Change	3 Year Avg of 28 Days	08/19/2020 to 11/17/2020	08/19/2021 to 11/17/2021	% Change	3 Year Avg of 91 Days	2020 YTD Ending 11/17/2020	2021 YTD Ending 11/17/2021	% Change	3 Year YTD Avg	2021 YTD Compared to 3 Year YTD Avg
Violent Crime													
Homicide ²	0	0	0%	0.0	1	0	-100%	0.3	2	2	0%	6.3	-68%
Rape	0	0	0%	0.7	3	5	67%	4.0	16	13	-19%	18.3	-29%
Robbery	1	1	0%	1.7	5	4	-20%	6.7	16	20	25%	24.3	-18%
Aggravated Assault	7	4	-43%	5.3	18	12	-33%	14.7	52	43	-17%	54.0	-20%
Total Violent Crime	8	5	-38%	7.7	27	21	-22%	25.7	86	78	-9%	103.0	-24%
Property Crime													
Commercial Burglary	3	0	-100%	4.3	6	2	-67%	8.0	24	17	-29%	30.0	-43%
Residential Burglary	5	7	40%	6.7	19	15	-21%	22.0	52	40	-23%	69.0	-42%
Motor Vehicle Theft	13	14	8%	12.0	29	49	69%	31.7	85	111	31%	97.7	14%
Larceny from Motor Vehicle	51	28	-45%	46.0	128	105	-18%	132.7	346	386	12%	395.0	-2%
All Other, Larceny	64	55	-14%	66.3	178	153	-14%	205.0	565	526	-7%	710.7	-26%
Total Property Crime	136	104	-24%	135.3	360	324	-10%	399.3	1072	1080	1%	1302.3	-17%
Total Part I Crime	144	109	-24%	143.0	387	345	-11%	425.0	1158	1158	0%	1405.3	-18%

Footnotes:

¹ Homicides, rapes, and aggravated assaults are reported by victim; motor vehicle thefts are reported by vehicle; all other offenses are reported by incident

² Homicide = 'MURDER/NONNEGLIGENT MANSLAUGHTER' & 'NEGLIGENT MANSLAUGHTER' only. **Excluded:** 'AUTO FATALITY, NEGLIGENT' & 'JUSTIFIABLE HOMICIDE'

³ N/C indicates the percent change is Not Calculable; one cannot divide by zero

Generated on: Tuesday, November 23, 2021

Data Source: PistolDSS..vwIBRecords

*Data entry may not be complete for time period

WAVES

Weekly Analysis for VBPD Engagement & Strategies

2nd Precinct

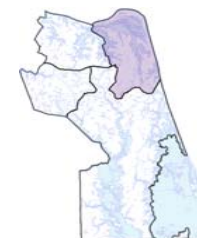
Chief of Police



Paul W. Neudigate



2nd Precinct Sworn Personnel as of 11/23/2021					
Gender	Race				
	White	Black	Hispanic	Other	
Male	96	86	3	5	2
% of Total	85%	90%	3%	5%	2%
Female	17	12	2	1	2
% of Total	15%	71%	12%	6%	12%
Total	113	98	5	6	4
% of Total	100%	87%	4%	5%	4%



Captain



Harry I. McBrien

Crime Statistics for Period Ending 11/17/2021⁺

	28 Day				91 Day				YTD				
	10/21/2020 to 11/17/2020	10/21/2021 to 11/17/2021	% Change	3 Year Avg of 28 Days	08/19/2020 to 11/17/2020	08/19/2021 to 11/17/2021	% Change	3 Year Avg of 91 Days	2020 YTD Ending 11/17/2020	2021 YTD Ending 11/17/2021	% Change	3 Year YTD Avg	2021 YTD Compared to 3 Year YTD Avg
Violent Crime													
Homicide ²	0	0	0%	0.7	0	1	N/C	1.0	2	3	50%	3.3	-10%
Rape	3	0	-100%	2.7	4	4	0%	7.0	20	17	-15%	24.0	-29%
Robbery	5	2	-60%	4.0	13	11	-15%	12.7	29	39	34%	36.0	8%
Aggravated Assault	2	2	0%	4.0	29	15	-48%	20.7	99	66	-33%	89.3	-26%
Total Violent Crime	10	4	-60%	11.3	46	31	-33%	41.3	150	125	-17%	152.7	-18%
Property Crime													
Commercial Burglary	2	2	0%	2.3	5	11	120%	11.3	40	37	-8%	31.3	18%
Residential Burglary	6	8	33%	7.0	22	20	-9%	23.7	64	85	33%	77.3	10%
Motor Vehicle Theft	23	14	-39%	13.7	52	44	-15%	39.3	125	155	24%	114.0	36%
Larceny from Motor Vehicle	64	47	-27%	49.7	194	172	-11%	155.0	524	545	4%	482.0	13%
All Other, Larceny	63	56	-11%	70.7	262	262	0%	273.7	954	870	-9%	1022.7	-15%
Total Property Crime	158	127	-20%	143.3	535	509	-5%	503.0	1707	1692	-1%	1727.3	-2%
Total Part I Crime	168	131	-22%	154.7	581	540	-7%	544.3	1857	1817	-2%	1880.0	-3%

Footnotes:

¹ Homicides, rapes, and aggravated assaults are reported by victim; motor vehicle thefts are reported by vehicle; all other offenses are reported by incident

² Homicide = 'MURDER/NONNEGLIGENT MANSLAUGHTER' & 'NEGLIGENT MANSLAUGHTER' only. **Excluded:** 'AUTO FATALITY, NEGLIGENT' & 'JUSTIFIABLE HOMICIDE'

³ N/C indicates the percent change is Not Calculable; one cannot divide by zero

Generated on: Tuesday, November 23, 2021

Data Source: PistolDSS..vwIBRecords

*Data entry may not be complete for time period

WAVES

Weekly Analysis for VBPD Engagement & Strategies

3rd Precinct

Chief of Police



Paul W. Neudigate



3rd Precinct Sworn Personnel as of 11/23/2021					
Gender		Race			
		White	Black	Hispanic	Other
Male	85	61	9	9	6
% of Total	87%	72%	11%	11%	7%
Female	13	13	0	0	0
% of Total	13%	100%	0%	0%	0%
Total	98	74	9	9	6
% of Total	100%	76%	9%	9%	6%



Captain



Jeffery E. Wilkerson

Crime Statistics for Period Ending 11/17/2021⁺

	28 Day				91 Day				YTD				
	10/21/2020 to 11/17/2020	10/21/2021 to 11/17/2021	% Change	3 Year Avg of 28 Days	08/19/2020 to 11/17/2020	08/19/2021 to 11/17/2021	% Change	3 Year Avg of 91 Days	2020 YTD Ending 11/17/2020	2021 YTD Ending 11/17/2021	% Change	3 Year YTD Avg	2021 YTD Compared to 3 Year YTD Avg
Violent Crime													
Homicide ²	1	2	100%	0.3	2	2	0%	1.3	8	5	-38%	5.7	-12%
Rape	2	2	0%	2.0	11	7	-36%	7.7	24	16	-33%	20.7	-23%
Robbery	4	10	150%	3.3	12	21	75%	12.3	49	55	12%	52.7	4%
Aggravated Assault	5	3	-40%	6.3	24	26	8%	20.3	73	121	66%	75.7	60%
Total Violent Crime	12	17	42%	12.0	49	56	14%	41.7	154	197	28%	154.7	27%
Property Crime													
Commercial Burglary	0	2	N/C	1.0	2	6	200%	8.3	90	20	-78%	54.0	-63%
Residential Burglary	14	7	-50%	10.7	25	20	-20%	33.0	85	70	-18%	96.7	-28%
Motor Vehicle Theft	38	20	-47%	24.7	87	54	-38%	69.0	256	283	11%	209.3	35%
Larceny from Motor Vehicle	63	83	32%	58.7	210	242	15%	205.3	661	782	18%	694.3	13%
All Other, Larceny	75	96	28%	90.0	236	311	32%	281.3	985	899	-9%	1033.0	-13%
Total Property Crime	190	208	9%	185.0	560	633	13%	597.0	2077	2054	-1%	2087.3	-2%
Total Part I Crime	202	225	11%	197.0	609	689	13%	638.7	2231	2251	1%	2242.0	0%

Footnotes:

¹ Homicides, rapes, and aggravated assaults are reported by victim; motor vehicle thefts are reported by vehicle; all other offenses are reported by incident

² Homicide = 'MURDER/NONNEGLIGENT MANSLAUGHTER' & 'NEGLIGENT MANSLAUGHTER' only. **Excluded:** 'AUTO FATALITY, NEGLIGENT' & 'JUSTIFIABLE HOMICIDE'.

³ N/C indicates the percent change is Not Calculable; one cannot divide by zero

Generated on: Tuesday, November 23, 2021

Data Source: PistolDSS..vwIBRecords

*Data entry may not be complete for time period

WAVES

Weekly Analysis for VBPD Engagement & Strategies

4th Precinct

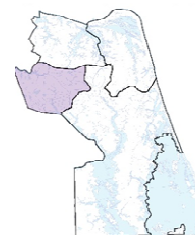
Chief of Police



Paul W. Neudigate



4th Precinct Sworn Personnel as of 11/23/2021					
Gender	Race				
	White	Black	Hispanic	Other	
Male	91	70	7	4	10
% of Total	87%	77%	8%	4%	11%
Female	14	10	1	2	1
% of Total	13%	71%	7%	14%	7%
Total	105	80	8	6	11
% of Total	100%	76%	8%	6%	10%



Captain



Scott E. Wichtendahl

Crime Statistics for Period Ending 11/17/2021⁺

	28 Day				91 Day				YTD				
	10/21/2020 to 11/17/2020	10/21/2021 to 11/17/2021	% Change	3 Year Avg of 28 Days	08/19/2020 to 11/17/2020	08/19/2021 to 11/17/2021	% Change	3 Year Avg of 91 Days	2020 YTD Ending 11/17/2020	2021 YTD Ending 11/17/2021	% Change	3 Year YTD Avg	2021 YTD Compared to 3 Year YTD Avg
Violent Crime													
Homicide ²	0	0	0%	0.0	1	0	-100%	0.7	4	3	-25%	2.7	13%
Rape	0	0	0%	2.3	7	2	-71%	7.7	21	17	-19%	23.3	-27%
Robbery	8	3	-63%	4.7	13	7	-46%	14.0	34	27	-21%	39.7	-32%
Aggravated Assault	11	5	-55%	6.7	19	18	-5%	16.7	57	55	-4%	54.0	2%
Total Violent Crime	19	8	-58%	13.7	40	27	-33%	39.0	116	102	-12%	119.7	-15%
Property Crime													
Commercial Burglary	6	3	-50%	3.3	17	8	-53%	11.3	46	18	-61%	29.3	-39%
Residential Burglary	8	4	-50%	10.7	24	20	-17%	34.3	64	53	-17%	93.7	-43%
Motor Vehicle Theft	20	20	0%	16.7	59	69	17%	53.7	158	171	8%	160.7	6%
Larceny from Motor Vehicle	64	68	6%	73.0	207	218	5%	235.7	588	709	21%	792.0	-10%
All Other, Larceny	47	69	47%	69.0	173	215	24%	216.3	647	601	-7%	772.3	-22%
Total Property Crime	145	164	13%	172.7	480	530	10%	551.3	1503	1552	3%	1848.0	-16%
Total Part I Crime	164	172	5%	186.3	520	557	7%	590.3	1619	1654	2%	1967.7	-16%

Footnotes:

¹ Homicides, rapes, and aggravated assaults are reported by victim; motor vehicle thefts are reported by vehicle; all other offenses are reported by incident

² Homicide = 'MURDER/NONNEGLIGENT MANSLAUGHTER' & 'NEGLIGENT MANSLAUGHTER' only. **Excluded:** 'AUTO FATALITY, NEGLIGENT' & 'JUSTIFIABLE HOMICIDE'

³ N/C indicates the percent change is Not Calculable; one cannot divide by zero

Generated on: Tuesday, November 23, 2021

Data Source: PistolDSS.vwIBRrecords

*Data entry may not be complete for time period