

WAVES

Weekly Analysis for VBPD Engagement & Strategies

Citywide

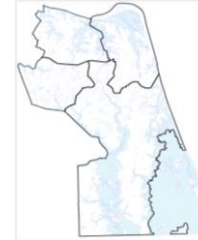
Chief of Police



Paul W. Neudigate



Citywide Sworn Personnel as of 11/21/2022				
Gender		Race		
		White	Black	Other
Male	590	504	41	45
	% of Total	83%	7%	8%
Female	120	101	10	9
	% of Total	17%	8%	8%
Total	710	605	51	54
	% of Total	100%	85%	7%



Crime Statistics for Period Ending 11/16/2022*													
	28 Day				91 Day				YTD				
	10/20/2021 to 11/16/2021	10/20/2022 to 11/16/2022	% Change	3 Year Avg of 28 Days	08/18/2021 to 11/16/2021	08/18/2022 to 11/16/2022	% Change	3 Year Avg of 91 Days	2021 YTD Ending 11/16/2021	2022 YTD Ending 11/16/2022	% Change	3 Year YTD Avg	2022 YTD Compared to 3 Year YTD Avg
Violent Crime													
Homicide ²	2	2	0%	1.3	4	3	-25%	4.0	14	19	36%	18.7	2%
Rape	4	1	-75%	5.0	24	13	-46%	22.0	75	64	-15%	76.7	-17%
Robbery	16	11	-31%	14.3	43	53	23%	42.7	141	166	18%	146.0	14%
Aggravated Assault	11	15	36%	22.0	69	52	-25%	76.7	281	195	-31%	271.3	-28%
Total Violent Crime	33	29	-12%	42.7	140	121	-14%	145.3	511	444	-13%	512.7	-13%
Property Crime													
Commercial Burglary	9	11	22%	10.3	29	37	28%	35.0	95	132	39%	139.3	-5%
Residential Burglary	28	19	-32%	34.3	78	69	-12%	97.7	250	217	-13%	286.7	-24%
Motor Vehicle Theft	67	57	-15%	68.7	219	233	6%	201.3	713	890	25%	625.3	42%
Larceny from Motor Vehicle	238	175	-26%	222.3	759	660	-13%	727.7	2444	2858	17%	2355.7	21%
All Other, Larceny	289	223	-23%	277.3	970	930	-4%	945.3	2926	3360	15%	3273.0	3%
Total Property Crime	631	485	-23%	613.0	2055	1929	-6%	2007.0	6428	7457	16%	6680.0	12%
Total Part I Crime	664	514	-23%	655.7	2195	2050	-7%	2152.3	6939	7901	14%	7192.7	10%

Footnotes:

¹ Homicides, rapes, and aggravated assaults are reported by victim; motor vehicle thefts are reported by vehicle; all other offenses are reported by incident

² Homicide = 'MURDER/NONNEGLIGENT MANSLAUGHTER' & 'NEGLIGENT MANSLAUGHTER' only. **Excluded:** 'AUTO FATALITY, NEGLIGENT' & 'JUSTIFIABLE HOMICIDE'.

³ N/C indicates the percent change is Not Calculable; one cannot divide by zero

Generated on: Monday, November 21, 2022

Data Source: PistolDSS..vwIBRecords

*Data entry may not be complete for time period


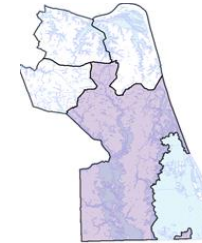
WAVES

Weekly Analysis for VBPD Engagement & Strategies

1st Precinct



1st Precinct Sworn Personnel as of 11/21/2022				
Gender		Race		
		White	Black	Other
Male	80	64	7	9
	% of Total	82%	9%	11%
Female	17	16	1	0
	% of Total	18%	6%	0%
Total	97	80	8	9
	% of Total	100%	82%	9%



Crime Statistics for Period Ending 11/16/2022 ⁺													
	28 Day				91 Day				YTD				
	10/20/2021 to 11/16/2021	10/20/2022 to 11/16/2022	% Change	3 Year Avg of 28 Days	08/18/2021 to 11/16/2021	08/18/2022 to 11/16/2022	% Change	3 Year Avg of 91 Days	2021 YTD Ending 11/16/2021	2022 YTD Ending 11/16/2022	% Change	3 Year YTD Avg	2022 YTD Compared to 3 Year YTD Avg
Violent Crime													
Homicide ²	0	0	0%	0.0	0	0	0%	0.3	2	1	-50%	6.3	-84%
Rape	1	0	-100%	1.3	9	2	-78%	5.3	19	14	-26%	16.7	-16%
Robbery	1	3	200%	1.3	4	7	75%	5.3	20	21	5%	20.3	3%
Aggravated Assault	2	3	50%	4.7	10	8	-20%	13.7	41	35	-15%	50.3	-30%
Total Violent Crime	4	6	50%	7.3	23	17	-26%	24.7	82	71	-13%	93.7	-24%
Property Crime													
Commercial Burglary	0	0	0%	2.3	2	3	50%	5.7	17	23	35%	25.0	-8%
Residential Burglary	7	6	-14%	6.0	15	14	-7%	18.3	40	40	0%	53.7	-25%
Motor Vehicle Theft	11	12	9%	9.7	46	31	-33%	32.7	109	110	1%	98.0	12%
Larceny from Motor Vehicle	26	31	19%	37.7	104	98	-6%	121.7	387	519	34%	399.0	30%
All Other, Larceny	61	42	-31%	58.0	161	182	13%	179.7	535	665	24%	614.0	8%
Total Property Crime	105	91	-13%	113.7	328	328	0%	358.0	1088	1357	25%	1189.7	14%
Total Part I Crime	109	97	-11%	121.0	351	345	-2%	382.7	1170	1428	22%	1283.3	11%

Footnotes:
¹ Homicides, rapes, and aggravated assaults are reported by victim; motor vehicle thefts are reported by vehicle; all other offenses are reported by incident
² Homicide = 'MURDER/NONNEGLIGENT MANSLAUGHTER' & 'NEGLIGENT MANSLAUGHTER' only. **Excluded:** 'AUTO FATALITY, NEGLIGENT' & 'JUSTIFIABLE HOMICIDE'.
³ N/C indicates the percent change is Not Calculable; one cannot divide by zero

WAVES

Weekly Analysis for VBPD Engagement & Strategies

2nd Precinct

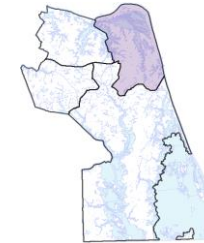
Chief of Police



Paul W. Neudigate



2nd Precinct Sworn Personnel as of 11/21/2022				
Gender		Race		
		White	Black	Other
Male	105	92	7	6
% of Total	85%	88%	7%	6%
Female	18	14	1	3
% of Total	15%	78%	6%	17%
Total	123	106	8	9
% of Total	100%	86%	7%	7%



Captain



Harry I. McBrien

Crime Statistics for Period Ending 11/16/2022*

	28 Day				91 Day				YTD				
	10/20/2021 to 11/16/2021	10/20/2022 to 11/16/2022	% Change	3 Year Avg of 28 Days	08/18/2021 to 11/16/2021	08/18/2022 to 11/16/2022	% Change	3 Year Avg of 91 Days	2021 YTD Ending 11/16/2021	2022 YTD Ending 11/16/2022	% Change	3 Year YTD Avg	2022 YTD Compared to 3 Year YTD Avg
Violent Crime													
Homicide ²	0	1	N/C	0.3	2	1	-50%	1.3	4	6	50%	3.7	64%
Rape	0	1	N/C	1.3	5	6	20%	5.3	19	19	0%	19.3	-2%
Robbery	2	2	0%	2.7	11	12	9%	11.0	38	42	11%	35.0	20%
Aggravated Assault	3	4	33%	4.3	19	16	-16%	22.0	69	50	-28%	77.3	-35%
Total Violent Crime	5	8	60%	8.7	37	35	-5%	39.7	130	117	-10%	135.3	-14%
Property Crime													
Commercial Burglary	2	3	50%	3.0	11	13	18%	14.3	37	27	-27%	40.0	-33%
Residential Burglary	8	0	-100%	7.7	20	8	-60%	23.0	84	41	-51%	73.0	-44%
Motor Vehicle Theft	16	8	-50%	15.3	48	43	-10%	41.0	153	178	16%	121.7	46%
Larceny from Motor Vehicle	51	21	-59%	47.7	178	97	-46%	163.0	548	498	-9%	499.7	0%
All Other, Larceny	57	50	-12%	66.0	267	247	-7%	265.3	879	880	0%	971.0	-9%
Total Property Crime	134	82	-39%	139.7	524	408	-22%	506.7	1701	1624	-5%	1705.3	-5%
Total Part I Crime	139	90	-35%	148.3	561	443	-21%	546.3	1831	1741	-5%	1840.7	-5%

Footnotes:

¹ Homicides, rapes, and aggravated assaults are reported by victim; motor vehicle thefts are reported by vehicle; all other offenses are reported by incident

² Homicide = 'MURDER/NONNEGLIGENT MANSLAUGHTER' & 'NEGLIGENT MANSLAUGHTER' only. Excluded: 'AUTO FATALITY, NEGLIGENT' & 'JUSTIFIABLE HOMICIDE'.

³ N/C indicates the percent change is Not Calculable; one cannot divide by zero

Generated on: Monday, November 21, 2022

Data Source: PistoIDSS..vwIBRecords

*Data entry may not be complete for time period

WAVES

Weekly Analysis for VBPD Engagement & Strategies

3rd Precinct

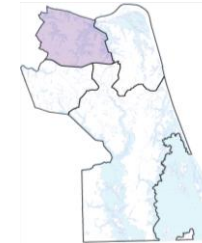
Chief of Police



Paul W. Neudigate



3rd Precinct Sworn Personnel as of 11/21/2022				
Gender		Race		
		White	Black	Other
Male	89	71	12	6
% of Total	86%	80%	13%	7%
Female	15	13	1	1
% of Total	14%	87%	7%	7%
Total	104	84	13	7
% of Total	100%	81%	13%	7%



Captain



Jeffery E. Wilkerson

Crime Statistics for Period Ending 11/16/2022*

	28 Day				91 Day				YTD				
	10/20/2021 to 11/16/2021	10/20/2022 to 11/16/2022	% Change	3 Year Avg of 28 Days	08/18/2021 to 11/16/2021	08/18/2022 to 11/16/2022	% Change	3 Year Avg of 91 Days	2021 YTD Ending 11/16/2021	2022 YTD Ending 11/16/2022	% Change	3 Year YTD Avg	2022 YTD Compared to 3 Year YTD Avg
Violent Crime													
Homicide ²	2	0	-100%	1.0	2	0	-100%	2.0	5	5	0%	6.0	-17%
Rape	2	0	-100%	1.3	7	3	-57%	6.0	20	19	-5%	19.3	-2%
Robbery	10	1	-90%	5.7	21	19	-10%	15.3	56	56	0%	56.7	-1%
Aggravated Assault	2	5	150%	6.0	25	17	-32%	23.7	119	65	-45%	89.7	-28%
Total Violent Crime	16	6	-63%	14.0	55	39	-29%	47.0	200	145	-28%	171.7	-16%
Property Crime													
Commercial Burglary	2	5	150%	1.0	6	16	167%	3.7	20	49	145%	47.0	4%
Residential Burglary	8	6	-25%	10.3	22	21	-5%	27.0	72	64	-11%	85.0	-25%
Motor Vehicle Theft	18	19	6%	24.7	55	102	85%	67.7	280	353	26%	244.7	44%
Larceny from Motor Vehicle	91	83	-9%	67.3	254	258	2%	220.0	794	1013	28%	714.7	42%
All Other, Larceny	101	74	-27%	87.7	316	290	-8%	288.7	903	1069	18%	993.0	8%
Total Property Crime	220	187	-15%	191.0	653	687	5%	607.0	2069	2548	23%	2084.3	22%
Total Part I Crime	236	193	-18%	205.0	708	726	3%	654.0	2269	2693	19%	2256.0	19%

Footnotes:

¹ Homicides, rapes, and aggravated assaults are reported by victim; motor vehicle thefts are reported by vehicle; all other offenses are reported by incident

² Homicide = 'MURDER/NONNEGLIGENT MANSLAUGHTER' & 'NEGLIGENT MANSLAUGHTER' only. Excluded: 'AUTO FATALITY, NEGLIGENT' & 'JUSTIFIABLE HOMICIDE'.

³ N/C indicates the percent change is Not Calculable; one cannot divide by zero

Generated on: Monday, November 21, 2022

Data Source: PistolDSS..wvIBRecords

*Data entry may not be complete for time period


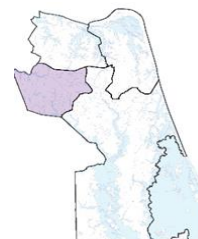
WAVES

Weekly Analysis for VBPD Engagement & Strategies

4th Precinct



4th Precinct Sworn Personnel as of 11/21/2022				
Gender		Race		
		White	Black	Other
Male	85	65	6	14
% of Total	82%	76%	7%	16%
Female	19	13	4	2
% of Total	18%	68%	21%	11%
Total	104	78	10	16
% of Total	100%	75%	10%	15%



Crime Statistics for Period Ending 11/16/2022 ⁺													
	28 Day				91 Day				YTD				
	10/20/2021 to 11/16/2021	10/20/2022 to 11/16/2022	% Change	3 Year Avg of 28 Days	08/18/2021 to 11/16/2021	08/18/2022 to 11/16/2022	% Change	3 Year Avg of 91 Days	2021 YTD Ending 11/16/2021	2022 YTD Ending 11/16/2022	% Change	3 Year YTD Avg	2022 YTD Compared to 3 Year YTD Avg
Violent Crime													
Homicide ²	0	1	N/C	0.0	0	2	N/C	0.3	3	7	133%	2.7	163%
Rape	1	0	-100%	1.0	3	2	-33%	5.3	17	12	-29%	21.3	-44%
Robbery	3	5	67%	4.7	7	15	114%	11.0	27	47	74%	34.0	38%
Aggravated Assault	4	3	-25%	7.0	15	11	-27%	17.3	52	45	-13%	54.0	-17%
Total Violent Crime	8	9	13%	12.7	25	30	20%	34.0	99	111	12%	112.0	-1%
Property Crime													
Commercial Burglary	5	3	-40%	4.0	10	5	-50%	11.3	21	33	57%	27.3	21%
Residential Burglary	5	7	40%	10.3	21	26	24%	29.3	54	72	33%	75.0	-4%
Motor Vehicle Theft	22	18	-18%	19.0	70	57	-19%	60.0	171	249	46%	161.0	55%
Larceny from Motor Vehicle	70	40	-43%	69.7	223	207	-7%	223.0	715	828	16%	742.3	12%
All Other, Larceny	70	57	-19%	65.7	226	211	-7%	211.7	609	746	22%	695.0	7%
Total Property Crime	172	125	-27%	168.7	550	506	-8%	535.3	1570	1928	23%	1700.7	13%
Total Part I Crime	180	134	-26%	181.3	575	536	-7%	569.3	1669	2039	22%	1812.7	12%

Footnotes:

¹ Homicides, rapes, and aggravated assaults are reported by victim; motor vehicle thefts are reported by vehicle; all other offenses are reported by incident

² Homicide = 'MURDER/NONNEGLIGENT MANSLAUGHTER' & 'NEGLIGENT MANSLAUGHTER' only. **Excluded:** 'AUTO FATALITY, NEGLIGENT' & 'JUSTIFIABLE HOMICIDE'.

³ N/C indicates the percent change is Not Calculable; one cannot divide by zero

Generated on: Monday, November 21, 2022

Data Source: PistoIDSS..vwIBRecords

*Data entry may not be complete for time period