

# WAVES

## Weekly Analysis for VBPD Engagement & Strategies

### Citywide

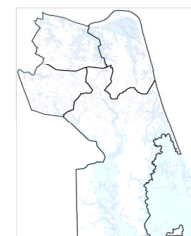
Chief of Police



Paul W. Neudigate



Citywide Sworn Personnel as of 11/16/2021					
Gender	Race				
	White	Black	Hispanic	Other	
Male	580	477	38	32	33
% of Total	84%	82%	7%	6%	6%
Female	112	95	8	3	6
% of Total	16%	85%	7%	3%	5%
Total	692	572	46	35	39
% of Total	100%	83%	7%	5%	6%



### Crime Statistics for Period Ending 11/10/2021<sup>+</sup>

	28 Day				91 Day				YTD				
	10/14/2020 to 11/10/2020	10/14/2021 to 11/10/2021	% Change	3 Year Avg of 28 Days	08/12/2020 to 11/10/2020	08/12/2021 to 11/10/2021	% Change	3 Year Avg of 91 Days	2020 YTD Ending 11/10/2020	2021 YTD Ending 11/10/2021	% Change	3 Year YTD Avg	2021 YTD Compared to 3 Year YTD Avg
<b>Violent Crime</b>													
Homicide <sup>2</sup>	1	3	200%	0.7	4	4	0%	3.3	16	13	-19%	17.7	-26%
Rape	5	1	-80%	7.7	22	18	-18%	24.0	78	62	-21%	83.7	-26%
Robbery	17	19	12%	14.0	43	42	-2%	46.0	125	139	11%	150.3	-8%
Aggravated Assault	28	20	-29%	23.7	90	75	-17%	75.7	278	282	1%	270.3	4%
<b>Total Violent Crime</b>	<b>51</b>	<b>43</b>	<b>-16%</b>	<b>46.0</b>	<b>159</b>	<b>139</b>	<b>-13%</b>	<b>149.0</b>	<b>497</b>	<b>496</b>	<b>0%</b>	<b>522.0</b>	<b>-5%</b>
<b>Property Crime</b>													
Commercial Burglary	9	8	-11%	10.0	28	27	-4%	39.0	198	89	-55%	142.3	-37%
Residential Burglary	31	25	-19%	38.0	91	78	-14%	116.3	259	242	-7%	330.0	-27%
Motor Vehicle Theft	80	69	-14%	65.3	208	214	3%	187.3	592	695	17%	562.7	24%
Larceny from Motor Vehicle	233	219	-6%	225.3	716	734	3%	730.0	2050	2368	16%	2304.7	3%
All Other, Larceny	243	276	14%	289.3	842	948	13%	977.0	3083	2836	-8%	3456.7	-18%
<b>Total Property Crime</b>	<b>596</b>	<b>597</b>	<b>0%</b>	<b>628.0</b>	<b>1885</b>	<b>2001</b>	<b>6%</b>	<b>2049.7</b>	<b>6182</b>	<b>6230</b>	<b>1%</b>	<b>6796.3</b>	<b>-8%</b>
<b>Total Part I Crime</b>	<b>647</b>	<b>640</b>	<b>-1%</b>	<b>674.0</b>	<b>2044</b>	<b>2140</b>	<b>5%</b>	<b>2198.7</b>	<b>6679</b>	<b>6726</b>	<b>1%</b>	<b>7318.3</b>	<b>-8%</b>

**Footnotes:**

<sup>1</sup> Homicides, rapes, and aggravated assaults are reported by victim; motor vehicle thefts are reported by vehicle; all other offenses are reported by incident

<sup>2</sup> Homicide = 'MURDER/NONNEGLIGENT MANSLAUGHTER' & 'NEGLIGENT MANSLAUGHTER' only. **Excluded:** 'AUTO FATALITY, NEGLIGENT' & 'JUSTIFIABLE HOMICIDE'.

<sup>3</sup> N/C indicates the percent change is Not Calculable; one cannot divide by zero

Generated on: Tuesday, November 16, 2021

Data Source: PistolDSS..vwIBRrecords

\*Data entry may not be complete for time period

# WAVES

## Weekly Analysis for VBPD Engagement & Strategies 1st Precinct

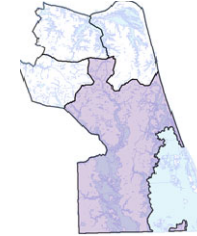
Chief of Police



Paul W. Neudigate



1st Precinct Sworn Personnel as of 11/16/2021					
Gender	Race				
	White	Black	Hispanic	Other	
Male	79	62	6	7	4
% of Total	82%	78%	8%	9%	5%
Female	17	15	1	0	1
% of Total	18%	88%	6%	0%	6%
Total	96	77	7	7	5
% of Total	100%	80%	7%	7%	5%



Captain



Marcie R. Fox

### Crime Statistics for Period Ending 11/10/2021<sup>+</sup>

	28 Day				91 Day				YTD				
	10/14/2020 to 11/10/2020	10/14/2021 to 11/10/2021	% Change	3 Year Avg of 28 Days	08/12/2020 to 11/10/2020	08/12/2021 to 11/10/2021	% Change	3 Year Avg of 91 Days	2020 YTD Ending 11/10/2020	2021 YTD Ending 11/10/2021	% Change	3 Year YTD Avg	2021 YTD Compared to 3 Year YTD Avg
<b>Violent Crime</b>													
Homicide <sup>2</sup>	0	0	0%	0.0	1	0	-100%	0.3	2	2	0%	6.3	-68%
Rape	1	0	-100%	1.7	3	5	67%	4.0	16	13	-19%	18.3	-29%
Robbery	1	2	100%	2.3	5	4	-20%	6.3	16	20	25%	24.0	-17%
Aggravated Assault	6	2	-67%	4.3	18	11	-39%	14.0	50	41	-18%	52.7	-22%
<b>Total Violent Crime</b>	<b>8</b>	<b>4</b>	<b>-50%</b>	<b>8.3</b>	<b>27</b>	<b>20</b>	<b>-26%</b>	<b>24.7</b>	<b>84</b>	<b>76</b>	<b>-10%</b>	<b>101.3</b>	<b>-25%</b>
<b>Property Crime</b>													
Commercial Burglary	3	0	-100%	4.7	6	2	-67%	8.7	24	17	-29%	30.0	-43%
Residential Burglary	5	8	60%	6.3	18	19	6%	21.3	51	40	-22%	67.7	-41%
Motor Vehicle Theft	13	18	38%	11.7	27	47	74%	30.3	80	106	33%	93.7	13%
Larceny from Motor Vehicle	54	29	-46%	50.0	122	108	-11%	131.0	334	378	13%	383.7	-1%
All Other, Larceny	59	55	-7%	65.3	170	155	-9%	201.7	548	516	-6%	692.3	-25%
<b>Total Property Crime</b>	<b>134</b>	<b>110</b>	<b>-18%</b>	<b>138.0</b>	<b>343</b>	<b>331</b>	<b>-3%</b>	<b>393.0</b>	<b>1037</b>	<b>1057</b>	<b>2%</b>	<b>1267.3</b>	<b>-17%</b>
<b>Total Part I Crime</b>	<b>142</b>	<b>114</b>	<b>-20%</b>	<b>146.3</b>	<b>370</b>	<b>351</b>	<b>-5%</b>	<b>417.7</b>	<b>1121</b>	<b>1133</b>	<b>1%</b>	<b>1368.7</b>	<b>-17%</b>

**Footnotes:**

<sup>1</sup> Homicides, rapes, and aggravated assaults are reported by victim; motor vehicle thefts are reported by vehicle; all other offenses are reported by incident

<sup>2</sup> Homicide = 'MURDER/NONNEGLIGENT MANSLAUGHTER' & 'NEGLIGENT MANSLAUGHTER' only. **Excluded:** 'AUTO FATALITY, NEGLIGENT' & 'JUSTIFIABLE HOMICIDE'.

<sup>3</sup> N/C indicates the percent change is Not Calculable; one cannot divide by zero

Generated on: Tuesday, November 16, 2021

Data Source: PistolDSS..vwIBRecords

\*Data entry may not be complete for time period

# WAVES

## Weekly Analysis for VBPD Engagement & Strategies

### 2nd Precinct

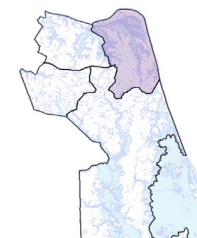
Chief of Police



Paul W. Neudigate



2nd Precinct Sworn Personnel as of 11/16/2021					
Gender	Race				
	White	Black	Hispanic	Other	
Male	95	85	3	5	2
% of Total	85%	89%	3%	5%	2%
Female	17	12	2	1	2
% of Total	15%	71%	12%	6%	12%
Total	112	97	5	6	4
% of Total	100%	87%	4%	5%	4%



Captain



Harry I. McBrien

### Crime Statistics for Period Ending 11/10/2021<sup>+</sup>

	28 Day				91 Day				YTD				
	10/14/2020 to 11/10/2020	10/14/2021 to 11/10/2021	% Change	3 Year Avg of 28 Days	08/12/2020 to 11/10/2020	08/12/2021 to 11/10/2021	% Change	3 Year Avg of 91 Days	2020 YTD Ending 11/10/2020	2021 YTD Ending 11/10/2021	% Change	3 Year YTD Avg	2021 YTD Compared to 3 Year YTD Avg
<b>Violent Crime</b>													
Homicide <sup>2</sup>	0	1	N/C	0.3	0	1	N/C	0.7	2	3	50%	3.0	0%
Rape	1	0	-100%	2.3	2	4	100%	5.7	18	17	-6%	22.7	-25%
Robbery	5	2	-60%	4.3	13	10	-23%	12.3	28	38	36%	35.3	8%
Aggravated Assault	4	3	-25%	5.0	29	16	-45%	22.7	99	65	-34%	89.3	-27%
<b>Total Violent Crime</b>	<b>10</b>	<b>6</b>	<b>-40%</b>	<b>12.0</b>	<b>44</b>	<b>31</b>	<b>-30%</b>	<b>41.3</b>	<b>147</b>	<b>123</b>	<b>-16%</b>	<b>150.3</b>	<b>-18%</b>
<b>Property Crime</b>													
Commercial Burglary	2	3	50%	2.0	5	12	140%	10.7	40	36	-10%	30.3	19%
Residential Burglary	5	7	40%	6.7	25	21	-16%	26.0	63	83	32%	75.7	10%
Motor Vehicle Theft	22	13	-41%	15.0	48	48	0%	38.3	120	152	27%	111.0	37%
Larceny from Motor Vehicle	61	38	-38%	49.0	190	159	-16%	157.3	509	522	3%	472.0	11%
All Other, Larceny	61	61	0%	72.0	268	271	1%	282.0	938	858	-9%	1004.7	-15%
<b>Total Property Crime</b>	<b>151</b>	<b>122</b>	<b>-19%</b>	<b>144.7</b>	<b>536</b>	<b>511</b>	<b>-5%</b>	<b>514.3</b>	<b>1670</b>	<b>1651</b>	<b>-1%</b>	<b>1693.7</b>	<b>-3%</b>
<b>Total Part I Crime</b>	<b>161</b>	<b>128</b>	<b>-20%</b>	<b>156.7</b>	<b>580</b>	<b>542</b>	<b>-7%</b>	<b>555.7</b>	<b>1817</b>	<b>1774</b>	<b>-2%</b>	<b>1844.0</b>	<b>-4%</b>

**Footnotes:**

<sup>1</sup> Homicides, rapes, and aggravated assaults are reported by victim; motor vehicle thefts are reported by vehicle; all other offenses are reported by incident

<sup>2</sup> Homicide = 'MURDER/NONNEGLIGENT MANSLAUGHTER' & 'NEGLIGENT MANSLAUGHTER' only. **Excluded:** 'AUTO FATALITY, NEGLIGENT' & 'JUSTIFIABLE HOMICIDE'.

<sup>3</sup> N/C indicates the percent change is Not Calculable; one cannot divide by zero

Generated on: Tuesday, November 16, 2021

Data Source: PistolDSS..vwIBRrecords

\*Data entry may not be complete for time period

# WAVES

## Weekly Analysis for VBPD Engagement & Strategies

### 3rd Precinct

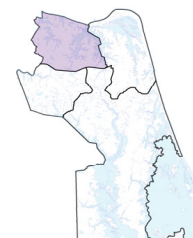
Chief of Police



Paul W. Neudigate



3rd Precinct Sworn Personnel as of 11/16/2021					
Gender		Race			
		White	Black	Hispanic	Other
Male	85	61	9	9	6
% of Total	87%	72%	11%	11%	7%
Female	13	13	0	0	0
% of Total	13%	100%	0%	0%	0%
Total	98	74	9	9	6
% of Total	100%	76%	9%	9%	6%



Captain



Jeffery E. Wilkerson

### Crime Statistics for Period Ending 11/10/2021<sup>+</sup>

	28 Day				91 Day				YTD				
	10/14/2020 to 11/10/2020	10/14/2021 to 11/10/2021	% Change	3 Year Avg of 28 Days	08/12/2020 to 11/10/2020	08/12/2021 to 11/10/2021	% Change	3 Year Avg of 91 Days	2020 YTD Ending 11/10/2020	2021 YTD Ending 11/10/2021	% Change	3 Year YTD Avg	2021 YTD Compared to 3 Year YTD Avg
<b>Violent Crime</b>													
Homicide <sup>2</sup>	1	2	100%	0.3	2	3	50%	1.7	8	5	-38%	5.7	-12%
Rape	3	1	-67%	1.7	10	6	-40%	6.7	23	15	-35%	19.7	-24%
Robbery	4	11	175%	3.0	12	21	75%	13.0	48	54	13%	52.0	4%
Aggravated Assault	6	5	-17%	7.7	23	29	26%	22.0	72	121	68%	75.0	61%
<b>Total Violent Crime</b>	<b>14</b>	<b>19</b>	<b>36%</b>	<b>12.7</b>	<b>47</b>	<b>59</b>	<b>26%</b>	<b>43.3</b>	<b>151</b>	<b>195</b>	<b>29%</b>	<b>152.3</b>	<b>28%</b>
<b>Property Crime</b>													
Commercial Burglary	0	1	N/C	0.7	2	6	200%	9.3	90	19	-79%	53.7	-65%
Residential Burglary	13	8	-38%	11.7	23	19	-17%	33.3	83	68	-18%	94.0	-28%
Motor Vehicle Theft	30	12	-60%	22.7	77	51	-34%	65.0	241	271	12%	201.3	35%
Larceny from Motor Vehicle	62	75	21%	60.3	210	242	15%	205.3	643	768	19%	677.7	13%
All Other, Larceny	78	94	21%	89.3	237	314	32%	278.7	967	880	-9%	1007.3	-13%
<b>Total Property Crime</b>	<b>183</b>	<b>190</b>	<b>4%</b>	<b>184.7</b>	<b>549</b>	<b>632</b>	<b>15%</b>	<b>591.7</b>	<b>2024</b>	<b>2006</b>	<b>-1%</b>	<b>2034.0</b>	<b>-1%</b>
<b>Total Part I Crime</b>	<b>197</b>	<b>209</b>	<b>6%</b>	<b>197.3</b>	<b>596</b>	<b>691</b>	<b>16%</b>	<b>635.0</b>	<b>2175</b>	<b>2201</b>	<b>1%</b>	<b>2186.3</b>	<b>1%</b>

**Footnotes:**

<sup>1</sup> Homicides, rapes, and aggravated assaults are reported by victim; motor vehicle thefts are reported by vehicle; all other offenses are reported by incident

<sup>2</sup> Homicide = 'MURDER/NONNEGLIGENT MANSLAUGHTER' & 'NEGLIGENT MANSLAUGHTER' only. **Excluded:** 'AUTO FATALITY, NEGLIGENT' & 'JUSTIFIABLE HOMICIDE'.

<sup>3</sup> N/C indicates the percent change is Not Calculable; one cannot divide by zero

Generated on: Tuesday, November 16, 2021

Data Source: PistolDSS..vwIBRecords

\*Data entry may not be complete for time period

# WAVES

## Weekly Analysis for VBPD Engagement & Strategies

### 4th Precinct

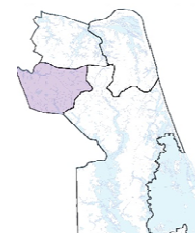
Chief of Police



Paul W. Neudigate



4th Precinct Sworn Personnel as of 11/16/2021					
Gender	Race				
	White	Black	Hispanic	Other	
Male	90	69	7	4	10
% of Total	87%	77%	8%	4%	11%
Female	14	10	1	2	1
% of Total	13%	71%	7%	14%	7%
Total	104	79	8	6	11
% of Total	100%	76%	8%	6%	11%



Captain



Scott E. Wichtendahl

### Crime Statistics for Period Ending 11/10/2021<sup>+</sup>

	28 Day				91 Day				YTD				
	10/14/2020 to 11/10/2020	10/14/2021 to 11/10/2021	% Change	3 Year Avg of 28 Days	08/12/2020 to 11/10/2020	08/12/2021 to 11/10/2021	% Change	3 Year Avg of 91 Days	2020 YTD Ending 11/10/2020	2021 YTD Ending 11/10/2021	% Change	3 Year YTD Avg	2021 YTD Compared to 3 Year YTD Avg
<b>Violent Crime</b>													
Homicide <sup>2</sup>	0	0	0%	0.0	1	0	-100%	0.7	4	3	-25%	2.7	13%
Rape	0	0	0%	2.0	7	3	-57%	7.7	21	17	-19%	23.0	-26%
Robbery	7	4	-43%	4.3	13	7	-46%	14.3	33	27	-18%	39.0	-31%
Aggravated Assault	12	10	-17%	6.7	20	19	-5%	17.0	57	55	-4%	53.3	3%
<b>Total Violent Crime</b>	<b>19</b>	<b>14</b>	<b>-26%</b>	<b>13.0</b>	<b>41</b>	<b>29</b>	<b>-29%</b>	<b>39.7</b>	<b>115</b>	<b>102</b>	<b>-11%</b>	<b>118.0</b>	<b>-14%</b>
<b>Property Crime</b>													
Commercial Burglary	4	4	0%	2.7	15	7	-53%	10.3	44	17	-61%	28.3	-40%
Residential Burglary	8	2	-75%	13.3	25	19	-24%	35.7	62	51	-18%	92.7	-45%
Motor Vehicle Theft	15	26	73%	16.0	56	68	21%	53.7	151	166	10%	156.7	6%
Larceny from Motor Vehicle	56	77	38%	66.0	194	225	16%	236.3	564	700	24%	771.3	-9%
All Other, Larceny	45	66	47%	62.7	167	208	25%	214.7	630	582	-8%	752.3	-23%
<b>Total Property Crime</b>	<b>128</b>	<b>175</b>	<b>37%</b>	<b>160.7</b>	<b>457</b>	<b>527</b>	<b>15%</b>	<b>550.7</b>	<b>1451</b>	<b>1516</b>	<b>4%</b>	<b>1801.3</b>	<b>-16%</b>
<b>Total Part I Crime</b>	<b>147</b>	<b>189</b>	<b>29%</b>	<b>173.7</b>	<b>498</b>	<b>556</b>	<b>12%</b>	<b>590.3</b>	<b>1566</b>	<b>1618</b>	<b>3%</b>	<b>1919.3</b>	<b>-16%</b>

**Footnotes:**

<sup>1</sup> Homicides, rapes, and aggravated assaults are reported by victim; motor vehicle thefts are reported by vehicle; all other offenses are reported by incident

<sup>2</sup> Homicide = 'MURDER/NONNEGLIGENT MANSLAUGHTER' & 'NEGLIGENT MANSLAUGHTER' only. **Excluded:** 'AUTO FATALITY, NEGLIGENT' & 'JUSTIFIABLE HOMICIDE'

<sup>3</sup> N/C indicates the percent change is Not Calculable; one cannot divide by zero

Generated on: Tuesday, November 16, 2021

Data Source: PistolDSS..vwIBRecords

\*Data entry may not be complete for time period