

# WAVES

## Weekly Analysis for VBPD Engagement & Strategies Citywide

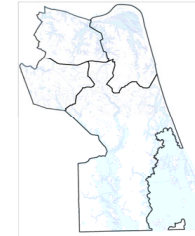
Chief of Police



Paul W. Neudigate



Citywide Sworn Personnel as of 11/14/2022				
Gender	Race			
	White	Black	Other	
Male	590	504	41	45
% of Total	83%	85%	7%	8%
Female	120	101	10	9
% of Total	17%	84%	8%	8%
Total	710	605	51	54
% of Total	100%	85%	7%	8%



### Crime Statistics for Period Ending 11/09/2022<sup>+</sup>

	28 Day				91 Day				YTD				
	10/13/2021 to 11/09/2021	10/13/2022 to 11/09/2022	% Change	3 Year Avg of 28 Days	08/11/2021 to 11/09/2021	08/11/2022 to 11/09/2022	% Change	3 Year Avg of 91 Days	2021 YTD Ending 11/09/2021	2022 YTD Ending 11/09/2022	% Change	3 Year YTD Avg	2022 YTD Compared to 3 Year YTD Avg
<b>Violent Crime</b>													
Homicide <sup>2</sup>	4	2	-50%	2.0	5	4	-20%	4.7	14	19	36%	18.7	2%
Rape	2	2	0%	4.0	24	14	-42%	21.3	73	64	-12%	75.0	-15%
Robbery	17	13	-24%	16.3	40	55	38%	43.0	137	164	20%	143.7	14%
Aggravated Assault	15	10	-33%	25.0	73	47	-36%	78.0	279	188	-33%	268.0	-30%
<b>Total Violent Crime</b>	<b>38</b>	<b>27</b>	<b>-29%</b>	<b>47.3</b>	<b>142</b>	<b>120</b>	<b>-15%</b>	<b>147.0</b>	<b>503</b>	<b>435</b>	<b>-14%</b>	<b>505.3</b>	<b>-14%</b>
<b>Property Crime</b>													
Commercial Burglary	9	12	33%	8.7	32	42	31%	34.3	92	132	43%	136.3	-3%
Residential Burglary	29	21	-28%	35.0	83	68	-18%	98.0	245	210	-14%	279.7	-25%
Motor Vehicle Theft	71	57	-20%	67.3	213	226	6%	192.7	691	875	27%	604.0	45%
Larceny from Motor Vehicle	235	140	-40%	215.3	751	646	-14%	725.0	2389	2779	16%	2296.7	21%
All Other, Larceny	298	195	-35%	278.7	974	926	-5%	948.3	2863	3260	14%	3200.3	2%
<b>Total Property Crime</b>	<b>642</b>	<b>425</b>	<b>-34%</b>	<b>605.0</b>	<b>2053</b>	<b>1908</b>	<b>-7%</b>	<b>1998.3</b>	<b>6280</b>	<b>7256</b>	<b>16%</b>	<b>6517.0</b>	<b>11%</b>
<b>Total Part I Crime</b>	<b>680</b>	<b>452</b>	<b>-34%</b>	<b>652.3</b>	<b>2195</b>	<b>2028</b>	<b>-8%</b>	<b>2145.3</b>	<b>6783</b>	<b>7691</b>	<b>13%</b>	<b>7022.3</b>	<b>10%</b>

**Footnotes:**

<sup>1</sup> Homicides, rapes, and aggravated assaults are reported by victim; motor vehicle thefts are reported by vehicle; all other offenses are reported by incident

<sup>2</sup> Homicide = 'MURDER/NONNEGLIGENT MANSLAUGHTER' & 'NEGLIGENT MANSLAUGHTER' only. **Excluded:** 'AUTO FATALITY, NEGLIGENT' & 'JUSTIFIABLE HOMICIDE'.

<sup>3</sup> N/C indicates the percent change is Not Calculable; one cannot divide by zero

Generated on: Monday, November 14, 2022

Data Source: PistolDSS..vwIBRecords

\*Data entry may not be complete for time period

# WAVES

## Weekly Analysis for VBPD Engagement & Strategies

### 1st Precinct

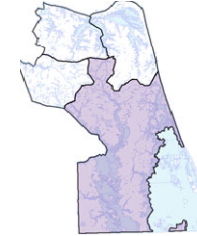
Chief of Police



Paul W. Neudigate



1st Precinct Sworn Personnel as of 11/14/2022				
Gender	Race			
	White	Black	Other	
Male	80	64	7	9
% of Total	82%	80%	9%	11%
Female	17	16	1	0
% of Total	18%	94%	6%	0%
Total	97	80	8	9
% of Total	100%	82%	8%	9%



Captain



Marcie R. Fox

### Crime Statistics for Period Ending 11/09/2022<sup>+</sup>

	28 Day				91 Day				YTD				
	10/13/2021 to 11/09/2021	10/13/2022 to 11/09/2022	% Change	3 Year Avg of 28 Days	08/11/2021 to 11/09/2021	08/11/2022 to 11/09/2022	% Change	3 Year Avg of 91 Days	2021 YTD Ending 11/09/2021	2022 YTD Ending 11/09/2022	% Change	3 Year YTD Avg	2022 YTD Compared to 3 Year YTD Avg
<b>Violent Crime</b>													
Homicide <sup>2</sup>	0	0	0%	0.0	0	0	0%	0.3	2	1	-50%	6.3	-84%
Rape	1	1	0%	1.7	9	3	-67%	5.3	19	14	-26%	16.7	-16%
Robbery	2	3	50%	2.3	4	7	75%	5.3	20	21	5%	20.3	3%
Aggravated Assault	1	4	300%	3.3	10	7	-30%	13.0	40	34	-15%	48.7	-30%
<b>Total Violent Crime</b>	<b>4</b>	<b>8</b>	<b>100%</b>	<b>7.3</b>	<b>23</b>	<b>17</b>	<b>-26%</b>	<b>24.0</b>	<b>81</b>	<b>70</b>	<b>-14%</b>	<b>92.0</b>	<b>-24%</b>
<b>Property Crime</b>													
Commercial Burglary	0	0	0%	2.0	2	3	50%	5.7	17	23	35%	24.7	-7%
Residential Burglary	8	6	-25%	5.7	19	14	-26%	19.3	40	39	-3%	52.7	-26%
Motor Vehicle Theft	18	8	-56%	11.7	46	26	-43%	32.3	106	104	-2%	95.0	9%
Larceny from Motor Vehicle	29	20	-31%	39.0	109	93	-15%	120.0	381	502	32%	387.3	30%
All Other, Larceny	60	46	-23%	57.0	157	177	13%	175.0	521	645	24%	597.3	8%
<b>Total Property Crime</b>	<b>115</b>	<b>80</b>	<b>-30%</b>	<b>115.3</b>	<b>333</b>	<b>313</b>	<b>-6%</b>	<b>352.3</b>	<b>1065</b>	<b>1313</b>	<b>23%</b>	<b>1157.0</b>	<b>13%</b>
<b>Total Part I Crime</b>	<b>119</b>	<b>88</b>	<b>-26%</b>	<b>122.7</b>	<b>356</b>	<b>330</b>	<b>-7%</b>	<b>376.3</b>	<b>1146</b>	<b>1383</b>	<b>21%</b>	<b>1249.0</b>	<b>11%</b>

**Footnotes:**

<sup>1</sup> Homicides, rapes, and aggravated assaults are reported by victim; motor vehicle thefts are reported by vehicle; all other offenses are reported by incident

<sup>2</sup> Homicide = 'MURDER/NONNEGLIGENT MANSLAUGHTER' & 'NEGLIGENT MANSLAUGHTER' only. **Excluded:** 'AUTO FATALITY, NEGLIGENT' & 'JUSTIFIABLE HOMICIDE'.

<sup>3</sup> N/C indicates the percent change is Not Calculable; one cannot divide by zero

Generated on: Monday, November 14, 2022

Data Source: PistolDSS..vwIBRecords

\*Data entry may not be complete for time period

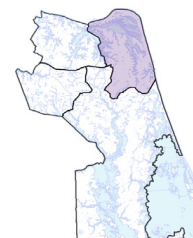
# WAVES

## Weekly Analysis for VBPD Engagement & Strategies

### 2nd Precinct



2nd Precinct Sworn Personnel as of 11/14/2022				
Gender		Race		
		White	Black	Other
Male	105	92	7	6
% of Total	86%	88%	7%	6%
Female	17	13	1	3
% of Total	14%	76%	6%	18%
Total	122	105	8	9
% of Total	100%	86%	7%	7%



### Crime Statistics for Period Ending 11/09/2022<sup>+</sup>

	28 Day				91 Day				YTD				
	10/13/2021 to 11/09/2021	10/13/2022 to 11/09/2022	% Change	3 Year Avg of 28 Days	08/11/2021 to 11/09/2021	08/11/2022 to 11/09/2022	% Change	3 Year Avg of 91 Days	2021 YTD Ending 11/09/2021	2022 YTD Ending 11/09/2022	% Change	3 Year YTD Avg	2022 YTD Compared to 3 Year YTD Avg
<b>Violent Crime</b>													
Homicide <sup>2</sup>	2	1	-50%	1.0	2	2	0%	1.3	4	6	50%	3.7	64%
Rape	0	1	N/C	0.7	5	6	20%	4.7	19	19	0%	18.7	2%
Robbery	2	4	100%	3.0	10	13	30%	10.7	37	42	14%	34.3	22%
Aggravated Assault	4	2	-50%	6.0	19	14	-26%	22.7	68	47	-31%	77.0	-39%
<b>Total Violent Crime</b>	<b>8</b>	<b>8</b>	<b>0%</b>	<b>10.7</b>	<b>36</b>	<b>35</b>	<b>-3%</b>	<b>39.3</b>	<b>128</b>	<b>114</b>	<b>-11%</b>	<b>133.7</b>	<b>-15%</b>
<b>Property Crime</b>													
Commercial Burglary	3	3	0%	2.3	13	13	0%	13.7	36	26	-28%	38.3	-32%
Residential Burglary	8	0	-100%	6.7	22	11	-50%	24.3	82	41	-50%	71.0	-42%
Motor Vehicle Theft	13	10	-23%	15.3	48	42	-13%	39.3	148	176	19%	117.7	50%
Larceny from Motor Vehicle	41	20	-51%	48.0	162	100	-38%	160.0	525	489	-7%	487.0	0%
All Other, Larceny	68	33	-51%	71.7	282	242	-14%	278.3	869	849	-2%	956.7	-11%
<b>Total Property Crime</b>	<b>133</b>	<b>66</b>	<b>-50%</b>	<b>144.0</b>	<b>527</b>	<b>408</b>	<b>-23%</b>	<b>515.7</b>	<b>1660</b>	<b>1581</b>	<b>-5%</b>	<b>1670.7</b>	<b>-5%</b>
<b>Total Part I Crime</b>	<b>141</b>	<b>74</b>	<b>-48%</b>	<b>154.7</b>	<b>563</b>	<b>443</b>	<b>-21%</b>	<b>555.0</b>	<b>1788</b>	<b>1695</b>	<b>-5%</b>	<b>1804.3</b>	<b>-6%</b>

**Footnotes:**

<sup>1</sup> Homicides, rapes, and aggravated assaults are reported by victim; motor vehicle thefts are reported by vehicle; all other offenses are reported by incident

<sup>2</sup> Homicide = 'MURDER/NONNEGLIGENT MANSLAUGHTER' & 'NEGLIGENT MANSLAUGHTER' only. **Excluded:** 'AUTO FATALITY, NEGLIGENT' & 'JUSTIFIABLE HOMICIDE'.

<sup>3</sup> N/C indicates the percent change is Not Calculable; one cannot divide by zero

Generated on: Monday, November 14, 2022

Data Source: PistolDSS..vwIBRecords

\*Data entry may not be complete for time period

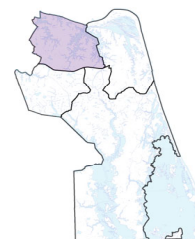
# WAVES

## Weekly Analysis for VBPD Engagement & Strategies

### 3rd Precinct



3rd Precinct Sworn Personnel as of 11/14/2022				
Gender	Race			
	White	Black	Other	
Male	89	71	12	6
% of Total	86%	80%	13%	7%
Female	15	13	1	1
% of Total	14%	87%	7%	7%
Total	104	84	13	7
% of Total	100%	81%	13%	7%



### Crime Statistics for Period Ending 11/09/2022<sup>+</sup>

	28 Day				91 Day				YTD				
	10/13/2021 to 11/09/2021	10/13/2022 to 11/09/2022	% Change	3 Year Avg of 28 Days	08/11/2021 to 11/09/2021	08/11/2022 to 11/09/2022	% Change	3 Year Avg of 91 Days	2021 YTD Ending 11/09/2021	2022 YTD Ending 11/09/2022	% Change	3 Year YTD Avg	2022 YTD Compared to 3 Year YTD Avg
<b>Violent Crime</b>													
Homicide <sup>2</sup>	2	0	-100%	1.0	3	0	-100%	2.7	5	5	0%	6.0	-17%
Rape	1	0	-100%	1.3	7	3	-57%	6.0	19	19	0%	19.0	0%
Robbery	9	0	-100%	5.7	19	20	5%	15.7	53	55	4%	55.3	-1%
Aggravated Assault	3	3	0%	8.0	28	16	-43%	25.0	119	64	-46%	89.3	-28%
<b>Total Violent Crime</b>	<b>15</b>	<b>3</b>	<b>-80%</b>	<b>16.0</b>	<b>57</b>	<b>39</b>	<b>-32%</b>	<b>49.3</b>	<b>196</b>	<b>143</b>	<b>-27%</b>	<b>169.7</b>	<b>-16%</b>
<b>Property Crime</b>													
Commercial Burglary	0	6	N/C	0.3	6	20	233%	3.7	18	50	178%	46.3	8%
Residential Burglary	10	6	-40%	11.7	22	20	-9%	25.7	71	61	-14%	83.0	-27%
Motor Vehicle Theft	13	22	69%	21.0	51	102	100%	62.7	272	350	29%	236.3	48%
Larceny from Motor Vehicle	85	63	-26%	65.0	251	241	-4%	219.7	778	976	25%	698.7	40%
All Other, Larceny	100	63	-37%	85.3	319	288	-10%	287.7	885	1037	17%	971.0	7%
<b>Total Property Crime</b>	<b>208</b>	<b>160</b>	<b>-23%</b>	<b>183.3</b>	<b>649</b>	<b>671</b>	<b>3%</b>	<b>599.3</b>	<b>2024</b>	<b>2474</b>	<b>22%</b>	<b>2035.3</b>	<b>22%</b>
<b>Total Part I Crime</b>	<b>223</b>	<b>163</b>	<b>-27%</b>	<b>199.3</b>	<b>706</b>	<b>710</b>	<b>1%</b>	<b>648.7</b>	<b>2220</b>	<b>2617</b>	<b>18%</b>	<b>2205.0</b>	<b>19%</b>

**Footnotes:**

<sup>1</sup> Homicides, rapes, and aggravated assaults are reported by victim; motor vehicle thefts are reported by vehicle; all other offenses are reported by incident

<sup>2</sup> Homicide = 'MURDER/NONNEGLIGENT MANSLAUGHTER' & 'NEGLIGENT MANSLAUGHTER' only. **Excluded:** 'AUTO FATALITY, NEGLIGENT' & 'JUSTIFIABLE HOMICIDE'.

<sup>3</sup> N/C indicates the percent change is Not Calculable; one cannot divide by zero

Generated on: Monday, November 14, 2022

Data Source: PistolDSS..vwIBRecords

\*Data entry may not be complete for time period

# WAVES

## Weekly Analysis for VBPD Engagement & Strategies

### 4th Precinct

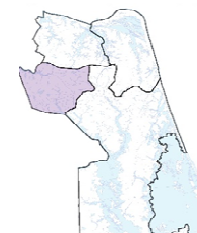
Chief of Police



Paul W. Neudigate



4th Precinct Sworn Personnel as of 11/14/2022				
Gender	Race			
	White	Black	Other	
Male	84	64	6	14
% of Total	81%	76%	7%	17%
Female	20	14	4	2
% of Total	19%	70%	20%	10%
Total	104	78	10	16
% of Total	100%	75%	10%	15%



Captain



Scott E. Wichtendahl

### Crime Statistics for Period Ending 11/09/2022<sup>+</sup>

	28 Day				91 Day				YTD				
	10/13/2021 to 11/09/2021	10/13/2022 to 11/09/2022	% Change	3 Year Avg of 28 Days	08/11/2021 to 11/09/2021	08/11/2022 to 11/09/2022	% Change	3 Year Avg of 91 Days	2021 YTD Ending 11/09/2021	2022 YTD Ending 11/09/2022	% Change	3 Year YTD Avg	2022 YTD Compared to 3 Year YTD Avg
<b>Violent Crime</b>													
Homicide <sup>2</sup>	0	1	N/C	0.0	0	2	N/C	0.3	3	7	133%	2.7	163%
Rape	0	0	0%	0.3	3	2	-33%	5.3	16	12	-25%	20.7	-42%
Robbery	4	6	50%	5.3	7	15	114%	11.3	27	46	70%	33.7	37%
Aggravated Assault	7	1	-86%	7.7	16	10	-38%	17.3	52	43	-17%	53.0	-19%
<b>Total Violent Crime</b>	<b>11</b>	<b>8</b>	<b>-27%</b>	<b>13.3</b>	<b>26</b>	<b>29</b>	<b>12%</b>	<b>34.3</b>	<b>98</b>	<b>108</b>	<b>10%</b>	<b>110.0</b>	<b>-2%</b>
<b>Property Crime</b>													
Commercial Burglary	6	3	-50%	4.0	11	6	-45%	11.3	21	33	57%	27.0	22%
Residential Burglary	3	9	200%	11.0	20	23	15%	28.7	52	69	33%	73.0	-5%
Motor Vehicle Theft	27	17	-37%	19.3	68	56	-18%	58.3	165	245	48%	155.0	58%
Larceny from Motor Vehicle	80	37	-54%	63.3	229	212	-7%	225.3	705	812	15%	723.7	12%
All Other, Larceny	70	53	-24%	64.7	216	219	1%	207.3	588	729	24%	675.3	8%
<b>Total Property Crime</b>	<b>186</b>	<b>119</b>	<b>-36%</b>	<b>162.3</b>	<b>544</b>	<b>516</b>	<b>-5%</b>	<b>531.0</b>	<b>1531</b>	<b>1888</b>	<b>23%</b>	<b>1654.0</b>	<b>14%</b>
<b>Total Part I Crime</b>	<b>197</b>	<b>127</b>	<b>-36%</b>	<b>175.7</b>	<b>570</b>	<b>545</b>	<b>-4%</b>	<b>565.3</b>	<b>1629</b>	<b>1996</b>	<b>23%</b>	<b>1764.0</b>	<b>13%</b>

**Footnotes:**

<sup>1</sup> Homicides, rapes, and aggravated assaults are reported by victim; motor vehicle thefts are reported by vehicle; all other offenses are reported by incident

<sup>2</sup> Homicide = 'MURDER/NONNEGLIGENT MANSLAUGHTER' & 'NEGLIGENT MANSLAUGHTER' only. **Excluded:** 'AUTO FATALITY, NEGLIGENT' & 'JUSTIFIABLE HOMICIDE'

<sup>3</sup> N/C indicates the percent change is Not Calculable; one cannot divide by zero

Generated on: Monday, November 14, 2022

Data Source: PistolDSS..vwIBRecords

\*Data entry may not be complete for time period