

# WAVES

Weekly Analysis for VBPD Engagement & Strategies

## Citywide

Chief of Police



Paul W. Neudigate



Citywide Sworn Personnel as of 11/08/2021					
Gender	Race				
	White	Black	Hispanic	Other	
Male	580	477	38	32	33
% of Total	84%	82%	7%	6%	6%
Female	112	95	8	3	6
% of Total	16%	85%	7%	3%	5%
Total	692	572	46	35	39
% of Total	100%	83%	7%	5%	6%



### Crime Statistics for Period Ending 11/03/2021<sup>+</sup>

	28 Day				91 Day				YTD				
	10/07/2020 to 11/03/2020	10/07/2021 to 11/03/2021	% Change	3 Year Avg of 28 Days	08/05/2020 to 11/03/2020	08/05/2021 to 11/03/2021	% Change	3 Year Avg of 91 Days	2020 YTD Ending 11/03/2020	2021 YTD Ending 11/03/2021	% Change	3 Year YTD Avg	2021 YTD Compared to 3 Year YTD Avg
<b>Violent Crime</b>													
Homicide <sup>2</sup>	1	3	200%	0.3	3	4	33%	3.0	15	13	-13%	17.0	-24%
Rape	6	3	-50%	7.7	26	20	-23%	25.7	78	63	-19%	82.3	-23%
Robbery	17	16	-6%	17.3	39	37	-5%	45.0	119	134	13%	147.3	-9%
Aggravated Assault	26	18	-31%	21.0	79	75	-5%	72.3	265	275	4%	261.7	5%
<b>Total Violent Crime</b>	<b>50</b>	<b>40</b>	<b>-20%</b>	<b>46.3</b>	<b>147</b>	<b>136</b>	<b>-7%</b>	<b>146.0</b>	<b>477</b>	<b>485</b>	<b>2%</b>	<b>508.3</b>	<b>-5%</b>
<b>Property Crime</b>													
Commercial Burglary	6	8	33%	10.3	27	28	4%	38.3	194	88	-55%	139.7	-37%
Residential Burglary	30	21	-30%	40.7	89	73	-18%	114.3	251	234	-7%	322.0	-27%
Motor Vehicle Theft	77	70	-9%	68.0	201	226	12%	186.7	573	676	18%	548.0	23%
Larceny from Motor Vehicle	258	213	-17%	242.0	721	732	2%	736.3	2015	2309	15%	2257.7	2%
All Other, Larceny	235	284	21%	291.3	837	957	14%	983.7	3008	2762	-8%	3383.3	-18%
<b>Total Property Crime</b>	<b>606</b>	<b>596</b>	<b>-2%</b>	<b>652.3</b>	<b>1875</b>	<b>2016</b>	<b>8%</b>	<b>2059.3</b>	<b>6041</b>	<b>6069</b>	<b>0%</b>	<b>6650.7</b>	<b>-9%</b>
<b>Total Part I Crime</b>	<b>656</b>	<b>636</b>	<b>-3%</b>	<b>698.7</b>	<b>2022</b>	<b>2152</b>	<b>6%</b>	<b>2205.3</b>	<b>6518</b>	<b>6554</b>	<b>1%</b>	<b>7159.0</b>	<b>-8%</b>

**Footnotes:**

<sup>1</sup> Homicides, rapes, and aggravated assaults are reported by victim; motor vehicle thefts are reported by vehicle; all other offenses are reported by incident

<sup>2</sup> Homicide = 'MURDER/NONNEGLIGENT MANSLAUGHTER' & 'NEGLIGENT MANSLAUGHTER' only. **Excluded:** 'AUTO FATALITY, NEGLIGENT' & 'JUSTIFIABLE HOMICIDE'.

<sup>3</sup> N/C indicates the percent change is Not Calculable; one cannot divide by zero

Generated on: Monday, November 8, 2021

Data Source: PistolDSS..wvBRrecords

\*Data entry may not be complete for time period

# WAVES

## Weekly Analysis for VBPD Engagement & Strategies

### 1st Precinct

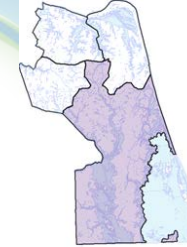
Chief of Police



Paul W. Neudigate



1st Precinct Sworn Personnel as of 11/08/2021					
Gender		Race			
		White	Black	Hispanic	Other
Male	79	62	6	7	4
% of Total	82%	78%	8%	9%	5%
Female	17	15	1	0	1
% of Total	18%	88%	6%	0%	6%
Total	96	77	7	7	5
% of Total	100%	80%	7%	7%	5%



Captain



Marcie R. Fox

### Crime Statistics for Period Ending 11/03/2021\*

	28 Day				91 Day				YTD				
	10/07/2020 to 11/03/2020	10/07/2021 to 11/03/2021	% Change	3 Year Avg of 28 Days	08/05/2020 to 11/03/2020	08/05/2021 to 11/03/2021	% Change	3 Year Avg of 91 Days	2020 YTD Ending 11/03/2020	2021 YTD Ending 11/03/2021	% Change	3 Year YTD Avg	2021 YTD Compared to 3 Year YTD Avg
<b>Violent Crime</b>													
Homicide <sup>2</sup>	1	0	-100%	0.3	1	0	-100%	0.3	2	2	0%	6.3	-68%
Rape	2	1	-50%	2.3	3	6	100%	4.7	16	14	-13%	18.3	-24%
Robbery	3	2	-33%	3.3	5	4	-20%	6.7	16	20	25%	24.0	-17%
Aggravated Assault	5	2	-60%	4.3	14	13	-7%	14.0	46	39	-15%	51.0	-24%
<b>Total Violent Crime</b>	<b>11</b>	<b>5</b>	<b>-55%</b>	<b>10.3</b>	<b>23</b>	<b>23</b>	<b>0%</b>	<b>25.7</b>	<b>80</b>	<b>75</b>	<b>-6%</b>	<b>99.7</b>	<b>-25%</b>
<b>Property Crime</b>													
Commercial Burglary	2	1	-50%	4.0	6	2	-67%	8.0	23	17	-26%	29.0	-41%
Residential Burglary	2	5	150%	5.3	16	16	0%	19.3	47	37	-21%	64.7	-43%
Motor Vehicle Theft	12	18	50%	12.7	24	44	83%	29.7	77	102	32%	90.0	13%
Larceny from Motor Vehicle	57	36	-37%	51.3	122	111	-9%	128.7	330	376	14%	374.3	0%
All Other, Larceny	51	49	-4%	65.7	157	150	-4%	198.3	527	501	-5%	675.3	-26%
<b>Total Property Crime</b>	<b>124</b>	<b>109</b>	<b>-12%</b>	<b>139.0</b>	<b>325</b>	<b>323</b>	<b>-1%</b>	<b>384.0</b>	<b>1004</b>	<b>1033</b>	<b>3%</b>	<b>1233.3</b>	<b>-16%</b>
<b>Total Part I Crime</b>	<b>135</b>	<b>114</b>	<b>-16%</b>	<b>149.3</b>	<b>348</b>	<b>346</b>	<b>-1%</b>	<b>409.7</b>	<b>1084</b>	<b>1108</b>	<b>2%</b>	<b>1333.0</b>	<b>-17%</b>

**Footnotes:**

<sup>1</sup> Homicides, rapes, and aggravated assaults are reported by victim; motor vehicle thefts are reported by vehicle; all other offenses are reported by incident

<sup>2</sup> Homicide = 'MURDER/NONNEGLIGENT MANSLAUGHTER' & 'NEGLIGENT MANSLAUGHTER' only. Excluded: 'AUTO FATALITY, NEGLIGENT' & 'JUSTIFIABLE HOMICIDE'.

<sup>3</sup> N/C indicates the percent change is Not Calculable; one cannot divide by zero

Generated on: Monday, November 8, 2021

Data Source: PistolDSS.vwIBRrecords

\*Data entry may not be complete for time period

# WAVES

## Weekly Analysis for VBPD Engagement & Strategies

### 2nd Precinct

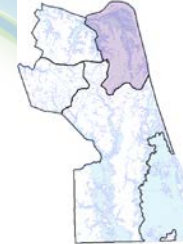
Chief of Police



Paul W. Neudigate



2nd Precinct Sworn Personnel as of 11/08/2021					
Gender	Race				
	White	Black	Hispanic	Other	
Male	95	85	3	5	2
% of Total	85%	89%	3%	5%	2%
Female	17	12	2	1	2
% of Total	15%	71%	12%	6%	12%
Total	112	97	5	6	4
% of Total	100%	87%	4%	5%	4%



Captain



Harry I. McBrien

### Crime Statistics for Period Ending 11/03/2021\*

	28 Day				91 Day				YTD				
	10/07/2020 to 11/03/2020	10/07/2021 to 11/03/2021	% Change	3 Year Avg of 28 Days	08/05/2020 to 11/03/2020	08/05/2021 to 11/03/2021	% Change	3 Year Avg of 91 Days	2020 YTD Ending 11/03/2020	2021 YTD Ending 11/03/2021	% Change	3 Year YTD Avg	2021 YTD Compared to 3 Year YTD Avg
<b>Violent Crime</b>													
Homicide <sup>2</sup>	0	1	N/C	0.0	0	1	N/C	0.7	2	3	50%	2.7	13%
Rape	1	1	0%	2.3	4	4	0%	6.7	18	17	-6%	22.7	-25%
Robbery	5	3	-40%	5.3	12	10	-17%	12.7	27	38	41%	35.0	9%
Aggravated Assault	6	2	-67%	4.7	30	16	-47%	23.3	98	64	-35%	87.7	-27%
<b>Total Violent Crime</b>	<b>12</b>	<b>7</b>	<b>-42%</b>	<b>12.3</b>	<b>46</b>	<b>31</b>	<b>-33%</b>	<b>43.3</b>	<b>145</b>	<b>122</b>	<b>-16%</b>	<b>148.0</b>	<b>-18%</b>
<b>Property Crime</b>													
Commercial Burglary	1	3	200%	3.3	5	13	160%	10.7	39	36	-8%	29.7	21%
Residential Burglary	7	5	-29%	9.7	25	19	-24%	27.0	62	80	29%	75.0	7%
Motor Vehicle Theft	20	12	-40%	14.0	44	47	7%	36.0	116	148	28%	108.0	37%
Larceny from Motor Vehicle	66	44	-33%	50.0	198	157	-21%	157.7	503	511	2%	460.0	11%
All Other, Larceny	68	64	-6%	76.7	281	282	0%	295.7	920	844	-8%	989.0	-15%
<b>Total Property Crime</b>	<b>162</b>	<b>128</b>	<b>-21%</b>	<b>153.7</b>	<b>553</b>	<b>518</b>	<b>-6%</b>	<b>527.0</b>	<b>1640</b>	<b>1619</b>	<b>-1%</b>	<b>1661.7</b>	<b>-3%</b>
<b>Total Part I Crime</b>	<b>174</b>	<b>135</b>	<b>-22%</b>	<b>166.0</b>	<b>599</b>	<b>549</b>	<b>-8%</b>	<b>570.3</b>	<b>1785</b>	<b>1741</b>	<b>-2%</b>	<b>1809.7</b>	<b>-4%</b>

**Footnotes:**

<sup>1</sup> Homicides, rapes, and aggravated assaults are reported by victim; motor vehicle thefts are reported by vehicle; all other offenses are reported by incident

<sup>2</sup> Homicide = 'MURDER/NONNEGLIGENT MANSLAUGHTER' & 'NEGLIGENT MANSLAUGHTER' only. **Excluded:** 'AUTO FATALITY, NEGLIGENT' & 'JUSTIFIABLE HOMICIDE'.

<sup>3</sup> N/C indicates the percent change is Not Calculable; one cannot divide by zero

Generated on: Monday, November 8, 2021

Data Source: PistolDSS.vwBRrecords

\*Data entry may not be complete for time period

# WAVES

## Weekly Analysis for VBPD Engagement & Strategies

### 3rd Precinct

Chief of Police



Paul W. Neudigate



3rd Precinct Sworn Personnel as of 11/08/2021					
Gender		Race			
		White	Black	Hispanic	Other
Male	85	61	9	9	6
% of Total	87%	72%	11%	11%	7%
Female	13	13	0	0	0
% of Total	13%	100%	0%	0%	0%
Total	98	74	9	9	6
% of Total	100%	76%	9%	9%	6%



Captain



Jeffery E. Wilkerson

### Crime Statistics for Period Ending 11/03/2021\*

	28 Day				91 Day				YTD				
	10/07/2020 to 11/03/2020	10/07/2021 to 11/03/2021	% Change	3 Year Avg of 28 Days	08/05/2020 to 11/03/2020	08/05/2021 to 11/03/2021	% Change	3 Year Avg of 91 Days	2020 YTD Ending 11/03/2020	2021 YTD Ending 11/03/2021	% Change	3 Year YTD Avg	2021 YTD Compared to 3 Year YTD Avg
<b>Violent Crime</b>													
Homicide <sup>2</sup>	0	2	N/C	0.0	1	3	200%	1.3	7	5	-29%	5.3	-6%
Rape	3	1	-67%	1.7	11	7	-36%	6.7	23	15	-35%	19.3	-22%
Robbery	4	8	100%	4.3	12	17	42%	12.7	46	50	9%	51.0	-2%
Aggravated Assault	10	6	-40%	8.7	23	31	35%	22.0	72	121	68%	74.0	64%
<b>Total Violent Crime</b>	<b>17</b>	<b>17</b>	<b>0%</b>	<b>14.7</b>	<b>47</b>	<b>58</b>	<b>23%</b>	<b>42.7</b>	<b>148</b>	<b>191</b>	<b>29%</b>	<b>149.7</b>	<b>28%</b>
<b>Property Crime</b>													
Commercial Burglary	0	0	0%	0.7	3	6	100%	9.7	90	18	-80%	53.3	-66%
Residential Burglary	14	7	-50%	12.7	23	18	-22%	33.3	81	66	-19%	92.0	-28%
Motor Vehicle Theft	29	10	-66%	24.0	79	67	-15%	66.7	234	264	13%	196.7	34%
Larceny from Motor Vehicle	65	53	-18%	66.7	210	228	9%	208.0	628	732	17%	663.7	10%
All Other, Larceny	74	97	31%	89.0	233	313	34%	277.3	945	849	-10%	985.3	-14%
<b>Total Property Crime</b>	<b>182</b>	<b>167</b>	<b>-8%</b>	<b>193.0</b>	<b>548</b>	<b>632</b>	<b>15%</b>	<b>595.0</b>	<b>1978</b>	<b>1929</b>	<b>-2%</b>	<b>1991.0</b>	<b>-3%</b>
<b>Total Part I Crime</b>	<b>199</b>	<b>184</b>	<b>-8%</b>	<b>207.7</b>	<b>595</b>	<b>690</b>	<b>16%</b>	<b>637.7</b>	<b>2126</b>	<b>2120</b>	<b>0%</b>	<b>2140.7</b>	<b>-1%</b>

**Footnotes:**

<sup>1</sup> Homicides, rapes, and aggravated assaults are reported by victim; motor vehicle thefts are reported by vehicle; all other offenses are reported by incident

<sup>2</sup> Homicide = 'MURDER/NONNEGLIGENT MANSLAUGHTER' & 'NEGLIGENT MANSLAUGHTER' only. **Excluded:** 'AUTO FATALITY, NEGLIGENT' & 'JUSTIFIABLE HOMICIDE'.

<sup>3</sup> N/C indicates the percent change is Not Calculable; one cannot divide by zero

Generated on: Monday, November 8, 2021

Data Source: PistolDSS..vwIBRrecords

\*Data entry may not be complete for time period

# WAVES

Weekly Analysis for VBPD Engagement & Strategies

## 4th Precinct

Chief of Police




Paul W. Neudigate



Gender	Race				
	White	Black	Hispanic	Other	
Male	90	69	7	4	10
% of Total	87%	77%	8%	4%	11%
Female	14	10	1	2	1
% of Total	13%	71%	7%	14%	7%
Total	104	79	8	6	11
% of Total	100%	76%	8%	6%	11%



Captain



Scott E. Wichtendahl

### Crime Statistics for Period Ending 11/03/2021\*

	28 Day				91 Day				YTD				
	10/07/2020 to 11/03/2020	10/07/2021 to 11/03/2021	% Change	3 Year Avg of 28 Days	08/05/2020 to 11/03/2020	08/05/2021 to 11/03/2021	% Change	3 Year Avg of 91 Days	2020 YTD Ending 11/03/2020	2021 YTD Ending 11/03/2021	% Change	3 Year YTD Avg	2021 YTD Compared to 3 Year YTD Avg
<b>Violent Crime</b>													
Homicide <sup>2</sup>	0	0	0%	0.0	1	0	-100%	0.7	4	3	-25%	2.7	13%
Rape	0	0	0%	1.3	8	3	-63%	7.7	21	17	-19%	22.0	-23%
Robbery	5	3	-40%	4.3	10	6	-40%	13.0	30	26	-13%	37.3	-30%
Aggravated Assault	5	8	60%	3.3	12	15	25%	13.0	49	51	4%	49.0	4%
<b>Total Violent Crime</b>	<b>10</b>	<b>11</b>	<b>10%</b>	<b>9.0</b>	<b>31</b>	<b>24</b>	<b>-23%</b>	<b>34.3</b>	<b>104</b>	<b>97</b>	<b>-7%</b>	<b>111.0</b>	<b>-13%</b>
<b>Property Crime</b>													
Commercial Burglary	3	4	33%	2.3	13	7	-46%	10.0	42	17	-60%	27.7	-39%
Residential Burglary	7	4	-43%	13.0	25	20	-20%	34.7	61	51	-16%	90.3	-44%
Motor Vehicle Theft	16	30	88%	17.3	54	68	26%	54.3	146	162	11%	153.3	6%
Larceny from Motor Vehicle	70	80	14%	74.0	191	236	24%	242.0	554	690	25%	759.7	-9%
All Other, Larceny	42	74	76%	60.0	166	212	28%	212.3	616	568	-8%	733.7	-23%
<b>Total Property Crime</b>	<b>138</b>	<b>192</b>	<b>39%</b>	<b>166.7</b>	<b>449</b>	<b>543</b>	<b>21%</b>	<b>553.3</b>	<b>1419</b>	<b>1488</b>	<b>5%</b>	<b>1764.7</b>	<b>-16%</b>
<b>Total Part I Crime</b>	<b>148</b>	<b>203</b>	<b>37%</b>	<b>175.7</b>	<b>480</b>	<b>567</b>	<b>18%</b>	<b>587.7</b>	<b>1523</b>	<b>1585</b>	<b>4%</b>	<b>1875.7</b>	<b>-15%</b>

**Footnotes:**

<sup>1</sup> Homicides, rapes, and aggravated assaults are reported by victim; motor vehicle thefts are reported by vehicle; all other offenses are reported by incident

<sup>2</sup> Homicide = 'MURDER/NONNEGLIGENT MANSLAUGHTER' & 'NEGLIGENT MANSLAUGHTER' only. **Excluded:** 'AUTO FATALITY, NEGLIGENT' & 'JUSTIFIABLE HOMICIDE'.

<sup>3</sup> N/C indicates the percent change is Not Calculable; one cannot divide by zero

Generated on: Monday, November 8, 2021

Data Source: PistolDSS..vwIBRrecords

\*Data entry may not be complete for time period