

WAVES

Weekly Analysis for VBPD Engagement & Strategies Citywide

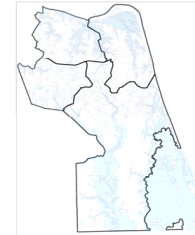
Chief of Police



Paul W. Neudigate



Citywide Sworn Personnel as of 11/02/2021					
Gender	Race				
	White	Black	Hispanic	Other	
Male	582	477	38	33	34
% of Total	84%	82%	7%	6%	6%
Female	112	95	8	3	6
% of Total	16%	85%	7%	3%	5%
Total	694	572	46	36	40
% of Total	100%	82%	7%	5%	6%



Crime Statistics for Period Ending 10/27/2021⁺

	28 Day				91 Day				YTD				
	09/30/2020 to 10/27/2020	09/30/2021 to 10/27/2021	% Change	3 Year Avg of 28 Days	07/29/2020 to 10/27/2020	07/29/2021 to 10/27/2021	% Change	3 Year Avg of 91 Days	2020 YTD Ending 10/27/2020	2021 YTD Ending 10/27/2021	% Change	3 Year YTD Avg	2021 YTD Compared to 3 Year YTD Avg
Violent Crime													
Homicide ²	1	1	0%	1.0	4	2	-50%	3.3	15	11	-27%	17.0	-35%
Rape	12	4	-67%	9.3	26	20	-23%	26.3	78	62	-21%	80.3	-23%
Robbery	12	17	42%	16.3	35	32	-9%	44.0	113	128	13%	143.7	-11%
Aggravated Assault	25	20	-20%	18.3	76	80	5%	68.7	257	277	8%	253.7	9%
Total Violent Crime	50	42	-16%	45.0	141	134	-5%	142.3	463	478	3%	494.7	-3%
Property Crime													
Commercial Burglary	9	9	0%	11.0	27	30	11%	36.7	192	85	-56%	136.7	-38%
Residential Burglary	26	18	-31%	41.0	86	71	-17%	112.0	242	226	-7%	314.7	-28%
Motor Vehicle Theft	65	68	5%	66.3	195	233	19%	187.3	548	658	20%	530.0	24%
Larceny from Motor Vehicle	285	202	-29%	242.7	700	714	2%	732.7	1956	2235	14%	2196.0	2%
All Other, Larceny	251	301	20%	297.0	850	986	16%	989.3	2960	2693	-9%	3313.3	-19%
Total Property Crime	636	598	-6%	658.0	1858	2034	9%	2058.0	5898	5897	0%	6490.7	-9%
Total Part I Crime	686	640	-7%	703.0	1999	2168	8%	2200.3	6361	6375	0%	6985.3	-9%

Footnotes:

¹ Homicides, rapes, and aggravated assaults are reported by victim; motor vehicle thefts are reported by vehicle; all other offenses are reported by incident

² Homicide = 'MURDER/NONNEGLIGENT MANSLAUGHTER' & 'NEGLIGENT MANSLAUGHTER' only. **Excluded:** 'AUTO FATALITY, NEGLIGENT' & 'JUSTIFIABLE HOMICIDE'.

³ N/C indicates the percent change is Not Calculable; one cannot divide by zero

Generated on: Tuesday, November 02, 2021

Data Source: PistolDSS..vwIBRrecords

*Data entry may not be complete for time period

WAVES

Weekly Analysis for VBPD Engagement & Strategies

1st Precinct

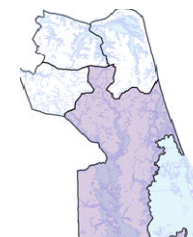
Chief of Police



Paul W. Neudigate



1st Precinct Sworn Personnel as of 11/02/2021					
Gender	Race				
	White	Black	Hispanic	Other	
Male	80	62	6	7	5
% of Total	83%	78%	8%	9%	6%
Female	16	15	0	0	1
% of Total	17%	94%	0%	0%	6%
Total	96	77	6	7	6
% of Total	100%	80%	6%	7%	6%



Captain



Marcie R. Fox

Crime Statistics for Period Ending 10/27/2021⁺

	28 Day				91 Day				YTD				
	09/30/2020 to 10/27/2020	09/30/2021 to 10/27/2021	% Change	3 Year Avg of 28 Days	07/29/2020 to 10/27/2020	07/29/2021 to 10/27/2021	% Change	3 Year Avg of 91 Days	2020 YTD Ending 10/27/2020	2021 YTD Ending 10/27/2021	% Change	3 Year YTD Avg	2021 YTD Compared to 3 Year YTD Avg
Violent Crime													
Homicide ²	1	0	-100%	0.3	1	0	-100%	0.3	2	2	0%	6.3	-68%
Rape	2	1	-50%	2.3	3	6	100%	4.3	16	14	-13%	18.0	-22%
Robbery	2	2	0%	3.0	4	3	-25%	6.0	15	19	27%	23.3	-19%
Aggravated Assault	6	4	-33%	5.0	13	16	23%	14.7	45	42	-7%	50.7	-17%
Total Violent Crime	11	7	-36%	10.7	21	25	19%	25.3	78	77	-1%	98.3	-22%
Property Crime													
Commercial Burglary	2	2	0%	4.0	6	2	-67%	7.3	23	17	-26%	27.7	-39%
Residential Burglary	2	3	50%	5.7	16	14	-13%	19.3	47	34	-28%	64.0	-47%
Motor Vehicle Theft	12	17	42%	15.0	28	46	64%	33.0	74	99	34%	88.0	13%
Larceny from Motor Vehicle	69	34	-51%	53.0	120	111	-8%	128.3	322	364	13%	362.3	0%
All Other, Larceny	48	53	10%	62.7	148	153	3%	195.0	513	487	-5%	658.3	-26%
Total Property Crime	133	109	-18%	140.3	318	326	3%	383.0	979	1001	2%	1200.3	-17%
Total Part I Crime	144	116	-19%	151.0	339	351	4%	408.3	1057	1078	2%	1298.7	-17%

Footnotes:

¹ Homicides, rapes, and aggravated assaults are reported by victim; motor vehicle thefts are reported by vehicle; all other offenses are reported by incident

² Homicide = 'MURDER/NONNEGLIGENT MANSLAUGHTER' & 'NEGLIGENT MANSLAUGHTER' only. **Excluded:** 'AUTO FATALITY, NEGLIGENT' & 'JUSTIFIABLE HOMICIDE'.

³ N/C indicates the percent change is Not Calculable; one cannot divide by zero

Generated on: Tuesday, November 02, 2021

Data Source: PistolDSS..vwIBRecords

*Data entry may not be complete for time period

WAVES

Weekly Analysis for VBPD Engagement & Strategies 2nd Precinct

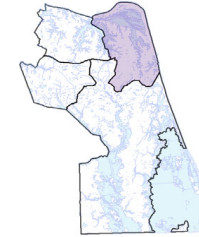
Chief of Police



Paul W. Neudigate



2nd Precinct Sworn Personnel as of 11/02/2021					
Gender	Race				
	White	Black	Hispanic	Other	
Male	97	87	3	5	2
% of Total	85%	90%	3%	5%	2%
Female	17	12	2	1	2
% of Total	15%	71%	12%	6%	12%
Total	114	99	5	6	4
% of Total	100%	87%	4%	5%	4%



Captain



Harry I. McBrien

Crime Statistics for Period Ending 10/27/2021⁺

	28 Day				91 Day				YTD				
	09/30/2020 to 10/27/2020	09/30/2021 to 10/27/2021	% Change	3 Year Avg of 28 Days	07/29/2020 to 10/27/2020	07/29/2021 to 10/27/2021	% Change	3 Year Avg of 91 Days	2020 YTD Ending 10/27/2020	2021 YTD Ending 10/27/2021	% Change	3 Year YTD Avg	2021 YTD Compared to 3 Year YTD Avg
Violent Crime													
Homicide ²	0	1	N/C	0.3	1	1	0%	1.0	2	3	50%	2.7	13%
Rape	1	1	0%	2.7	4	5	25%	8.3	18	18	0%	22.7	-21%
Robbery	5	4	-20%	5.3	11	9	-18%	12.7	26	37	42%	34.0	9%
Aggravated Assault	9	2	-78%	4.3	31	16	-48%	22.7	97	64	-34%	85.7	-25%
Total Violent Crime	15	8	-47%	12.7	47	31	-34%	44.7	143	122	-15%	145.0	-16%
Property Crime													
Commercial Burglary	1	4	300%	3.0	5	14	180%	10.3	39	35	-10%	29.3	19%
Residential Burglary	7	5	-29%	8.7	23	19	-17%	25.7	60	78	30%	73.0	7%
Motor Vehicle Theft	17	16	-6%	13.7	44	47	7%	35.3	111	144	30%	105.0	37%
Larceny from Motor Vehicle	61	49	-20%	46.3	188	155	-18%	154.0	477	498	4%	445.7	12%
All Other, Larceny	82	72	-12%	86.3	297	301	1%	305.7	909	829	-9%	971.7	-15%
Total Property Crime	168	146	-13%	158.0	557	536	-4%	531.0	1596	1584	-1%	1624.7	-3%
Total Part I Crime	183	154	-16%	170.7	604	567	-6%	575.7	1739	1706	-2%	1769.7	-4%

Footnotes:

¹ Homicides, rapes, and aggravated assaults are reported by victim; motor vehicle thefts are reported by vehicle; all other offenses are reported by incident

² Homicide = 'MURDER/NONNEGLIGENT MANSLAUGHTER' & 'NEGLIGENT MANSLAUGHTER' only. **Excluded:** 'AUTO FATALITY, NEGLIGENT' & 'JUSTIFIABLE HOMICIDE'.

³ N/C indicates the percent change is Not Calculable; one cannot divide by zero

Generated on: Tuesday, November 02, 2021

Data Source: PistolDSS..vwIBRecords

*Data entry may not be complete for time period

WAVES

Weekly Analysis for VBPD Engagement & Strategies

3rd Precinct

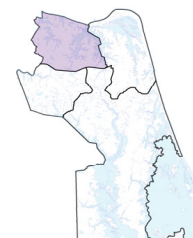
Chief of Police



Paul W. Neudigate



3rd Precinct Sworn Personnel as of 11/02/2021					
Gender		Race			
		White	Black	Hispanic	Other
Male	88	64	9	9	6
% of Total	86%	73%	10%	10%	7%
Female	14	13	1	0	0
% of Total	14%	93%	7%	0%	0%
Total	102	77	10	9	6
% of Total	100%	75%	10%	9%	6%



Captain



Jeffery E. Wilkerson

Crime Statistics for Period Ending 10/27/2021⁺

	28 Day				91 Day				YTD				
	09/30/2020 to 10/27/2020	09/30/2021 to 10/27/2021	% Change	3 Year Avg of 28 Days	07/29/2020 to 10/27/2020	07/29/2021 to 10/27/2021	% Change	3 Year Avg of 91 Days	2020 YTD Ending 10/27/2020	2021 YTD Ending 10/27/2021	% Change	3 Year YTD Avg	2021 YTD Compared to 3 Year YTD Avg
Violent Crime													
Homicide ²	0	0	0%	0.0	1	1	0%	1.3	7	3	-57%	5.3	-44%
Rape	5	1	-80%	2.7	11	6	-45%	6.7	23	14	-39%	19.0	-26%
Robbery	3	8	167%	4.3	13	15	15%	13.7	45	47	4%	50.7	-7%
Aggravated Assault	8	6	-25%	6.3	21	32	52%	19.0	69	121	75%	70.0	73%
Total Violent Crime	16	15	-6%	13.3	46	54	17%	40.7	144	185	28%	145.0	28%
Property Crime													
Commercial Burglary	1	1	0%	1.0	4	8	100%	9.7	90	18	-80%	53.0	-66%
Residential Burglary	12	5	-58%	13.3	21	17	-19%	33.0	77	63	-18%	90.3	-30%
Motor Vehicle Theft	23	11	-52%	22.0	72	77	7%	65.0	222	262	18%	189.3	38%
Larceny from Motor Vehicle	85	57	-33%	72.7	203	224	10%	206.7	616	716	16%	648.3	10%
All Other, Larceny	75	99	32%	87.0	239	318	33%	277.3	932	828	-11%	965.0	-14%
Total Property Crime	196	173	-12%	196.0	539	644	19%	591.7	1937	1887	-3%	1946.0	-3%
Total Part I Crime	212	188	-11%	209.3	585	698	19%	632.3	2081	2072	0%	2091.0	-1%

Footnotes:

¹ Homicides, rapes, and aggravated assaults are reported by victim; motor vehicle thefts are reported by vehicle; all other offenses are reported by incident

² Homicide = 'MURDER/NONNEGLIGENT MANSLAUGHTER' & 'NEGLIGENT MANSLAUGHTER' only. **Excluded:** 'AUTO FATALITY, NEGLIGENT' & 'JUSTIFIABLE HOMICIDE'

³ N/C indicates the percent change is Not Calculable; one cannot divide by zero

Generated on: Tuesday, November 02, 2021

Data Source: PistolDSS..vwIBRecords

*Data entry may not be complete for time period

WAVES

Weekly Analysis for VBPD Engagement & Strategies

4th Precinct

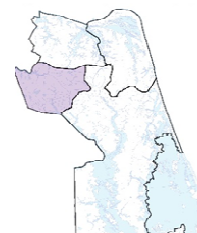
Chief of Police



Paul W. Neudigate



4th Precinct Sworn Personnel as of 11/02/2021					
Gender	Race				
	White	Black	Hispanic	Other	
Male	91	69	7	5	10
% of Total	87%	76%	8%	5%	11%
Female	14	10	1	2	1
% of Total	13%	71%	7%	14%	7%
Total	105	79	8	7	11
% of Total	100%	75%	8%	7%	10%



Captain



Scott E. Wichtendahl

Crime Statistics for Period Ending 10/27/2021⁺

	28 Day				91 Day				YTD				
	09/30/2020 to 10/27/2020	09/30/2021 to 10/27/2021	% Change	3 Year Avg of 28 Days	07/29/2020 to 10/27/2020	07/29/2021 to 10/27/2021	% Change	3 Year Avg of 91 Days	2020 YTD Ending 10/27/2020	2021 YTD Ending 10/27/2021	% Change	3 Year YTD Avg	2021 YTD Compared to 3 Year YTD Avg
Violent Crime													
Homicide ²	0	0	0%	0.3	1	0	-100%	0.7	4	3	-25%	2.7	13%
Rape	4	1	-75%	1.7	8	3	-63%	7.0	21	16	-24%	20.7	-23%
Robbery	2	3	50%	3.7	7	5	-29%	11.7	27	25	-7%	35.7	-30%
Aggravated Assault	2	8	300%	2.7	11	16	45%	12.3	46	50	9%	47.3	6%
Total Violent Crime	8	12	50%	8.3	27	24	-11%	31.7	98	94	-4%	106.3	-12%
Property Crime													
Commercial Burglary	5	2	-60%	3.0	12	6	-50%	9.3	40	15	-63%	26.7	-44%
Residential Burglary	5	5	0%	13.3	26	21	-19%	34.0	58	51	-12%	87.3	-42%
Motor Vehicle Theft	13	24	85%	15.7	51	63	24%	54.0	141	153	9%	147.7	4%
Larceny from Motor Vehicle	70	62	-11%	70.7	189	224	19%	243.7	541	657	21%	739.7	-11%
All Other, Larceny	46	77	67%	61.0	166	214	29%	211.3	606	549	-9%	718.3	-24%
Total Property Crime	139	170	22%	163.7	444	528	19%	552.3	1386	1425	3%	1719.7	-17%
Total Part I Crime	147	182	24%	172.0	471	552	17%	584.0	1484	1519	2%	1826.0	-17%

Footnotes:

¹ Homicides, rapes, and aggravated assaults are reported by victim; motor vehicle thefts are reported by vehicle; all other offenses are reported by incident

² Homicide = 'MURDER/NONNEGLIGENT MANSLAUGHTER' & 'NEGLIGENT MANSLAUGHTER' only. **Excluded:** 'AUTO FATALITY, NEGLIGENT' & 'JUSTIFIABLE HOMICIDE'

³ N/C indicates the percent change is Not Calculable; one cannot divide by zero

Generated on: Tuesday, November 02, 2021

Data Source: PistolDSS.vwIBRrecords

*Data entry may not be complete for time period