

WAVES

Weekly Analysis for VBPD Engagement and Strategies

Generated on: October 25, 2021

Compiled by: Analytical Services Unit

WAVES

Weekly Analysis for VBPD Engagement & Strategies

Citywide

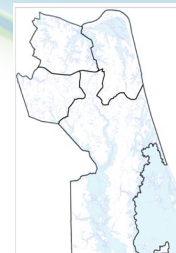
Chief of Police



Paul W. Neudigate



Citywide Sworn Personnel as of 10/25/2021					
Gender	Race				
	White	Black	Hispanic	Other	
Male	582	477	38	33	34
% of Total	84%	82%	7%	6%	6%
Female	112	95	8	3	6
% of Total	16%	85%	7%	3%	5%
Total	694	572	46	36	40
% of Total	100%	82%	7%	5%	6%



Crime Statistics for Period Ending 10/20/2021⁺

	28 Day				91 Day				YTD				
	09/23/2020 to 10/20/2020	09/23/2021 to 10/20/2021	% Change	3 Year Avg of 28 Days	07/22/2020 to 10/20/2020	07/22/2021 to 10/20/2021	% Change	3 Year Avg of 91 Days	2020 YTD Ending 10/20/2020	2021 YTD Ending 10/20/2021	% Change	3 Year YTD Avg	2021 YTD Compared to 3 Year YTD Avg
Violent Crime													
Homicide ²	1	1	0%	1.0	5	2	-60%	3.7	15	11	-27%	17.0	-35%
Rape	9	7	-22%	8.0	23	19	-17%	24.7	74	61	-18%	77.7	-21%
Robbery	11	17	55%	15.0	36	35	-3%	42.7	110	125	14%	139.0	-10%
Aggravated Assault	26	25	-4%	19.7	81	88	9%	73.7	256	277	8%	250.7	11%
Total Violent Crime	47	50	6%	43.7	145	144	-1%	144.7	455	474	4%	484.3	-2%
Property Crime													
Commercial Burglary	9	9	0%	11.7	25	31	24%	36.3	189	83	-56%	133.7	-38%
Residential Burglary	25	17	-32%	39.3	80	80	0%	105.0	232	222	-4%	301.7	-26%
Motor Vehicle Theft	67	66	-1%	66.3	189	233	23%	186.0	530	643	21%	514.7	25%
Larceny from Motor Vehicle	245	203	-17%	232.0	660	731	11%	729.0	1877	2184	16%	2136.0	2%
All Other, Larceny	261	293	12%	301.0	877	973	11%	1011.3	2900	2604	-10%	3242.0	-20%
Total Property Crime	607	588	-3%	650.3	1831	2048	12%	2067.7	5728	5736	0%	6328.0	-9%
Total Part I Crime	654	638	-2%	694.0	1976	2192	11%	2212.3	6183	6210	0%	6812.3	-9%

Footnotes:

¹ Homicides, rapes, and aggravated assaults are reported by victim; motor vehicle thefts are reported by vehicle; all other offenses are reported by incident

² Homicide = 'MURDER/NONNEGLIGENT MANSLAUGHTER' & 'NEGLIGENT MANSLAUGHTER' only. **Excluded:** 'AUTO FATALITY, NEGLIGENT' & 'JUSTIFIABLE HOMICIDE'.

³ N/C indicates the percent change is Not Calculable; one cannot divide by zero

Generated on: Monday, October 25, 2021

Data Source: PistolDSS..wvBRrecords

*Data entry may not be complete for time period

WAVES

Weekly Analysis for VBPD Engagement & Strategies

1st Precinct

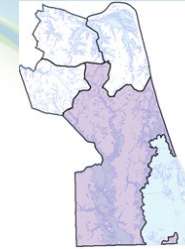
Chief of Police



Paul W. Neudigate



1st Precinct Sworn Personnel as of 10/25/2021						
Gender		Race				
		White	Black	Hispanic	Other	
Male	79	60	6	8	5	
	% of Total	82%	76%	8%	10%	6%
Female	17	16	0	0	1	
	% of Total	18%	94%	0%	0%	6%
Total	96	76	6	8	6	
	% of Total	100%	79%	6%	8%	6%



Captain



Marcie R. Fox

Crime Statistics for Period Ending 10/20/2021*

	28 Day				91 Day				YTD				
	09/23/2020 to 10/20/2020	09/23/2021 to 10/20/2021	% Change	3 Year Avg of 28 Days	07/22/2020 to 10/20/2020	07/22/2021 to 10/20/2021	% Change	3 Year Avg of 91 Days	2020 YTD Ending 10/20/2020	2021 YTD Ending 10/20/2021	% Change	3 Year YTD Avg	2021 YTD Compared to 3 Year YTD Avg
Violent Crime													
Homicide ²	1	0	-100%	0.3	2	0	-100%	0.7	2	2	0%	6.3	-68%
Rape	2	2	0%	2.3	3	5	67%	4.3	16	13	-19%	17.7	-26%
Robbery	2	2	0%	2.7	4	4	0%	5.7	15	19	27%	22.7	-16%
Aggravated Assault	7	5	-29%	3.3	13	17	31%	14.0	45	43	-4%	48.7	-12%
Total Violent Crime	12	9	-25%	8.7	22	26	18%	24.7	78	77	-1%	95.3	-19%
Property Crime													
Commercial Burglary	0	2	N/C	2.0	4	3	-25%	6.3	21	17	-19%	25.7	-34%
Residential Burglary	3	3	0%	5.7	16	14	-13%	18.7	47	33	-30%	62.3	-47%
Motor Vehicle Theft	11	20	82%	14.0	28	46	64%	34.0	72	96	33%	85.7	12%
Larceny from Motor Vehicle	45	37	-18%	46.7	94	116	23%	123.7	295	357	21%	349.0	2%
All Other, Larceny	54	44	-19%	64.3	147	151	3%	197.3	501	468	-7%	644.3	-27%
Total Property Crime	113	106	-6%	132.7	289	330	14%	380.0	936	971	4%	1167.0	-17%
Total Part I Crime	125	115	-8%	141.3	311	356	14%	404.7	1014	1048	3%	1262.3	-17%

Footnotes:

¹ Homicides, rapes, and aggravated assaults are reported by victim; motor vehicle thefts are reported by vehicle; all other offenses are reported by incident

² Homicide = 'MURDER/NONNEGLIGENT MANSLAUGHTER' & 'NEGLIGENT MANSLAUGHTER' only. Excluded: 'AUTO FATALITY, NEGLIGENT' & 'JUSTIFIABLE HOMICIDE'.

³ N/C indicates the percent change is Not Calculable; one cannot divide by zero

Generated on: Monday, October 25, 2021

Data Source: PistolDSS.vwIBRrecords

*Data entry may not be complete for time period

WAVES

Weekly Analysis for VBPD Engagement & Strategies

2nd Precinct

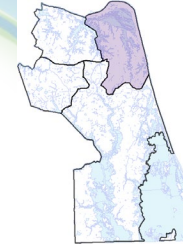
Chief of Police



Paul W. Neudigate



2nd Precinct Sworn Personnel as of 10/25/2021					
Gender	Race				
	White	Black	Hispanic	Other	
Male	98	88	3	5	2
% of Total	85%	90%	3%	5%	2%
Female	17	12	2	1	2
% of Total	15%	71%	12%	6%	12%
Total	115	100	5	6	4
% of Total	100%	87%	4%	5%	3%



Captain



Harry I. McBrien

Crime Statistics for Period Ending 10/20/2021*

	28 Day				91 Day				YTD				
	09/23/2020 to 10/20/2020	09/23/2021 to 10/20/2021	% Change	3 Year Avg of 28 Days	07/22/2020 to 10/20/2020	07/22/2021 to 10/20/2021	% Change	3 Year Avg of 91 Days	2020 YTD Ending 10/20/2020	2021 YTD Ending 10/20/2021	% Change	3 Year YTD Avg	2021 YTD Compared to 3 Year YTD Avg
Violent Crime													
Homicide ²	0	1	N/C	0.3	1	1	0%	1.0	2	3	50%	2.7	13%
Rape	0	2	N/C	1.7	3	5	67%	7.3	16	18	13%	21.0	-14%
Robbery	3	5	67%	4.0	10	10	0%	11.3	24	37	54%	32.0	16%
Aggravated Assault	9	2	-78%	4.3	31	16	-48%	24.3	97	63	-35%	85.3	-26%
Total Violent Crime	12	10	-17%	10.3	45	32	-29%	44.0	139	121	-13%	141.0	-14%
Property Crime													
Commercial Burglary	0	6	N/C	4.7	4	14	250%	10.0	38	35	-8%	29.0	21%
Residential Burglary	7	5	-29%	9.0	22	23	5%	24.7	58	77	33%	70.3	9%
Motor Vehicle Theft	12	13	8%	11.3	38	43	13%	34.0	102	138	35%	100.3	38%
Larceny from Motor Vehicle	53	52	-2%	43.0	178	162	-9%	148.3	460	493	7%	432.3	14%
All Other, Larceny	86	72	-16%	89.0	322	306	-5%	319.7	891	808	-9%	952.0	-15%
Total Property Crime	158	148	-6%	157.0	564	548	-3%	536.7	1549	1551	0%	1584.0	-2%
Total Part I Crime	170	158	-7%	167.3	609	580	-5%	580.7	1688	1672	-1%	1725.0	-3%

Footnotes:

¹ Homicides, rapes, and aggravated assaults are reported by victim; motor vehicle thefts are reported by vehicle; all other offenses are reported by incident

² Homicide = 'MURDER/NONNEGLIGENT MANSLAUGHTER' & 'NEGLIGENT MANSLAUGHTER' only. **Excluded:** 'AUTO FATALITY, NEGLIGENT' & 'JUSTIFIABLE HOMICIDE'.

³ N/C indicates the percent change is Not Calculable; one cannot divide by zero

Generated on: Monday, October 25, 2021

Data Source: PistolDSS.vwIBRecords

*Data entry may not be complete for time period

WAVES

Weekly Analysis for VBPD Engagement & Strategies

3rd Precinct

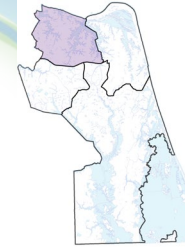
Chief of Police




Paul W. Neudigate



3rd Precinct Sworn Personnel as of 10/25/2021					
Gender	Race				
	White	Black	Hispanic	Other	
Male	87	63	9	9	6
% of Total	86%	72%	10%	10%	7%
Female	14	13	1	0	0
% of Total	14%	93%	7%	0%	0%
Total	101	76	10	9	6
% of Total	100%	75%	10%	9%	6%



Captain



Jeffery E. Wilkerson

Crime Statistics for Period Ending 10/20/2021*

	28 Day				91 Day				YTD				
	09/23/2020 to 10/20/2020	09/23/2021 to 10/20/2021	% Change	3 Year Avg of 28 Days	07/22/2020 to 10/20/2020	07/22/2021 to 10/20/2021	% Change	3 Year Avg of 91 Days	2020 YTD Ending 10/20/2020	2021 YTD Ending 10/20/2021	% Change	3 Year YTD Avg	2021 YTD Compared to 3 Year YTD Avg
Violent Crime													
Homicide ²	0	0	0%	0.0	1	1	0%	1.3	7	3	-57%	5.3	-44%
Rape	3	3	0%	2.0	9	7	-22%	6.0	21	15	-29%	18.3	-18%
Robbery	4	7	75%	3.7	15	16	7%	14.0	45	45	0%	49.3	-9%
Aggravated Assault	8	8	0%	7.3	26	37	42%	22.3	68	120	76%	69.3	73%
Total Violent Crime	15	18	20%	13.0	51	61	20%	43.7	141	183	30%	142.3	29%
Property Crime													
Commercial Burglary	1	1	0%	1.0	5	8	60%	10.7	90	18	-80%	53.0	-66%
Residential Burglary	7	3	-57%	11.0	16	19	19%	31.3	71	62	-13%	86.0	-28%
Motor Vehicle Theft	25	10	-60%	22.3	73	81	11%	64.7	218	259	19%	184.7	40%
Larceny from Motor Vehicle	82	59	-28%	71.3	208	226	9%	215.0	598	698	17%	635.7	10%
All Other, Larceny	71	97	37%	86.7	230	310	35%	275.7	909	799	-12%	942.7	-15%
Total Property Crime	186	170	-9%	192.3	532	644	21%	597.3	1886	1836	-3%	1902.0	-3%
Total Part I Crime	201	188	-6%	205.3	583	705	21%	641.0	2027	2019	0%	2044.3	-1%

Footnotes:

¹ Homicides, rapes, and aggravated assaults are reported by victim; motor vehicle thefts are reported by vehicle; all other offenses are reported by incident

² Homicide = 'MURDER/NONNEGLIGENT MANSLAUGHTER' & 'NEGLIGENT MANSLAUGHTER' only. **Excluded:** 'AUTO FATALITY, NEGLIGENT' & 'JUSTIFIABLE HOMICIDE'.

³ N/C indicates the percent change is Not Calculable; one cannot divide by zero

Generated on: Monday, October 25, 2021

Data Source: PistolDSS..vwIBRrecords

*Data entry may not be complete for time period

WAVES

Weekly Analysis for VBPD Engagement & Strategies

4th Precinct

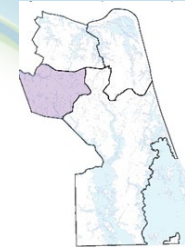
Chief of Police



Paul W. Neudigate



4th Precinct Sworn Personnel as of 10/25/2021					
Gender		Race			
		White	Black	Hispanic	Other
Male	88	68	7	4	9
% of Total	88%	77%	8%	5%	10%
Female	12	8	1	2	1
% of Total	12%	67%	8%	17%	8%
Total	100	76	8	6	10
% of Total	100%	76%	8%	6%	10%



Captain



Scott E. Wichtendahl

Crime Statistics for Period Ending 10/20/2021*

	28 Day				91 Day				YTD				
	09/23/2020 to 10/20/2020	09/23/2021 to 10/20/2021	% Change	3 Year Avg of 28 Days	07/22/2020 to 10/20/2020	07/22/2021 to 10/20/2021	% Change	3 Year Avg of 91 Days	2020 YTD Ending 10/20/2020	2021 YTD Ending 10/20/2021	% Change	3 Year YTD Avg	2021 YTD Compared to 3 Year YTD Avg
Violent Crime													
Homicide ²	0	0	0%	0.3	1	0	-100%	0.7	4	3	-25%	2.7	13%
Rape	4	0	-100%	2.0	8	2	-75%	7.0	21	15	-29%	20.7	-27%
Robbery	2	3	50%	4.7	7	5	-29%	11.7	26	24	-8%	35.0	-31%
Aggravated Assault	2	10	400%	4.7	11	18	64%	13.0	46	51	11%	47.3	8%
Total Violent Crime	8	13	63%	11.7	27	25	-7%	32.3	97	93	-4%	105.7	-12%
Property Crime													
Commercial Burglary	8	0	-100%	4.0	12	6	-50%	9.3	40	13	-68%	26.0	-50%
Residential Burglary	8	6	-25%	13.7	26	24	-8%	30.3	56	50	-11%	83.0	-40%
Motor Vehicle Theft	19	23	21%	18.7	50	63	26%	53.3	138	150	9%	144.0	4%
Larceny from Motor Vehicle	65	55	-15%	71.0	180	227	26%	242.0	524	636	21%	719.0	-12%
All Other, Larceny	50	80	60%	61.0	178	206	16%	218.7	599	529	-12%	703.0	-25%
Total Property Crime	150	164	9%	168.3	446	526	18%	553.7	1357	1378	2%	1675.0	-18%
Total Part I Crime	158	177	12%	180.0	473	551	16%	586.0	1454	1471	1%	1780.7	-17%

Footnotes:

¹ Homicides, rapes, and aggravated assaults are reported by victim; motor vehicle thefts are reported by vehicle; all other offenses are reported by incident

² Homicide = 'MURDER/NONNEGLIGENT MANSLAUGHTER' & 'NEGLIGENT MANSLAUGHTER' only. **Excluded:** 'AUTO FATALITY, NEGLIGENT' & 'JUSTIFIABLE HOMICIDE'.

³ N/C indicates the percent change is Not Calculable; one cannot divide by zero

Generated on: Monday, October 25, 2021

Data Source: PistolDSS..vwIBRrecords

*Data entry may not be complete for time period