

WAVES

Weekly Analysis for VBPD Engagement & Strategies Citywide

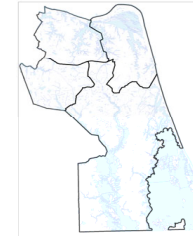
Chief of Police



Paul W. Neudigate



Citywide Sworn Personnel as of 10/24/2022				
Gender	Race			
	White	Black	Other	
Male	587	501	41	45
% of Total	83%	85%	7%	8%
Female	122	103	10	9
% of Total	17%	84%	8%	7%
Total	709	604	51	54
% of Total	100%	85%	7%	8%



Crime Statistics for Period Ending 10/19/2022⁺

	28 Day				91 Day				YTD				
	09/22/2021 to 10/19/2021	09/22/2022 to 10/19/2022	% Change	3 Year Avg of 28 Days	07/21/2021 to 10/19/2021	07/21/2022 to 10/19/2022	% Change	3 Year Avg of 91 Days	2021 YTD Ending 10/19/2021	2022 YTD Ending 10/19/2022	% Change	3 Year YTD Avg	2022 YTD Compared to 3 Year YTD Avg
Violent Crime													
Homicide ²	2	1	-50%	1.3	3	3	0%	4.0	12	17	42%	17.3	-2%
Rape	8	7	-13%	6.3	24	16	-33%	21.3	71	63	-11%	71.7	-12%
Robbery	19	16	-16%	14.0	36	57	58%	40.7	125	155	24%	131.7	18%
Aggravated Assault	24	16	-33%	21.7	82	56	-32%	76.0	270	184	-32%	249.3	-26%
Total Violent Crime	53	40	-25%	43.3	145	132	-9%	142.0	478	419	-12%	470.0	-11%
Property Crime													
Commercial Burglary	12	4	-67%	13.3	34	35	3%	33.3	86	122	42%	129.0	-5%
Residential Burglary	18	22	22%	28.3	80	74	-8%	87.7	222	198	-11%	252.3	-22%
Motor Vehicle Theft	72	61	-15%	68.3	238	237	0%	198.3	646	825	28%	556.7	48%
Larceny from Motor Vehicle	225	118	-48%	228.0	750	720	-4%	734.7	2206	2615	19%	2133.3	23%
All Other, Larceny	320	163	-49%	303.3	1001	898	-10%	984.3	2636	2993	14%	2995.3	0%
Total Property Crime	647	368	-43%	641.3	2103	1964	-7%	2038.3	5796	6753	17%	6066.7	11%
Total Part I Crime	700	408	-42%	684.7	2248	2096	-7%	2180.3	6274	7172	14%	6536.7	10%

Footnotes:

¹ Homicides, rapes, and aggravated assaults are reported by victim; motor vehicle thefts are reported by vehicle; all other offenses are reported by incident

² Homicide = 'MURDER/NONNEGLIGENT MANSLAUGHTER' & 'NEGLIGENT MANSLAUGHTER' only. **Excluded:** 'AUTO FATALITY, NEGLIGENT' & 'JUSTIFIABLE HOMICIDE'.

³ N/C indicates the percent change is Not Calculable; one cannot divide by zero

Generated on: Monday, October 24, 2022

Data Source: PistolDSS..vwIBRecords

*Data entry may not be complete for time period

WAVES

Weekly Analysis for VBPD Engagement & Strategies

1st Precinct

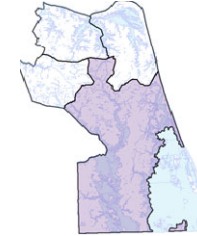
Chief of Police



Paul W. Neudigate



1st Precinct Sworn Personnel as of 10/24/2022				
Gender	Race			
	White	Black	Other	
Male	81	65	7	9
% of Total	83%	80%	9%	11%
Female	17	16	1	0
% of Total	17%	94%	6%	0%
Total	98	81	8	9
% of Total	100%	83%	8%	9%



Captain



Marcie R. Fox

Crime Statistics for Period Ending 10/19/2022⁺

	28 Day				91 Day				YTD				
	09/22/2021 to 10/19/2021	09/22/2022 to 10/19/2022	% Change	3 Year Avg of 28 Days	07/21/2021 to 10/19/2021	07/21/2022 to 10/19/2022	% Change	3 Year Avg of 91 Days	2021 YTD Ending 10/19/2021	2022 YTD Ending 10/19/2022	% Change	3 Year YTD Avg	2022 YTD Compared to 3 Year YTD Avg
Violent Crime													
Homicide ²	0	0	0%	0.3	0	0	0%	0.7	2	1	-50%	6.3	-84%
Rape	2	2	0%	1.3	8	4	-50%	4.3	18	14	-22%	15.3	-9%
Robbery	2	1	-50%	2.3	4	6	50%	5.3	19	18	-5%	19.0	-5%
Aggravated Assault	3	7	133%	3.7	13	13	0%	14.3	39	35	-10%	45.7	-23%
Total Violent Crime	7	10	43%	7.7	25	23	-8%	24.7	78	68	-13%	86.3	-21%
Property Crime													
Commercial Burglary	2	2	0%	1.7	3	5	67%	5.0	17	23	35%	22.7	1%
Residential Burglary	3	3	0%	3.3	14	17	21%	15.7	33	34	3%	47.7	-29%
Motor Vehicle Theft	20	6	-70%	13.7	48	28	-42%	34.3	98	96	-2%	88.3	9%
Larceny from Motor Vehicle	46	15	-67%	43.0	120	125	4%	122.3	361	477	32%	361.3	32%
All Other, Larceny	49	28	-43%	58.3	154	168	9%	173.7	474	585	23%	556.0	5%
Total Property Crime	120	54	-55%	120.0	339	343	1%	351.0	983	1215	24%	1076.0	13%
Total Part I Crime	127	64	-50%	127.7	364	366	1%	375.7	1061	1283	21%	1162.3	10%

Footnotes:

¹ Homicides, rapes, and aggravated assaults are reported by victim; motor vehicle thefts are reported by vehicle; all other offenses are reported by incident

² Homicide = 'MURDER/NONNEGLIGENT MANSLAUGHTER' & 'NEGLIGENT MANSLAUGHTER' only. **Excluded:** 'AUTO FATALITY, NEGLIGENT' & 'JUSTIFIABLE HOMICIDE'.

³ N/C indicates the percent change is Not Calculable; one cannot divide by zero

Generated on: Monday, October 24, 2022

Data Source: PistolDSS..vwIBRecords

*Data entry may not be complete for time period

WAVES

Weekly Analysis for VBPD Engagement & Strategies

2nd Precinct

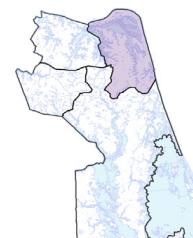
Chief of Police



Paul W. Neudigate



2nd Precinct Sworn Personnel as of 10/24/2022				
Gender	Race			
	White	Black	Other	
Male	106	93	7	6
% of Total	86%	88%	7%	6%
Female	17	13	1	3
% of Total	14%	76%	6%	18%
Total	123	106	8	9
% of Total	100%	86%	7%	7%



Captain



Harry I. McBrien

Crime Statistics for Period Ending 10/19/2022⁺

	28 Day				91 Day				YTD				
	09/22/2021 to 10/19/2021	09/22/2022 to 10/19/2022	% Change	3 Year Avg of 28 Days	07/21/2021 to 10/19/2021	07/21/2022 to 10/19/2022	% Change	3 Year Avg of 91 Days	2021 YTD Ending 10/19/2021	2022 YTD Ending 10/19/2022	% Change	3 Year YTD Avg	2022 YTD Compared to 3 Year YTD Avg
Violent Crime													
Homicide ²	2	0	-100%	1.0	2	2	0%	1.3	4	5	25%	3.3	50%
Rape	3	3	0%	1.3	6	7	17%	5.7	19	18	-5%	18.0	0%
Robbery	5	4	-20%	3.3	11	14	27%	11.0	36	40	11%	32.3	24%
Aggravated Assault	7	5	-29%	5.3	18	15	-17%	21.7	66	47	-29%	73.0	-36%
Total Violent Crime	17	12	-29%	11.0	37	38	3%	39.7	125	110	-12%	126.7	-13%
Property Crime													
Commercial Burglary	6	2	-67%	6.7	14	11	-21%	13.7	35	24	-31%	37.0	-35%
Residential Burglary	4	1	-75%	7.0	22	13	-41%	23.3	76	41	-46%	65.3	-37%
Motor Vehicle Theft	14	12	-14%	11.7	44	38	-14%	35.3	137	167	22%	106.3	57%
Larceny from Motor Vehicle	55	16	-71%	50.7	165	110	-33%	157.3	497	467	-6%	452.0	3%
All Other, Larceny	81	47	-42%	88.0	317	258	-19%	315.3	822	801	-3%	905.0	-11%
Total Property Crime	160	78	-51%	164.0	562	430	-23%	545.0	1567	1500	-4%	1565.7	-4%
Total Part I Crime	177	90	-49%	175.0	599	468	-22%	584.7	1692	1610	-5%	1692.3	-5%

Footnotes:

¹ Homicides, rapes, and aggravated assaults are reported by victim; motor vehicle thefts are reported by vehicle; all other offenses are reported by incident

² Homicide = 'MURDER/NONNEGLIGENT MANSLAUGHTER' & 'NEGLIGENT MANSLAUGHTER' only. **Excluded:** 'AUTO FATALITY, NEGLIGENT' & 'JUSTIFIABLE HOMICIDE'.

³ N/C indicates the percent change is Not Calculable; one cannot divide by zero

Generated on: Monday, October 24, 2022

Data Source: PistolDSS..vwIBRecords

*Data entry may not be complete for time period

WAVES

Weekly Analysis for VBPD Engagement & Strategies

3rd Precinct

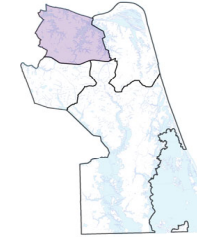
Chief of Police



Paul W. Neudigate



3rd Precinct Sworn Personnel as of 10/24/2022				
Gender	Race			
	White	Black	Other	
Male	89	71	12	6
% of Total	86%	80%	13%	7%
Female	15	13	1	1
% of Total	14%	87%	7%	7%
Total	104	84	13	7
% of Total	100%	81%	13%	7%



Captain



Jeffery E. Wilkerson

Crime Statistics for Period Ending 10/19/2022⁺

	28 Day				91 Day				YTD				
	09/22/2021 to 10/19/2021	09/22/2022 to 10/19/2022	% Change	3 Year Avg of 28 Days	07/21/2021 to 10/19/2021	07/21/2022 to 10/19/2022	% Change	3 Year Avg of 91 Days	2021 YTD Ending 10/19/2021	2022 YTD Ending 10/19/2022	% Change	3 Year YTD Avg	2022 YTD Compared to 3 Year YTD Avg
Violent Crime													
Homicide ²	0	0	0%	0.0	1	0	-100%	1.7	3	5	67%	5.0	0%
Rape	2	1	-50%	2.0	6	3	-50%	5.3	18	19	6%	18.0	6%
Robbery	9	9	0%	5.3	16	24	50%	15.7	46	55	20%	51.0	8%
Aggravated Assault	7	3	-57%	7.3	36	17	-53%	26.7	117	60	-49%	83.7	-28%
Total Violent Crime	18	13	-28%	14.7	59	44	-25%	49.3	184	139	-24%	157.7	-12%
Property Crime													
Commercial Burglary	1	0	-100%	0.7	8	15	88%	5.7	18	44	144%	46.0	-4%
Residential Burglary	5	7	40%	8.0	21	19	-10%	23.0	64	57	-11%	74.7	-24%
Motor Vehicle Theft	12	30	150%	19.0	83	104	25%	72.0	262	331	26%	220.0	50%
Larceny from Motor Vehicle	63	43	-32%	69.0	230	250	9%	218.7	703	900	28%	647.3	39%
All Other, Larceny	105	44	-58%	90.3	316	278	-12%	287.3	802	944	18%	905.3	4%
Total Property Crime	186	124	-33%	187.0	658	666	1%	606.7	1849	2276	23%	1893.3	20%
Total Part I Crime	204	137	-33%	201.7	717	710	-1%	656.0	2033	2415	19%	2051.0	18%

Footnotes:

¹ Homicides, rapes, and aggravated assaults are reported by victim; motor vehicle thefts are reported by vehicle; all other offenses are reported by incident

² Homicide = 'MURDER/NONNEGLIGENT MANSLAUGHTER' & 'NEGLIGENT MANSLAUGHTER' only. **Excluded:** 'AUTO FATALITY, NEGLIGENT' & 'JUSTIFIABLE HOMICIDE'.

³ N/C indicates the percent change is Not Calculable; one cannot divide by zero

Generated on: Monday, October 24, 2022

Data Source: PistolDSS..vwIBRrecords

*Data entry may not be complete for time period

WAVES

Weekly Analysis for VBPD Engagement & Strategies 4th Precinct

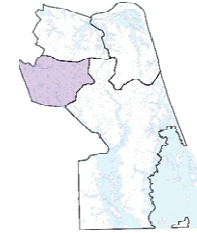
Chief of Police



Paul W. Neudigate



4th Precinct Sworn Personnel as of 10/24/2022				
Gender	Race			
	White	Black	Other	
Male	84	64	6	14
% of Total	80%	76%	7%	17%
Female	21	14	4	3
% of Total	20%	67%	19%	14%
Total	105	78	10	17
% of Total	100%	74%	10%	16%



Captain



Scott E. Wichtendahl

Crime Statistics for Period Ending 10/19/2022⁺

	28 Day				91 Day				YTD				
	09/22/2021 to 10/19/2021	09/22/2022 to 10/19/2022	% Change	3 Year Avg of 28 Days	07/21/2021 to 10/19/2021	07/21/2022 to 10/19/2022	% Change	3 Year Avg of 91 Days	2021 YTD Ending 10/19/2021	2022 YTD Ending 10/19/2022	% Change	3 Year YTD Avg	2022 YTD Compared to 3 Year YTD Avg
Violent Crime													
Homicide ²	0	1	N/C	0.0	0	1	N/C	0.3	3	6	100%	2.7	125%
Rape	1	1	0%	1.7	4	2	-50%	6.0	16	12	-25%	20.3	-41%
Robbery	3	2	-33%	3.0	5	13	160%	8.7	24	42	75%	29.3	43%
Aggravated Assault	7	1	-86%	5.3	15	11	-27%	13.3	48	42	-13%	47.0	-11%
Total Violent Crime	11	5	-55%	10.0	24	27	13%	28.3	91	102	12%	99.3	3%
Property Crime													
Commercial Burglary	3	0	-100%	4.3	9	4	-56%	9.0	16	31	94%	23.3	33%
Residential Burglary	6	11	83%	10.0	23	25	9%	25.7	49	66	35%	64.7	2%
Motor Vehicle Theft	26	13	-50%	24.0	63	67	6%	56.7	149	231	55%	142.0	63%
Larceny from Motor Vehicle	61	44	-28%	65.3	235	235	0%	236.3	645	771	20%	672.7	15%
All Other, Larceny	85	44	-48%	66.7	214	194	-9%	208.0	538	663	23%	629.0	5%
Total Property Crime	181	112	-38%	170.3	544	525	-3%	535.7	1397	1762	26%	1531.7	15%
Total Part I Crime	192	117	-39%	180.3	568	552	-3%	564.0	1488	1864	25%	1631.0	14%

Footnotes:

¹ Homicides, rapes, and aggravated assaults are reported by victim; motor vehicle thefts are reported by vehicle; all other offenses are reported by incident

² Homicide = 'MURDER/NONNEGLIGENT MANSLAUGHTER' & 'NEGLIGENT MANSLAUGHTER' only. **Excluded:** 'AUTO FATALITY, NEGLIGENT' & 'JUSTIFIABLE HOMICIDE'.

³ N/C indicates the percent change is Not Calculable; one cannot divide by zero

Generated on: Monday, October 24, 2022

Data Source: PistolDSS..vwIBRrecords

*Data entry may not be complete for time period