

# WAVES

## Weekly Analysis for VBPD Engagement & Strategies Citywide

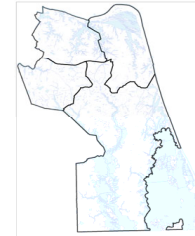
Chief of Police



Paul W. Neudigate



Citywide Sworn Personnel as of 10/19/2021					
Gender	Race				
	White	Black	Hispanic	Other	
Male	583	477	38	34	34
% of Total	84%	82%	7%	6%	6%
Female	113	96	8	3	6
% of Total	16%	85%	7%	3%	5%
Total	696	573	46	37	40
% of Total	100%	82%	7%	5%	6%



### Crime Statistics for Period Ending 10/13/2021<sup>+</sup>

	28 Day				91 Day				YTD				
	09/16/2020 to 10/13/2020	09/16/2021 to 10/13/2021	% Change	3 Year Avg of 28 Days	07/15/2020 to 10/13/2020	07/15/2021 to 10/13/2021	% Change	3 Year Avg of 91 Days	2020 YTD Ending 10/13/2020	2021 YTD Ending 10/13/2021	% Change	3 Year YTD Avg	2021 YTD Compared to 3 Year YTD Avg
<b>Violent Crime</b>													
Homicide <sup>2</sup>	2	0	-100%	1.7	5	2	-60%	3.7	15	10	-33%	17.0	-41%
Rape	10	9	-10%	8.3	22	21	-5%	24.3	72	59	-18%	75.3	-22%
Robbery	11	15	36%	15.0	37	34	-8%	43.7	108	120	11%	136.3	-12%
Aggravated Assault	22	23	5%	16.3	88	81	-8%	77.0	249	259	4%	245.0	6%
<b>Total Violent Crime</b>	<b>45</b>	<b>47</b>	<b>4%</b>	<b>41.3</b>	<b>152</b>	<b>138</b>	<b>-9%</b>	<b>148.7</b>	<b>444</b>	<b>448</b>	<b>1%</b>	<b>473.7</b>	<b>-5%</b>
<b>Property Crime</b>													
Commercial Burglary	11	8	-27%	12.7	29	30	3%	39.7	189	81	-57%	132.3	-39%
Residential Burglary	30	24	-20%	39.7	78	80	3%	100.0	228	220	-4%	292.0	-25%
Motor Vehicle Theft	68	56	-18%	65.0	184	228	24%	183.7	512	622	21%	497.3	25%
Larceny from Motor Vehicle	236	233	-1%	230.3	642	739	15%	747.0	1817	2144	18%	2079.0	3%
All Other, Larceny	268	308	15%	303.7	882	962	9%	1017.7	2837	2540	-10%	3165.7	-20%
<b>Total Property Crime</b>	<b>613</b>	<b>629</b>	<b>3%</b>	<b>651.3</b>	<b>1815</b>	<b>2039</b>	<b>12%</b>	<b>2088.0</b>	<b>5583</b>	<b>5607</b>	<b>0%</b>	<b>6166.3</b>	<b>-9%</b>
<b>Total Part I Crime</b>	<b>658</b>	<b>676</b>	<b>3%</b>	<b>692.7</b>	<b>1967</b>	<b>2177</b>	<b>11%</b>	<b>2236.7</b>	<b>6027</b>	<b>6055</b>	<b>0%</b>	<b>6640.0</b>	<b>-9%</b>

**Footnotes:**

<sup>1</sup> Homicides, rapes, and aggravated assaults are reported by victim; motor vehicle thefts are reported by vehicle; all other offenses are reported by incident

<sup>2</sup> Homicide = 'MURDER/NONNEGLIGENT MANSLAUGHTER' & 'NEGLIGENT MANSLAUGHTER' only. **Excluded:** 'AUTO FATALITY, NEGLIGENT' & 'JUSTIFIABLE HOMICIDE'

<sup>3</sup> N/C indicates the percent change is Not Calculable; one cannot divide by zero

Generated on: Tuesday, October 19, 2021

Data Source: PistolDSS..vwIBRecords

\*Data entry may not be complete for time period

# WAVES

## Weekly Analysis for VBPD Engagement & Strategies

### 1st Precinct

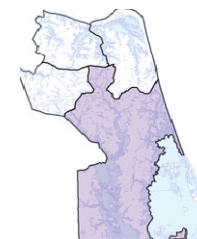
Chief of Police



Paul W. Neudigate



1st Precinct Sworn Personnel as of 10/19/2021					
Gender		Race			
		White	Black	Hispanic	Other
Male	80	62	6	7	5
% of Total	83%	78%	8%	9%	6%
Female	16	15	0	0	1
% of Total	17%	94%	0%	0%	6%
Total	96	77	6	7	6
% of Total	100%	80%	6%	7%	6%



Captain



Marcie R. Fox

### Crime Statistics for Period Ending 10/13/2021<sup>+</sup>

	28 Day				91 Day				YTD				
	09/16/2020 to 10/13/2020	09/16/2021 to 10/13/2021	% Change	3 Year Avg of 28 Days	07/15/2020 to 10/13/2020	07/15/2021 to 10/13/2021	% Change	3 Year Avg of 91 Days	2020 YTD Ending 10/13/2020	2021 YTD Ending 10/13/2021	% Change	3 Year YTD Avg	2021 YTD Compared to 3 Year YTD Avg
<b>Violent Crime</b>													
Homicide <sup>2</sup>	1	0	-100%	0.3	2	1	-50%	0.7	2	2	0%	6.3	-68%
Rape	1	1	0%	1.7	2	5	150%	4.0	15	12	-20%	16.7	-28%
Robbery	2	1	-50%	1.7	5	3	-40%	6.3	15	18	20%	21.7	-17%
Aggravated Assault	6	7	17%	3.3	14	15	7%	14.7	44	41	-7%	48.3	-15%
<b>Total Violent Crime</b>	<b>10</b>	<b>9</b>	<b>-10%</b>	<b>7.0</b>	<b>23</b>	<b>24</b>	<b>4%</b>	<b>25.7</b>	<b>76</b>	<b>73</b>	<b>-4%</b>	<b>93.0</b>	<b>-22%</b>
<b>Property Crime</b>													
Commercial Burglary	1	2	100%	2.0	4	3	-25%	8.3	21	17	-19%	25.3	-33%
Residential Burglary	5	6	20%	7.0	15	13	-13%	18.3	46	32	-30%	61.3	-48%
Motor Vehicle Theft	9	14	56%	12.3	25	41	64%	32.3	67	89	33%	82.0	9%
Larceny from Motor Vehicle	37	41	11%	40.3	87	111	28%	124.3	280	349	25%	333.7	5%
All Other, Larceny	58	48	-17%	60.7	141	149	6%	191.3	488	457	-6%	626.7	-27%
<b>Total Property Crime</b>	<b>110</b>	<b>111</b>	<b>1%</b>	<b>122.3</b>	<b>272</b>	<b>317</b>	<b>17%</b>	<b>374.7</b>	<b>902</b>	<b>944</b>	<b>5%</b>	<b>1129.0</b>	<b>-16%</b>
<b>Total Part I Crime</b>	<b>120</b>	<b>120</b>	<b>0%</b>	<b>129.3</b>	<b>295</b>	<b>341</b>	<b>16%</b>	<b>400.3</b>	<b>978</b>	<b>1017</b>	<b>4%</b>	<b>1222.0</b>	<b>-17%</b>

**Footnotes:**

<sup>1</sup> Homicides, rapes, and aggravated assaults are reported by victim; motor vehicle thefts are reported by vehicle; all other offenses are reported by incident

<sup>2</sup> Homicide = 'MURDER/NONNEGLIGENT MANSLAUGHTER' & 'NEGLIGENT MANSLAUGHTER' only. **Excluded:** 'AUTO FATALITY, NEGLIGENT' & 'JUSTIFIABLE HOMICIDE'.

<sup>3</sup> N/C indicates the percent change is Not Calculable; one cannot divide by zero

Generated on: Tuesday, October 19, 2021

Data Source: PistolDSS..vwIBRrecords

\*Data entry may not be complete for time period

# WAVES

## Weekly Analysis for VBPD Engagement & Strategies

### 2nd Precinct

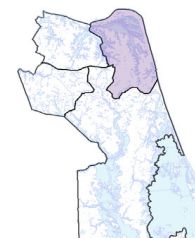
Chief of Police



Paul W. Neudigate



2nd Precinct Sworn Personnel as of 10/19/2021					
Gender	Race				
	White	Black	Hispanic	Other	
Male	96	86	3	5	2
% of Total	84%	90%	3%	5%	2%
Female	18	13	2	1	2
% of Total	16%	72%	11%	6%	11%
<b>Total</b>	<b>114</b>	<b>99</b>	<b>5</b>	<b>6</b>	<b>4</b>
% of Total	100%	87%	4%	5%	4%



Captain



Harry I. McBrien

### Crime Statistics for Period Ending 10/13/2021<sup>+</sup>

	28 Day				91 Day				YTD				
	09/16/2020 to 10/13/2020	09/16/2021 to 10/13/2021	% Change	3 Year Avg of 28 Days	07/15/2020 to 10/13/2020	07/15/2021 to 10/13/2021	% Change	3 Year Avg of 91 Days	2020 YTD Ending 10/13/2020	2021 YTD Ending 10/13/2021	% Change	3 Year YTD Avg	2021 YTD Compared to 3 Year YTD Avg
<b>Violent Crime</b>													
Homicide <sup>2</sup>	0	0	0%	0.3	1	0	-100%	1.0	2	2	0%	2.7	-25%
Rape	0	3	N/C	1.7	4	5	25%	7.3	16	17	6%	20.0	-15%
Robbery	4	5	25%	3.7	9	11	22%	10.3	23	36	57%	31.0	16%
Aggravated Assault	8	4	-50%	4.0	34	15	-56%	28.0	94	55	-41%	84.0	-35%
<b>Total Violent Crime</b>	<b>12</b>	<b>12</b>	<b>0%</b>	<b>9.7</b>	<b>48</b>	<b>31</b>	<b>-35%</b>	<b>46.7</b>	<b>135</b>	<b>110</b>	<b>-19%</b>	<b>137.7</b>	<b>-20%</b>
<b>Property Crime</b>													
Commercial Burglary	0	4	N/C	5.0	4	13	225%	9.7	38	33	-13%	28.3	16%
Residential Burglary	7	4	-43%	9.3	23	23	0%	26.0	58	76	31%	69.0	10%
Motor Vehicle Theft	11	13	18%	9.7	37	45	22%	32.3	98	136	39%	96.0	42%
Larceny from Motor Vehicle	53	54	2%	44.7	177	162	-8%	151.3	448	482	8%	422.7	14%
All Other, Larceny	96	87	-9%	93.0	330	309	-6%	331.3	877	793	-10%	932.3	-15%
<b>Total Property Crime</b>	<b>167</b>	<b>162</b>	<b>-3%</b>	<b>161.7</b>	<b>571</b>	<b>552</b>	<b>-3%</b>	<b>550.7</b>	<b>1519</b>	<b>1520</b>	<b>0%</b>	<b>1548.3</b>	<b>-2%</b>
<b>Total Part I Crime</b>	<b>179</b>	<b>174</b>	<b>-3%</b>	<b>171.3</b>	<b>619</b>	<b>583</b>	<b>-6%</b>	<b>597.3</b>	<b>1654</b>	<b>1630</b>	<b>-1%</b>	<b>1686.0</b>	<b>-3%</b>

**Footnotes:**

<sup>1</sup> Homicides, rapes, and aggravated assaults are reported by victim; motor vehicle thefts are reported by vehicle; all other offenses are reported by incident

<sup>2</sup> Homicide = 'MURDER/NONNEGLIGENT MANSLAUGHTER' & 'NEGLIGENT MANSLAUGHTER' only. **Excluded:** 'AUTO FATALITY, NEGLIGENT' & 'JUSTIFIABLE HOMICIDE'.

<sup>3</sup> N/C indicates the percent change is Not Calculable; one cannot divide by zero

Generated on: Tuesday, October 19, 2021

Data Source: PistolDSS.vwIBRrecords

\*Data entry may not be complete for time period

# WAVES

## Weekly Analysis for VBPD Engagement & Strategies

### 3rd Precinct

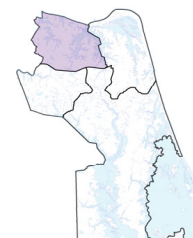
Chief of Police



Paul W. Neudigate



3rd Precinct Sworn Personnel as of 10/19/2021					
Gender		Race			
		White	Black	Hispanic	Other
Male	89	65	9	9	6
% of Total	86%	73%	10%	10%	7%
Female	14	13	1	0	0
% of Total	14%	93%	7%	0%	0%
Total	103	78	10	9	6
% of Total	100%	76%	10%	9%	6%



Captain



Jeffery E. Wilkerson

### Crime Statistics for Period Ending 10/13/2021<sup>+</sup>

	28 Day				91 Day				YTD				
	09/16/2020 to 10/13/2020	09/16/2021 to 10/13/2021	% Change	3 Year Avg of 28 Days	07/15/2020 to 10/13/2020	07/15/2021 to 10/13/2021	% Change	3 Year Avg of 91 Days	2020 YTD Ending 10/13/2020	2021 YTD Ending 10/13/2021	% Change	3 Year YTD Avg	2021 YTD Compared to 3 Year YTD Avg
<b>Violent Crime</b>													
Homicide <sup>2</sup>	1	0	-100%	0.7	1	1	0%	1.3	7	3	-57%	5.3	-44%
Rape	3	5	67%	2.0	8	8	0%	5.7	20	15	-25%	18.0	-17%
Robbery	3	7	133%	4.7	15	15	0%	15.0	44	43	-2%	49.0	-12%
Aggravated Assault	7	8	14%	5.7	26	38	46%	21.7	66	118	79%	67.3	75%
<b>Total Violent Crime</b>	<b>14</b>	<b>20</b>	<b>43%</b>	<b>13.0</b>	<b>50</b>	<b>62</b>	<b>24%</b>	<b>43.7</b>	<b>137</b>	<b>179</b>	<b>31%</b>	<b>139.7</b>	<b>28%</b>
<b>Property Crime</b>													
Commercial Burglary	2	1	-50%	2.0	9	8	-11%	12.7	90	18	-80%	53.0	-66%
Residential Burglary	8	3	-63%	10.7	16	18	13%	29.0	70	61	-13%	82.3	-26%
Motor Vehicle Theft	25	13	-48%	21.3	72	84	17%	65.0	211	257	22%	178.7	44%
Larceny from Motor Vehicle	82	80	-2%	64.7	204	239	17%	217.7	581	693	19%	617.3	12%
All Other, Larceny	65	101	55%	84.3	233	308	32%	272.7	888	780	-12%	917.7	-15%
<b>Total Property Crime</b>	<b>182</b>	<b>198</b>	<b>9%</b>	<b>183.0</b>	<b>534</b>	<b>657</b>	<b>23%</b>	<b>597.0</b>	<b>1840</b>	<b>1809</b>	<b>-2%</b>	<b>1849.0</b>	<b>-2%</b>
<b>Total Part I Crime</b>	<b>196</b>	<b>218</b>	<b>11%</b>	<b>196.0</b>	<b>584</b>	<b>719</b>	<b>23%</b>	<b>640.7</b>	<b>1977</b>	<b>1988</b>	<b>1%</b>	<b>1988.7</b>	<b>0%</b>

**Footnotes:**

<sup>1</sup> Homicides, rapes, and aggravated assaults are reported by victim; motor vehicle thefts are reported by vehicle; all other offenses are reported by incident

<sup>2</sup> Homicide = 'MURDER/NONNEGLIGENT MANSLAUGHTER' & 'NEGLIGENT MANSLAUGHTER' only. **Excluded:** 'AUTO FATALITY, NEGLIGENT' & 'JUSTIFIABLE HOMICIDE'.

<sup>3</sup> N/C indicates the percent change is Not Calculable; one cannot divide by zero

Generated on: Tuesday, October 19, 2021

Data Source: PistolDSS..vwIBRrecords

\*Data entry may not be complete for time period

# WAVES

## Weekly Analysis for VBPD Engagement & Strategies 4th Precinct

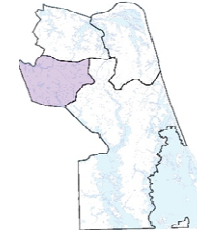
Chief of Police



Paul W. Neudigate



4th Precinct Sworn Personnel as of 10/19/2021					
Gender	Race				
	White	Black	Hispanic	Other	
Male	91	68	7	6	10
% of Total	88%	75%	8%	7%	11%
Female	13	9	1	2	1
% of Total	13%	69%	8%	15%	8%
Total	104	77	8	8	11
% of Total	100%	74%	8%	8%	11%



Captain



Scott E. Wichtendahl

### Crime Statistics for Period Ending 10/13/2021<sup>+</sup>

	28 Day				91 Day				YTD				
	09/16/2020 to 10/13/2020	09/16/2021 to 10/13/2021	% Change	3 Year Avg of 28 Days	07/15/2020 to 10/13/2020	07/15/2021 to 10/13/2021	% Change	3 Year Avg of 91 Days	2020 YTD Ending 10/13/2020	2021 YTD Ending 10/13/2021	% Change	3 Year YTD Avg	2021 YTD Compared to 3 Year YTD Avg
<b>Violent Crime</b>													
Homicide <sup>2</sup>	0	0	0%	0.3	1	0	-100%	0.7	4	3	-25%	2.7	13%
Rape	6	0	-100%	3.0	8	3	-63%	7.3	21	15	-29%	20.7	-27%
Robbery	2	2	0%	5.0	8	5	-38%	12.0	26	23	-12%	34.7	-34%
Aggravated Assault	1	4	300%	3.3	14	13	-7%	12.7	45	45	0%	45.3	-1%
<b>Total Violent Crime</b>	<b>9</b>	<b>6</b>	<b>-33%</b>	<b>11.7</b>	<b>31</b>	<b>21</b>	<b>-32%</b>	<b>32.7</b>	<b>96</b>	<b>86</b>	<b>-10%</b>	<b>103.3</b>	<b>-17%</b>
<b>Property Crime</b>													
Commercial Burglary	8	1	-88%	3.7	12	6	-50%	9.0	40	13	-68%	25.7	-49%
Residential Burglary	10	11	10%	12.7	24	26	8%	26.7	54	51	-6%	79.3	-36%
Motor Vehicle Theft	23	16	-30%	21.7	50	58	16%	54.0	136	140	3%	140.7	0%
Larceny from Motor Vehicle	64	58	-9%	80.7	174	227	30%	253.7	508	620	22%	705.3	-12%
All Other, Larceny	49	72	47%	65.7	178	196	10%	222.3	584	510	-13%	689.0	-26%
<b>Total Property Crime</b>	<b>154</b>	<b>158</b>	<b>3%</b>	<b>184.3</b>	<b>438</b>	<b>513</b>	<b>17%</b>	<b>565.7</b>	<b>1322</b>	<b>1334</b>	<b>1%</b>	<b>1640.0</b>	<b>-19%</b>
<b>Total Part I Crime</b>	<b>163</b>	<b>164</b>	<b>1%</b>	<b>196.0</b>	<b>469</b>	<b>534</b>	<b>14%</b>	<b>598.3</b>	<b>1418</b>	<b>1420</b>	<b>0%</b>	<b>1743.3</b>	<b>-19%</b>

**Footnotes:**

<sup>1</sup> Homicides, rapes, and aggravated assaults are reported by victim; motor vehicle thefts are reported by vehicle; all other offenses are reported by incident

<sup>2</sup> Homicide = 'MURDER/NONNEGLIGENT MANSLAUGHTER' & 'NEGLIGENT MANSLAUGHTER' only. **Excluded:** 'AUTO FATALITY, NEGLIGENT' & 'JUSTIFIABLE HOMICIDE'.

<sup>3</sup> N/C indicates the percent change is Not Calculable; one cannot divide by zero

Generated on: Tuesday, October 19, 2021

Data Source: PistolDSS..vwIBRrecords

\*Data entry may not be complete for time period