

WAVES

Weekly Analysis for VBPD Engagement & Strategies

Citywide

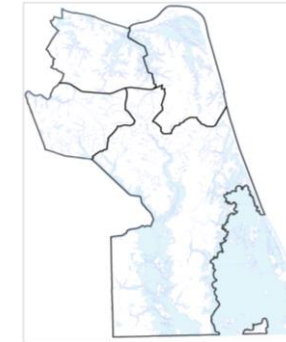
Chief of Police



Paul W. Neudigate



Citywide Sworn Personnel as of 10/17/2022				
Gender		Race		
		White	Black	Other
Male	589	503	41	45
	% of Total	83%	7%	8%
Female	122	103	10	9
	% of Total	17%	8%	7%
Total	711	606	51	54
	% of Total	100%	85%	7%



Crime Statistics for Period Ending 10/12/2022*

	28 Day				91 Day				YTD				
	09/15/2021 to 10/12/2021	09/15/2022 to 10/12/2022	% Change	3 Year Avg of 28 Days	07/14/2021 to 10/12/2021	07/14/2022 to 10/12/2022	% Change	3 Year Avg of 91 Days	2021 YTD Ending 10/12/2021	2022 YTD Ending 10/12/2022	% Change	3 Year YTD Avg	2022 YTD Compared to 3 Year YTD Avg
Violent Crime													
Homicide ²	0	1	N/C	1.3	2	4	100%	3.7	10	17	70%	16.7	2%
Rape	14	7	-50%	10.0	27	20	-26%	22.7	71	62	-13%	71.0	-13%
Robbery	16	13	-19%	12.0	35	59	69%	40.3	120	152	27%	127.3	19%
Aggravated Assault	26	16	-38%	20.7	81	57	-30%	77.0	264	178	-33%	243.0	-27%
Total Violent Crime	56	37	-34%	44.0	145	140	-3%	143.7	465	409	-12%	458.0	-11%
Property Crime													
Commercial Burglary	9	11	22%	15.0	32	37	16%	34.0	83	121	46%	127.7	-5%
Residential Burglary	23	22	-4%	30.3	78	72	-8%	84.0	216	192	-11%	244.7	-22%
Motor Vehicle Theft	57	61	7%	62.7	229	237	3%	196.3	620	811	31%	536.7	51%
Larceny from Motor Vehicle	241	103	-57%	237.0	754	762	1%	747.3	2154	2551	18%	2081.3	23%
All Other, Larceny	326	145	-56%	303.3	981	868	-12%	978.7	2565	2882	12%	2921.7	-1%
Total Property Crime	656	342	-48%	648.3	2074	1976	-5%	2040.3	5638	6557	16%	5912.0	11%
Total Part I Crime	712	379	-47%	692.3	2219	2116	-5%	2184.0	6103	6966	14%	6370.0	9%

Footnotes:

¹ Homicides, rapes, and aggravated assaults are reported by victim; motor vehicle thefts are reported by vehicle; all other offenses are reported by incident

² Homicide = 'MURDER/NONNEGLIGENT MANSLAUGHTER' & 'NEGLIGENT MANSLAUGHTER' only. **Excluded:** 'AUTO FATALITY, NEGLIGENT' & 'JUSTIFIABLE HOMICIDE'.

³ N/C indicates the percent change is Not Calculable; one cannot divide by zero

Generated on: Monday, October 17, 2022

Data Source: PistolDSS..vwIBRrecords

*Data entry may not be complete for time period

WAVES

Weekly Analysis for VBPD Engagement & Strategies

1st Precinct

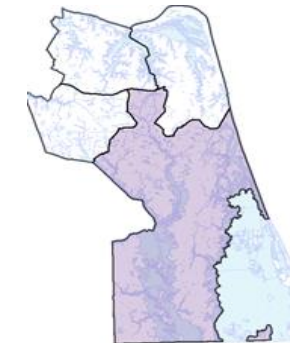
Chief of Police




Paul W. Neudigate



1st Precinct Sworn Personnel as of 10/17/2022				
Gender		Race		
		White	Black	Other
Male	81	65	7	9
% of Total	83%	80%	9%	11%
Female	17	16	1	0
% of Total	17%	94%	6%	0%
Total	98	81	8	9
% of Total	100%	83%	8%	9%



Captain



Marcie R. Fox

Crime Statistics for Period Ending 10/12/2022*

	28 Day				91 Day				YTD				
	09/15/2021 to 10/12/2021	09/15/2022 to 10/12/2022	% Change	3 Year Avg of 28 Days	07/14/2021 to 10/12/2021	07/14/2022 to 10/12/2022	% Change	3 Year Avg of 91 Days	2021 YTD Ending 10/12/2021	2022 YTD Ending 10/12/2022	% Change	3 Year YTD Avg	2022 YTD Compared to 3 Year YTD Avg
Violent Crime													
Homicide ²	0	0	0%	0.3	1	0	-100%	1.0	2	1	-50%	6.3	-84%
Rape	4	1	-75%	2.0	9	3	-67%	4.7	18	13	-28%	15.0	-13%
Robbery	1	1	0%	1.3	3	7	133%	5.3	18	18	0%	18.0	0%
Aggravated Assault	7	2	-71%	5.3	13	10	-23%	15.0	39	30	-23%	45.3	-34%
Total Violent Crime	12	4	-67%	9.0	26	20	-23%	26.0	77	62	-19%	84.7	-27%
Property Crime													
Commercial Burglary	2	2	0%	2.3	3	5	67%	5.3	17	23	35%	22.7	1%
Residential Burglary	6	4	-33%	5.3	13	18	38%	15.7	32	33	3%	47.0	-30%
Motor Vehicle Theft	12	6	-50%	11.3	40	29	-28%	32.3	88	94	7%	83.3	13%
Larceny from Motor Vehicle	43	20	-53%	41.0	113	156	38%	123.3	352	473	34%	348.3	36%
All Other, Larceny	52	28	-46%	55.7	149	170	14%	167.3	461	566	23%	540.3	5%
Total Property Crime	115	60	-48%	115.7	318	378	19%	344.0	950	1189	25%	1041.7	14%
Total Part I Crime	127	64	-50%	124.7	344	398	16%	370.0	1027	1251	22%	1126.3	11%

Footnotes:

¹ Homicides, rapes, and aggravated assaults are reported by victim; motor vehicle thefts are reported by vehicle; all other offenses are reported by incident

² Homicide = 'MURDER/NONNEGLIGENT MANSLAUGHTER' & 'NEGLIGENT MANSLAUGHTER' only. **Excluded:** 'AUTO FATALITY, NEGLIGENT' & 'JUSTIFIABLE HOMICIDE'.

³ N/C indicates the percent change is Not Calculable; one cannot divide by zero

Generated on: Monday, October 17, 2022

Data Source: PistolDSS..vwIBRrecords

*Data entry may not be complete for time period

WAVES

Weekly Analysis for VBPD Engagement & Strategies

2nd Precinct

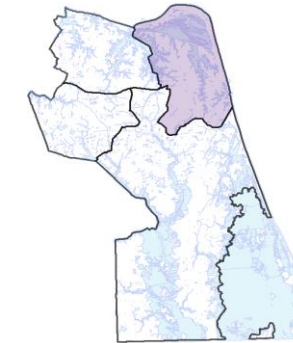
Chief of Police



Paul W. Neudigate



2nd Precinct Sworn Personnel as of 10/17/2022				
Gender		Race		
		White	Black	Other
Male	106	93	7	6
	% of Total	86%	7%	6%
Female	17	13	1	3
	% of Total	76%	6%	18%
Total	123	106	8	9
	% of Total	86%	7%	7%



Captain



Harry I. McBrien

Crime Statistics for Period Ending 10/12/2022*

	28 Day				91 Day				YTD				
	09/15/2021 to 10/12/2021	09/15/2022 to 10/12/2022	% Change	3 Year Avg of 28 Days	07/14/2021 to 10/12/2021	07/14/2022 to 10/12/2022	% Change	3 Year Avg of 91 Days	2021 YTD Ending 10/12/2021	2022 YTD Ending 10/12/2022	% Change	3 Year YTD Avg	2022 YTD Compared to 3 Year YTD Avg
Violent Crime													
Homicide ²	0	0	0%	0.3	0	2	N/C	0.7	2	5	150%	2.7	88%
Rape	4	3	-25%	2.3	6	8	33%	6.3	19	18	-5%	18.0	0%
Robbery	6	3	-50%	3.7	12	14	17%	10.7	35	38	9%	31.3	21%
Aggravated Assault	6	4	-33%	5.0	17	15	-12%	22.3	64	46	-28%	71.0	-35%
Total Violent Crime	16	10	-38%	11.3	35	39	11%	40.0	120	107	-11%	123.0	-13%
Property Crime													
Commercial Burglary	4	4	0%	6.3	13	11	-15%	13.0	33	23	-30%	36.0	-36%
Residential Burglary	4	3	-25%	8.3	22	15	-32%	24.0	74	42	-43%	64.3	-35%
Motor Vehicle Theft	15	13	-13%	11.0	46	43	-7%	34.7	135	165	22%	102.3	61%
Larceny from Motor Vehicle	58	21	-64%	51.3	163	117	-28%	157.3	484	459	-5%	439.0	5%
All Other, Larceny	92	39	-58%	93.7	312	256	-18%	320.3	801	774	-3%	885.0	-13%
Total Property Crime	173	80	-54%	170.7	556	442	-21%	549.3	1527	1463	-4%	1526.7	-4%
Total Part I Crime	189	90	-52%	182.0	591	481	-19%	589.3	1647	1570	-5%	1649.7	-5%

Footnotes:

¹ Homicides, rapes, and aggravated assaults are reported by victim; motor vehicle thefts are reported by vehicle; all other offenses are reported by incident

² Homicide = 'MURDER/NONNEGLIGENT MANSLAUGHTER' & 'NEGLIGENT MANSLAUGHTER' only. **Excluded:** 'AUTO FATALITY, NEGLIGENT' & 'JUSTIFIABLE HOMICIDE'.

³ N/C indicates the percent change is Not Calculable; one cannot divide by zero

Generated on: Monday, October 17, 2022

Data Source: PistolDSS..vwIBRrecords

*Data entry may not be complete for time period

WAVES

Weekly Analysis for VBPD Engagement & Strategies

3rd Precinct

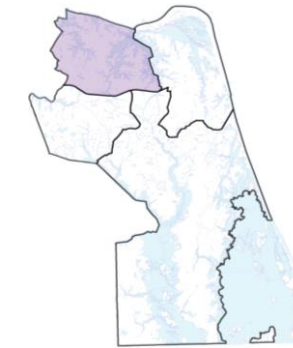
Chief of Police



Paul W. Neudigate



3rd Precinct Sworn Personnel as of 10/17/2022				
Gender		Race		
		White	Black	Other
Male	91	73	12	6
	% of Total	86%	13%	7%
Female	15	13	1	1
	% of Total	87%	7%	7%
Total	106	86	13	7
	% of Total	81%	12%	7%



Captain



Jeffery E. Wilkerson

Crime Statistics for Period Ending 10/12/2022*

	28 Day				91 Day				YTD				
	09/15/2021 to 10/12/2021	09/15/2022 to 10/12/2022	% Change	3 Year Avg of 28 Days	07/14/2021 to 10/12/2021	07/14/2022 to 10/12/2022	% Change	3 Year Avg of 91 Days	2021 YTD Ending 10/12/2021	2022 YTD Ending 10/12/2022	% Change	3 Year YTD Avg	2022 YTD Compared to 3 Year YTD Avg
Violent Crime													
Homicide ²	0	0	0%	0.7	1	1	0%	1.7	3	5	67%	5.0	0%
Rape	4	2	-50%	2.7	7	5	-29%	5.3	18	19	6%	17.7	8%
Robbery	7	9	29%	4.7	15	25	67%	16.0	44	55	25%	49.7	11%
Aggravated Assault	9	6	-33%	6.3	38	20	-47%	26.3	116	60	-48%	81.3	-26%
Total Violent Crime	20	17	-15%	14.3	61	51	-16%	49.3	181	139	-23%	153.7	-10%
Property Crime													
Commercial Burglary	1	3	200%	1.7	8	17	113%	7.0	18	44	144%	46.0	-4%
Residential Burglary	3	7	133%	6.7	18	17	-6%	20.7	61	54	-11%	71.3	-24%
Motor Vehicle Theft	14	30	114%	19.7	85	100	18%	74.7	259	324	25%	215.3	50%
Larceny from Motor Vehicle	80	31	-61%	73.0	248	255	3%	225.7	693	874	26%	633.7	38%
All Other, Larceny	104	44	-58%	90.3	318	273	-14%	289.0	785	914	16%	885.7	3%
Total Property Crime	202	115	-43%	191.3	677	662	-2%	617.0	1816	2210	22%	1852.0	19%
Total Part I Crime	222	132	-41%	205.7	738	713	-3%	666.3	1997	2349	18%	2005.7	17%

Footnotes:

¹ Homicides, rapes, and aggravated assaults are reported by victim; motor vehicle thefts are reported by vehicle; all other offenses are reported by incident

² Homicide = 'MURDER/NONNEGLIGENT MANSLAUGHTER' & 'NEGLIGENT MANSLAUGHTER' only. **Excluded:** 'AUTO FATALITY, NEGLIGENT' & 'JUSTIFIABLE HOMICIDE'.

³ N/C indicates the percent change is Not Calculable; one cannot divide by zero

Generated on: Monday, October 17, 2022

Data Source: PistolDSS..vwIBRrecords

*Data entry may not be complete for time period

WAVES

Weekly Analysis for VBPD Engagement & Strategies

4th Precinct

Chief of Police



Paul W. Neudigate



4th Precinct Sworn Personnel as of 10/17/2022				
Gender		Race		
		White	Black	Other
Male	85	65	6	14
% of Total	80%	76%	7%	16%
Female	21	14	4	3
% of Total	20%	67%	19%	14%
Total	106	79	10	17
% of Total	100%	75%	9%	16%



Captain



Scott E. Wichtendahl

Crime Statistics for Period Ending 10/12/2022*

	28 Day				91 Day				YTD				
	09/15/2021 to 10/12/2021	09/15/2022 to 10/12/2022	% Change	3 Year Avg of 28 Days	07/14/2021 to 10/12/2021	07/14/2022 to 10/12/2022	% Change	3 Year Avg of 91 Days	2021 YTD Ending 10/12/2021	2022 YTD Ending 10/12/2022	% Change	3 Year YTD Avg	2022 YTD Compared to 3 Year YTD Avg
Violent Crime													
Homicide ²	0	1	N/C	0.0	0	1	N/C	0.3	3	6	100%	2.7	125%
Rape	2	1	-50%	3.0	5	4	-20%	6.3	16	12	-25%	20.3	-41%
Robbery	2	0	-100%	2.3	5	13	160%	8.3	23	41	78%	28.3	45%
Aggravated Assault	4	4	0%	4.0	13	12	-8%	13.3	45	42	-7%	45.3	-7%
Total Violent Crime	8	6	-25%	9.3	23	30	30%	28.3	87	101	16%	96.7	4%
Property Crime													
Commercial Burglary	2	2	0%	4.7	8	4	-50%	8.7	15	31	107%	23.0	35%
Residential Burglary	10	8	-20%	10.0	25	22	-12%	23.7	49	63	29%	62.0	2%
Motor Vehicle Theft	16	12	-25%	20.7	58	65	12%	54.7	138	228	65%	135.7	68%
Larceny from Motor Vehicle	60	31	-48%	71.7	230	234	2%	241.0	625	745	19%	660.3	13%
All Other, Larceny	78	34	-56%	63.7	202	169	-16%	202.0	518	628	21%	610.7	3%
Total Property Crime	166	87	-48%	170.7	523	494	-6%	530.0	1345	1695	26%	1491.7	14%
Total Part I Crime	174	93	-47%	180.0	546	524	-4%	558.3	1432	1796	25%	1588.3	13%

Footnotes:

¹ Homicides, rapes, and aggravated assaults are reported by victim; motor vehicle thefts are reported by vehicle; all other offenses are reported by incident

² Homicide = 'MURDER/NONNEGLIGENT MANSLAUGHTER' & 'NEGLIGENT MANSLAUGHTER' only. Excluded: 'AUTO FATALITY, NEGLIGENT' & 'JUSTIFIABLE HOMICIDE'.

³ N/C indicates the percent change is Not Calculable; one cannot divide by zero

Generated on: Monday, October 17, 2022

Data Source: PistolDSS..vwIBRrecords

*Data entry may not be complete for time period