

WAVES

Weekly Analysis for VBPD Engagement & Strategies Citywide

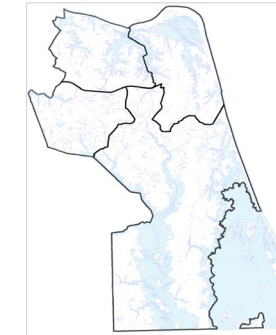
Chief of Police



Paul W. Neudigate



Gender		Race		
		White	Black	Other
Male	588	502	41	45
	% of Total	83%	7%	8%
Female	122	103	10	9
	% of Total	17%	8%	7%
Total	710	605	51	54
	% of Total	100%	85%	7%



Crime Statistics for Period Ending 09/28/2022⁺

	28 Day				91 Day				YTD				
	09/01/2021 to 09/28/2021	09/01/2022 to 09/28/2022	% Change	3 Year Avg of 28 Days	06/30/2021 to 09/28/2021	06/30/2022 to 09/28/2022	% Change	3 Year Avg of 91 Days	2021 YTD Ending 09/28/2021	2022 YTD Ending 09/28/2022	% Change	3 Year YTD Avg	2022 YTD Compared to 3 Year YTD Avg
Violent Crime													
Homicide ²	0	0	0%	1.3	2	3	50%	3.7	10	16	60%	16.0	0%
Rape	12	3	-75%	9.0	25	18	-28%	22.0	66	56	-15%	66.7	-16%
Robbery	12	15	25%	10.7	31	63	103%	39.3	111	145	31%	120.3	20%
Aggravated Assault	25	20	-20%	24.7	87	63	-28%	83.0	254	172	-32%	233.0	-26%
Total Violent Crime	49	38	-22%	45.7	145	147	1%	148.0	441	389	-12%	436.0	-11%
Property Crime													
Commercial Burglary	3	18	500%	10.0	30	43	43%	32.0	75	122	63%	119.7	2%
Residential Burglary	26	26	0%	31.0	78	70	-10%	78.0	207	183	-12%	231.3	-21%
Motor Vehicle Theft	57	76	33%	56.3	227	269	19%	191.7	583	784	34%	504.3	55%
Larceny from Motor Vehicle	240	150	-38%	222.0	755	884	17%	742.3	2041	2477	21%	1962.3	26%
All Other, Larceny	312	210	-33%	299.7	958	929	-3%	1005.7	2398	2782	16%	2771.0	0%
Total Property Crime	638	480	-25%	619.0	2048	2195	7%	2049.7	5304	6348	20%	5588.7	14%
Total Part I Crime	687	518	-25%	664.7	2193	2342	7%	2197.7	5745	6737	17%	6024.7	12%

Footnotes:

¹ Homicides, rapes, and aggravated assaults are reported by victim; motor vehicle thefts are reported by vehicle; all other offenses are reported by incident

² Homicide = 'MURDER/NONNEGLIGENT MANSLAUGHTER' & 'NEGLIGENT MANSLAUGHTER' only. **Excluded:** 'AUTO FATALITY, NEGLIGENT' & 'JUSTIFIABLE HOMICIDE'.

³ N/C indicates the percent change is Not Calculable; one cannot divide by zero

Generated on: Monday, October 3, 2022

Data Source: PistoIDSS..vwIBRrecords

*Data entry may not be complete for time period

WAVES

Weekly Analysis for VBPD Engagement & Strategies 1st Precinct

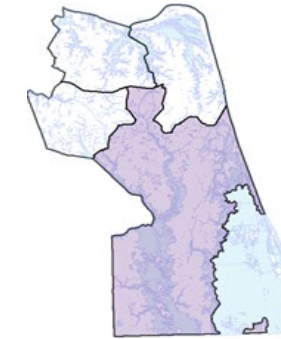
Chief of Police




Paul W. Neudigate



1st Precinct Sworn Personnel as of 10/03/2022				
Gender		Race		
		White	Black	Other
Male	80	65	7	8
	% of Total	82%	9%	10%
Female	17	15	2	0
	% of Total	18%	12%	0%
Total	97	80	9	8
	% of Total	100%	82%	8%



Captain



Marcie R. Fox

Crime Statistics for Period Ending 09/28/2022⁺

	28 Day				91 Day				YTD				
	09/01/2021 to 09/28/2021	09/01/2022 to 09/28/2022	% Change	3 Year Avg of 28 Days	06/30/2021 to 09/28/2021	06/30/2022 to 09/28/2022	% Change	3 Year Avg of 91 Days	2021 YTD Ending 09/28/2021	2022 YTD Ending 09/28/2022	% Change	3 Year YTD Avg	2022 YTD Compared to 3 Year YTD Avg
Violent Crime													
Homicide ²	0	0	0%	0.0	1	0	-100%	0.7	2	1	-50%	6.0	-83%
Rape	5	0	-100%	2.3	8	3	-63%	4.0	17	12	-29%	14.3	-16%
Robbery	1	1	0%	0.7	3	6	100%	4.7	17	17	0%	16.7	2%
Aggravated Assault	4	2	-50%	4.7	12	10	-17%	14.0	36	29	-19%	42.3	-31%
Total Violent Crime	10	3	-70%	7.7	24	19	-21%	23.3	72	59	-18%	79.3	-26%
Property Crime													
Commercial Burglary	0	3	N/C	1.7	3	5	67%	5.3	15	23	53%	21.0	10%
Residential Burglary	5	6	20%	7.7	14	19	36%	15.3	31	33	6%	45.3	-27%
Motor Vehicle Theft	15	8	-47%	9.3	39	31	-21%	32.3	83	91	10%	77.3	18%
Larceny from Motor Vehicle	37	21	-43%	38.0	103	170	65%	121.3	331	459	39%	327.7	40%
All Other, Larceny	48	24	-50%	54.7	146	180	23%	171.7	436	542	24%	513.7	6%
Total Property Crime	105	62	-41%	111.3	305	405	33%	346.0	896	1148	28%	985.0	17%
Total Part I Crime	115	65	-43%	119.0	329	424	29%	369.3	968	1207	25%	1064.3	13%

Footnotes:

¹ Homicides, rapes, and aggravated assaults are reported by victim; motor vehicle thefts are reported by vehicle; all other offenses are reported by incident

² Homicide = 'MURDER/NONNEGLIGENT MANSLAUGHTER' & 'NEGLIGENT MANSLAUGHTER' only. **Excluded:** 'AUTO FATALITY, NEGLIGENT' & 'JUSTIFIABLE HOMICIDE'.

³ N/C indicates the percent change is Not Calculable; one cannot divide by zero

Generated on: Monday, October 3, 2022

Data Source: PistoIDSS..vwIBRrecords

*Data entry may not be complete for time period

WAVES

Weekly Analysis for VBPD Engagement & Strategies 2nd Precinct

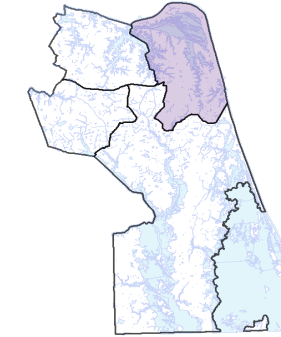
Chief of Police



Paul W. Neudigate



2nd Precinct Sworn Personnel as of 10/03/2022				
Gender		Race		
		White	Black	Other
Male	107	94	7	6
% of Total	86%	88%	7%	6%
Female	17	13	1	3
% of Total	14%	76%	6%	18%
Total	124	107	8	9
% of Total	100%	86%	6%	7%



Captain



Harry I. McBrien

Crime Statistics for Period Ending 09/28/2022⁺

	28 Day				91 Day				YTD				
	09/01/2021 to 09/28/2021	09/01/2022 to 09/28/2022	% Change	3 Year Avg of 28 Days	06/30/2021 to 09/28/2021	06/30/2022 to 09/28/2022	% Change	3 Year Avg of 91 Days	2021 YTD Ending 09/28/2021	2022 YTD Ending 09/28/2022	% Change	3 Year YTD Avg	2022 YTD Compared to 3 Year YTD Avg
Violent Crime													
Homicide ²	0	0	0%	0.0	0	2	N/C	0.3	2	5	150%	2.3	114%
Rape	2	1	-50%	2.3	5	5	0%	7.3	17	15	-12%	17.3	-13%
Robbery	4	5	25%	3.0	10	15	50%	10.3	32	37	16%	29.3	26%
Aggravated Assault	8	5	-38%	9.0	21	15	-29%	27.0	63	43	-32%	69.0	-38%
Total Violent Crime	14	11	-21%	14.3	36	37	3%	45.0	114	100	-12%	118.0	-15%
Property Crime													
Commercial Burglary	1	7	600%	4.0	11	12	9%	10.7	29	23	-21%	32.3	-29%
Residential Burglary	6	5	-17%	7.3	22	14	-36%	22.0	72	40	-44%	60.3	-34%
Motor Vehicle Theft	9	24	167%	9.7	48	54	13%	37.0	123	163	33%	95.7	70%
Larceny from Motor Vehicle	49	25	-49%	46.3	165	153	-7%	159.7	449	449	0%	410.3	9%
All Other, Larceny	98	80	-18%	90.3	322	281	-13%	338.0	761	755	-1%	837.3	-10%
Total Property Crime	163	141	-13%	157.7	568	514	-10%	567.3	1434	1430	0%	1436.0	0%
Total Part I Crime	177	152	-14%	172.0	604	551	-9%	612.3	1548	1530	-1%	1554.0	-2%

Footnotes:

¹ Homicides, rapes, and aggravated assaults are reported by victim; motor vehicle thefts are reported by vehicle; all other offenses are reported by incident

² Homicide = 'MURDER/NONNEGLIGENT MANSLAUGHTER' & 'NEGLIGENT MANSLAUGHTER' only. **Excluded:** 'AUTO FATALITY, NEGLIGENT' & 'JUSTIFIABLE HOMICIDE'.

³ N/C indicates the percent change is Not Calculable; one cannot divide by zero

Generated on: Monday, October 3, 2022

Data Source: PistoIDSS..vwIBRrecords

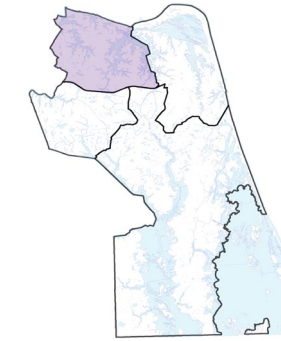
*Data entry may not be complete for time period

WAVES

Weekly Analysis for VBPD Engagement & Strategies 3rd Precinct



3rd Precinct Sworn Personnel as of 10/03/2022				
Gender		Race		
		White	Black	Other
Male	90	69	11	10
% of Total	83%	77%	12%	11%
Female	18	16	1	1
% of Total	17%	89%	6%	6%
Total	108	85	12	11
% of Total	100%	79%	11%	10%



Crime Statistics for Period Ending 09/28/2022⁺

	28 Day				91 Day				YTD				
	09/01/2021 to 09/28/2021	09/01/2022 to 09/28/2022	% Change	3 Year Avg of 28 Days	06/30/2021 to 09/28/2021	06/30/2022 to 09/28/2022	% Change	3 Year Avg of 91 Days	2021 YTD Ending 09/28/2021	2022 YTD Ending 09/28/2022	% Change	3 Year YTD Avg	2022 YTD Compared to 3 Year YTD Avg
Violent Crime													
Homicide ²	0	0	0%	1.0	1	1	0%	2.3	3	5	67%	5.0	0%
Rape	4	1	-75%	2.0	8	6	-25%	5.3	17	18	6%	16.3	10%
Robbery	5	7	40%	4.3	14	24	71%	15.0	40	51	28%	47.0	9%
Aggravated Assault	9	8	-11%	6.3	42	22	-48%	26.7	113	59	-48%	78.0	-24%
Total Violent Crime	18	16	-11%	13.7	65	53	-18%	49.3	173	133	-23%	146.3	-9%
Property Crime													
Commercial Burglary	0	4	N/C	1.0	7	19	171%	8.0	17	44	159%	45.3	-3%
Residential Burglary	5	7	40%	6.7	20	16	-20%	20.7	59	51	-14%	68.3	-25%
Motor Vehicle Theft	15	29	93%	18.3	87	102	17%	71.3	251	309	23%	205.3	50%
Larceny from Motor Vehicle	85	42	-51%	64.3	243	284	17%	213.0	664	850	28%	594.3	43%
All Other, Larceny	104	63	-39%	93.0	309	291	-6%	295.7	728	880	21%	840.7	5%
Total Property Crime	209	145	-31%	183.3	666	712	7%	608.7	1719	2134	24%	1754.0	22%
Total Part I Crime	227	161	-29%	197.0	731	765	5%	658.0	1892	2267	20%	1900.3	19%

Footnotes:
¹ Homicides, rapes, and aggravated assaults are reported by victim; motor vehicle thefts are reported by vehicle; all other offenses are reported by incident
² Homicide = 'MURDER/NONNEGLIGENT MANSLAUGHTER' & 'NEGLIGENT MANSLAUGHTER' only. **Excluded:** 'AUTO FATALITY, NEGLIGENT' & 'JUSTIFIABLE HOMICIDE'.
³ N/C indicates the percent change is Not Calculable; one cannot divide by zero

Generated on: Monday, October 3, 2022
 Data Source: PistoIDSS..vwIBRrecords
 *Data entry may not be complete for time period

WAVES

Weekly Analysis for VBPD Engagement & Strategies 4th Precinct

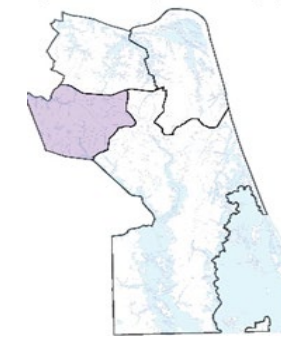
Chief of Police



Paul W. Neudigate



4th Precinct Sworn Personnel as of 10/03/2022				
Gender		Race		
		White	Black	Other
Male	89	71	7	11
% of Total	83%	80%	8%	12%
Female	18	12	3	3
% of Total	17%	67%	17%	17%
Total	107	83	10	14
% of Total	100%	78%	9%	13%



Captain



Scott E. Wichtendahl

Crime Statistics for Period Ending 09/28/2022⁺

	28 Day				91 Day				YTD				
	09/01/2021 to 09/28/2021	09/01/2022 to 09/28/2022	% Change	3 Year Avg of 28 Days	06/30/2021 to 09/28/2021	06/30/2022 to 09/28/2022	% Change	3 Year Avg of 91 Days	2021 YTD Ending 09/28/2021	2022 YTD Ending 09/28/2022	% Change	3 Year YTD Avg	2022 YTD Compared to 3 Year YTD Avg
Violent Crime													
Homicide ²	0	0	0%	0.3	0	0	0%	0.3	3	5	67%	2.7	88%
Rape	1	1	0%	2.3	4	4	0%	5.3	15	11	-27%	18.7	-41%
Robbery	2	2	0%	2.7	4	18	350%	9.3	22	40	82%	27.3	46%
Aggravated Assault	4	5	25%	4.7	12	16	33%	15.3	42	41	-2%	43.7	-6%
Total Violent Crime	7	8	14%	10.0	20	38	90%	30.3	82	97	18%	92.3	5%
Property Crime													
Commercial Burglary	2	4	100%	3.3	9	7	-22%	8.0	14	32	129%	21.0	52%
Residential Burglary	10	8	-20%	9.3	22	21	-5%	20.0	45	59	31%	57.3	3%
Motor Vehicle Theft	18	15	-17%	19.0	53	82	55%	51.0	126	221	75%	126.0	75%
Larceny from Motor Vehicle	69	62	-10%	73.3	244	277	14%	248.3	597	719	20%	630.0	14%
All Other, Larceny	62	43	-31%	61.7	181	177	-2%	200.3	473	605	28%	579.3	4%
Total Property Crime	161	132	-18%	166.7	509	564	11%	527.7	1255	1636	30%	1413.7	16%
Total Part I Crime	168	140	-17%	176.7	529	602	14%	558.0	1337	1733	30%	1506.0	15%

Footnotes:

¹ Homicides, rapes, and aggravated assaults are reported by victim; motor vehicle thefts are reported by vehicle; all other offenses are reported by incident

² Homicide = 'MURDER/NONNEGLIGENT MANSLAUGHTER' & 'NEGLIGENT MANSLAUGHTER' only. **Excluded:** 'AUTO FATALITY, NEGLIGENT' & 'JUSTIFIABLE HOMICIDE'.

³ N/C indicates the percent change is Not Calculable; one cannot divide by zero

Generated on: Monday, October 3, 2022

Data Source: PistoIDSS..vwIBRrecords

*Data entry may not be complete for time period