

WAVES

Weekly Analysis for VBPD Engagement & Strategies

Citywide

Chief of Police



Paul W. Neudigate



Citywide Sworn Personnel as of 09/19/2022					
Gender		Race			
		White	Black	Other	
Male	591	505	41	45	
	% of Total	83%	85%	7%	8%
Female	123	104	10	9	
	% of Total	17%	85%	8%	7%
Total	714	609	51	54	
	% of Total	100%	85%	7%	8%



Crime Statistics for Period Ending 09/14/2022 ⁺													
	28 Day				91 Day				YTD				
	08/18/2021 to 09/14/2021	08/18/2022 to 09/14/2022	% Change	3 Year Avg of 28 Days	06/16/2021 to 09/14/2021	06/16/2022 to 09/14/2022	% Change	3 Year Avg of 91 Days	2021 YTD Ending 09/14/2021	2022 YTD Ending 09/14/2022	% Change	3 Year YTD Avg	2022 YTD Compared to 3 Year YTD Avg
Violent Crime													
Homicide ²	0	0	0%	0.7	3	3	0%	4.0	10	16	60%	15.3	4%
Rape	6	5	-17%	6.3	19	22	16%	19.0	57	54	-5%	61.0	-11%
Robbery	6	24	300%	12.0	32	63	97%	42.0	104	138	33%	115.3	20%
Aggravated Assault	26	18	-31%	27.7	90	71	-21%	87.0	238	161	-32%	222.3	-28%
Total Violent Crime	38	47	24%	46.7	144	159	10%	152.0	409	369	-10%	414.0	-11%
Property Crime													
Commercial Burglary	8	16	100%	8.3	29	37	28%	28.7	73	111	52%	112.3	-1%
Residential Burglary	21	28	33%	25.3	75	74	-1%	69.3	193	176	-9%	214.3	-18%
Motor Vehicle Theft	69	93	35%	50.0	238	277	16%	191.3	563	748	33%	474.0	58%
Larceny from Motor Vehicle	228	186	-18%	216.3	732	954	30%	731.0	1913	2377	24%	1844.3	29%
All Other, Larceny	283	229	-19%	290.7	941	979	4%	1002.7	2239	2645	18%	2618.3	1%
Total Property Crime	609	552	-9%	590.7	2015	2321	15%	2023.0	4981	6057	22%	5263.3	15%
Total Part I Crime	647	599	-7%	637.3	2159	2480	15%	2175.0	5390	6426	19%	5677.3	13%

Footnotes:

¹ Homicides, rapes, and aggravated assaults are reported by victim; motor vehicle thefts are reported by vehicle; all other offenses are reported by incident

² Homicide = 'MURDER/NONNEGLIGENT MANSLAUGHTER' & 'NEGLIGENT MANSLAUGHTER' only. **Excluded:** 'AUTO FATALITY, NEGLIGENT' & 'JUSTIFIABLE HOMICIDE'.

³ N/C indicates the percent change is Not Calculable; one cannot divide by zero

Generated on: Monday, September 19, 2022

Data Source: PistoIDSS..vwIBRecords

*Data entry may not be complete for time period


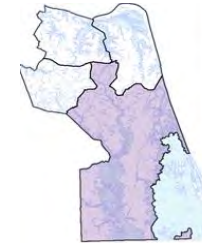
WAVES

Weekly Analysis for VBPD Engagement & Strategies

1st Precinct



1st Precinct Sworn Personnel as of 09/19/2022				
Gender	Race			
	White	Black	Other	
Male	80	65	7	8
% of Total	82%	81%	9%	10%
Female	18	16	2	0
% of Total	18%	89%	11%	0%
Total	98	81	9	8
% of Total	100%	83%	9%	8%



Crime Statistics for Period Ending 09/14/2022*													
	28 Day				91 Day				YTD				
	08/18/2021 to 09/14/2021	08/18/2022 to 09/14/2022	% Change	3 Year Avg of 28 Days	06/16/2021 to 09/14/2021	06/16/2022 to 09/14/2022	% Change	3 Year Avg of 91 Days	2021 YTD Ending 09/14/2021	2022 YTD Ending 09/14/2022	% Change	3 Year YTD Avg	2022 YTD Compared to 3 Year YTD Avg
Violent Crime													
Homicide ²	0	0	0%	0.0	2	0	-100%	1.0	2	1	-50%	6.0	-83%
Rape	4	0	-100%	1.7	5	3	-40%	3.7	14	11	-21%	13.0	-15%
Robbery	1	3	200%	1.7	4	7	75%	6.0	17	17	0%	16.7	2%
Aggravated Assault	1	1	0%	3.3	12	12	0%	16.0	32	28	-13%	40.0	-30%
Total Violent Crime	6	4	-33%	6.7	23	22	-4%	26.7	65	57	-12%	75.7	-25%
Property Crime													
Commercial Burglary	0	1	N/C	1.0	3	3	0%	5.0	15	21	40%	20.3	3%
Residential Burglary	1	5	400%	6.3	11	16	45%	12.7	26	30	15%	41.7	-28%
Motor Vehicle Theft	13	10	-23%	6.7	33	36	9%	31.3	76	87	14%	72.0	21%
Larceny from Motor Vehicle	26	22	-15%	30.0	96	196	104%	118.0	309	442	43%	307.3	44%
All Other, Larceny	35	45	29%	50.3	142	199	40%	166.3	409	522	28%	484.7	8%
Total Property Crime	75	83	11%	94.3	285	450	58%	333.3	835	1102	32%	926.0	19%
Total Part I Crime	81	87	7%	101.0	308	472	53%	360.0	900	1159	29%	1001.7	16%

Footnotes:
¹ Homicides, rapes, and aggravated assaults are reported by victim; motor vehicle thefts are reported by vehicle; all other offenses are reported by incident
² Homicide = 'MURDER/NONNEGLIGENT MANSLAUGHTER' & 'NEGLIGENT MANSLAUGHTER' only. **Excluded:** 'AUTO FATALITY, NEGLIGENT' & 'JUSTIFIABLE HOMICIDE'.
³ N/C indicates the percent change is Not Calculable; one cannot divide by zero

WAVES

Weekly Analysis for VBPD Engagement & Strategies

2nd Precinct

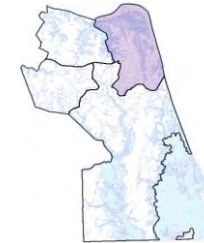
Chief of Police



Paul W. Neudigate



2nd Precinct Sworn Personnel as of 09/19/2022				
Gender		Race		
		White	Black	Other
Male	108	95	7	6
% of Total	86%	88%	6%	6%
Female	17	13	1	3
% of Total	14%	76%	6%	18%
Total	125	108	8	9
% of Total	100%	86%	6%	7%



Captain



Harry I. McBrien

Crime Statistics for Period Ending 09/14/2022*

	28 Day				91 Day				YTD				
	08/18/2021 to 09/14/2021	08/18/2022 to 09/14/2022	% Change	3 Year Avg of 28 Days	06/16/2021 to 09/14/2021	06/16/2022 to 09/14/2022	% Change	3 Year Avg of 91 Days	2021 YTD Ending 09/14/2021	2022 YTD Ending 09/14/2022	% Change	3 Year YTD Avg	2022 YTD Compared to 3 Year YTD Avg
Violent Crime													
Homicide ²	0	0	0%	0.0	0	2	N/C	0.7	2	5	150%	2.3	114%
Rape	1	2	100%	1.7	5	5	0%	6.7	15	14	-7%	15.7	-11%
Robbery	2	4	100%	3.7	7	15	114%	10.0	29	34	17%	27.7	23%
Aggravated Assault	8	8	0%	10.7	21	24	14%	28.0	58	42	-28%	66.0	-36%
Total Violent Crime	11	14	27%	16.0	33	46	39%	45.3	104	95	-9%	111.7	-15%
Property Crime													
Commercial Burglary	3	5	67%	4.0	12	9	-25%	8.7	29	19	-34%	29.7	-36%
Residential Burglary	6	7	17%	6.0	23	17	-26%	19.7	70	40	-43%	56.0	-29%
Motor Vehicle Theft	15	18	20%	10.7	52	52	0%	38.7	120	153	28%	91.3	68%
Larceny from Motor Vehicle	56	31	-45%	51.0	170	161	-5%	159.3	426	432	1%	387.7	11%
All Other, Larceny	97	73	-25%	85.7	324	277	-15%	343.3	709	704	-1%	791.3	-11%
Total Property Crime	177	134	-24%	157.3	581	516	-11%	569.7	1354	1348	0%	1356.0	-1%
Total Part I Crime	188	148	-21%	173.3	614	562	-8%	615.0	1458	1443	-1%	1467.7	-2%

Footnotes:

¹ Homicides, rapes, and aggravated assaults are reported by victim; motor vehicle thefts are reported by vehicle; all other offenses are reported by incident

² Homicide = 'MURDER/NONNEGLIGENT MANSLAUGHTER' & 'NEGLIGENT MANSLAUGHTER' only. **Excluded:** 'AUTO FATALITY, NEGLIGENT' & 'JUSTIFIABLE HOMICIDE'.

³ N/C indicates the percent change is Not Calculable; one cannot divide by zero

Generated on: Monday, September 19, 2022

Data Source: PistoIDSS..wwIBRecords

*Data entry may not be complete for time period

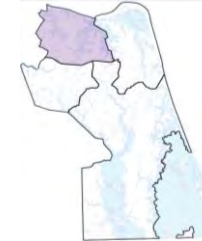
WAVES

Weekly Analysis for VBPD Engagement & Strategies

3rd Precinct



3rd Precinct Sworn Personnel as of 09/19/2022				
Gender		Race		
		White	Black	Other
Male	89	68	11	10
% of Total	83%	76%	12%	11%
Female	18	16	1	1
% of Total	17%	89%	6%	6%
Total	107	84	12	11
% of Total	100%	79%	11%	10%



Crime Statistics for Period Ending 09/14/2022 ⁺														
	28 Day				91 Day				YTD					
	08/18/2021 to 09/14/2021	08/18/2022 to 09/14/2022	% Change	3 Year Avg of 28 Days	06/16/2021 to 09/14/2021	06/16/2022 to 09/14/2022	% Change	3 Year Avg of 91 Days	2021 YTD Ending 09/14/2021	2022 YTD Ending 09/14/2022	% Change	3 Year YTD Avg	2022 YTD Compared to 3 Year YTD Avg	
Violent Crime														
Homicide ²	0	0	0%	0.3	1	1	0%	1.7	3	5	67%	4.3	15%	
Rape	1	2	100%	1.7	5	8	60%	4.3	14	18	29%	15.0	20%	
Robbery	2	9	350%	3.7	16	21	31%	17.0	37	46	24%	45.0	2%	
Aggravated Assault	13	5	-62%	9.0	44	21	-52%	27.0	107	54	-50%	75.0	-28%	
Total Violent Crime	16	16	0%	14.7	66	51	-23%	50.0	161	123	-24%	139.3	-12%	
Property Crime														
Commercial Burglary	3	9	200%	1.0	7	20	186%	9.7	17	42	147%	44.3	-5%	
Residential Burglary	8	5	-38%	6.7	21	17	-19%	18.7	58	48	-17%	64.7	-26%	
Motor Vehicle Theft	20	41	105%	18.7	90	101	12%	72.7	245	291	19%	195.7	49%	
Larceny from Motor Vehicle	73	67	-8%	66.0	217	320	47%	197.3	613	820	34%	560.7	46%	
All Other, Larceny	94	68	-28%	91.0	301	310	3%	292.3	681	843	24%	795.3	6%	
Total Property Crime	198	190	-4%	183.3	636	768	21%	590.7	1614	2044	27%	1660.7	23%	
Total Part I Crime	214	206	-4%	198.0	702	819	17%	640.7	1775	2167	22%	1800.0	20%	

Footnotes:

¹ Homicides, rapes, and aggravated assaults are reported by victim; motor vehicle thefts are reported by vehicle; all other offenses are reported by incident

² Homicide = 'MURDER/NONNEGLIGENT MANSLAUGHTER' & 'NEGLIGENT MANSLAUGHTER' only. **Excluded:** 'AUTO FATALITY, NEGLIGENT' & 'JUSTIFIABLE HOMICIDE'.

³ N/C indicates the percent change is Not Calculable; one cannot divide by zero

Generated on: Monday, September 19, 2022

Data Source: PistoIDSS..wvIBRecords


*Data entry may not be complete for time period

WAVES

Weekly Analysis for VBPD Engagement & Strategies 4th Precinct



4th Precinct Sworn Personnel as of 09/19/2022				
Gender		Race		
		White	Black	Other
Male	89	71	7	11
% of Total	84%	80%	8%	12%
Female	17	11	3	3
% of Total	16%	65%	18%	18%
Total	106	82	10	14
% of Total	100%	77%	9%	13%



Crime Statistics for Period Ending 09/14/2022 ⁺													
	28 Day				91 Day				YTD				
	08/18/2021 to 09/14/2021	08/18/2022 to 09/14/2022	% Change	3 Year Avg of 28 Days	06/16/2021 to 09/14/2021	06/16/2022 to 09/14/2022	% Change	3 Year Avg of 91 Days	2021 YTD Ending 09/14/2021	2022 YTD Ending 09/14/2022	% Change	3 Year YTD Avg	2022 YTD Compared to 3 Year YTD Avg
Violent Crime													
Homicide ²	0	0	0%	0.3	0	0	0%	0.7	3	5	67%	2.7	88%
Rape	0	1	N/C	1.3	4	6	50%	4.3	14	11	-21%	17.3	-37%
Robbery	1	8	700%	3.0	5	20	300%	9.0	21	41	95%	26.0	58%
Aggravated Assault	4	4	0%	4.7	13	14	8%	16.0	41	37	-10%	41.3	-10%
Total Violent Crime	5	13	160%	9.3	22	40	82%	30.0	79	94	19%	87.3	8%
Property Crime													
Commercial Burglary	2	1	-50%	2.3	7	5	-29%	5.3	12	29	142%	18.0	61%
Residential Burglary	6	11	83%	6.3	20	24	20%	18.3	39	58	49%	52.0	12%
Motor Vehicle Theft	21	24	14%	14.0	63	88	40%	48.7	122	217	78%	115.0	89%
Larceny from Motor Vehicle	73	66	-10%	69.3	249	277	11%	256.3	565	683	21%	588.7	16%
All Other, Larceny	57	43	-25%	63.7	174	193	11%	200.7	440	576	31%	547.0	5%
Total Property Crime	159	145	-9%	155.7	513	587	14%	529.3	1178	1563	33%	1320.7	18%
Total Part I Crime	164	158	-4%	165.0	535	627	17%	559.3	1257	1657	32%	1408.0	18%

Footnotes:

¹ Homicides, rapes, and aggravated assaults are reported by victim; motor vehicle thefts are reported by vehicle; all other offenses are reported by incident

² Homicide = 'MURDER/NONNEGLIGENT MANSLAUGHTER' & 'NEGLIGENT MANSLAUGHTER' only. **Excluded:** 'AUTO FATALITY, NEGLIGENT' & 'JUSTIFIABLE HOMICIDE'.

³ N/C indicates the percent change is Not Calculable; one cannot divide by zero

Generated on: Monday, September 19, 2022

Data Source: PistoIDSS..vwIBRecords

*Data entry may not be complete for time period