

# WAVES

Weekly Analysis for VBPD Engagement and Strategies  
Generated on: October 13, 2021

Compiled by: Analytical Services Unit

# WAVES

## Weekly Analysis for VBPD Engagement & Strategies Citywide


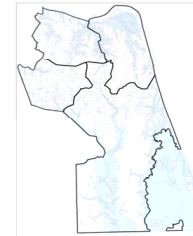
Chief of Police



Paul W. Neudigate



Citywide Sworn Personnel as of 10/11/2021					
Gender	Race				
	White	Black	Hispanic	Other	
Male	583	477	38	34	34
% of Total	84%	82%	7%	6%	6%
Female	113	96	8	3	6
% of Total	16%	85%	7%	3%	5%
Total	696	573	46	37	40
% of Total	100%	82%	7%	5%	6%



### Crime Statistics for Period Ending 09/14/2021<sup>+</sup>

	28 Day				91 Day				YTD				
	08/18/2020 to 09/14/2020	08/18/2021 to 09/14/2021	% Change	3 Year Avg of 28 Days	06/16/2020 to 09/14/2020	06/16/2021 to 09/14/2021	% Change	3 Year Avg of 91 Days	2020 YTD Ending 09/14/2020	2021 YTD Ending 09/14/2021	% Change	3 Year YTD Avg	2021 YTD Compared to 3 Year YTD Avg
<b>Violent Crime</b>													
Homicide <sup>2</sup>	1	0	-100%	0.7	5	3	-40%	4.0	13	10	-23%	15.3	-35%
Rape	7	6	-14%	7.7	17	15	-12%	25.0	62	48	-23%	67.0	-28%
Robbery	11	6	-45%	13.7	37	31	-16%	42.7	96	104	8%	120.7	-14%
Aggravated Assault	34	27	-21%	27.3	99	94	-5%	88.3	224	236	5%	225.7	5%
<b>Total Violent Crime</b>	<b>53</b>	<b>39</b>	<b>-26%</b>	<b>49.3</b>	<b>158</b>	<b>143</b>	<b>-9%</b>	<b>160.0</b>	<b>395</b>	<b>398</b>	<b>1%</b>	<b>428.7</b>	<b>-7%</b>
<b>Property Crime</b>													
Commercial Burglary	7	9	29%	13.7	30	30	0%	37.0	177	74	-58%	118.7	-38%
Residential Burglary	23	21	-9%	29.3	63	75	19%	79.0	197	194	-2%	251.3	-23%
Motor Vehicle Theft	46	71	54%	46.3	164	237	45%	175.3	441	564	28%	430.7	31%
Larceny from Motor Vehicle	205	227	11%	215.0	588	728	24%	750.0	1576	1901	21%	1841.7	3%
All Other, Larceny	272	278	2%	304.0	920	925	1%	1060.0	2558	2199	-14%	2852.7	-23%
<b>Total Property Crime</b>	<b>553</b>	<b>606</b>	<b>10%</b>	<b>608.3</b>	<b>1765</b>	<b>1995</b>	<b>13%</b>	<b>2101.3</b>	<b>4949</b>	<b>4932</b>	<b>0%</b>	<b>5495.0</b>	<b>-10%</b>
<b>Total Part I Crime</b>	<b>606</b>	<b>645</b>	<b>6%</b>	<b>657.7</b>	<b>1923</b>	<b>2138</b>	<b>11%</b>	<b>2261.3</b>	<b>5344</b>	<b>5330</b>	<b>0%</b>	<b>5923.7</b>	<b>-10%</b>

**Footnotes:**

<sup>1</sup> Homicides, rapes, and aggravated assaults are reported by victim; motor vehicle thefts are reported by vehicle; all other offenses are reported by incident

<sup>2</sup> Homicide = 'MURDER/NONNEGLIGENT MANSLAUGHTER' & 'NEGLIGENT MANSLAUGHTER' only. **Excluded:** 'AUTO FATALITY, NEGLIGENT' & 'JUSTIFIABLE HOMICIDE'

<sup>3</sup> N/C indicates the percent change is Not Calculable; one cannot divide by zero

Generated on: Wednesday, October 13, 2021

Data Source: PistolDSS..vwIBRrecords

\*Data entry may not be complete for time period

# WAVES

## Weekly Analysis for VBPD Engagement & Strategies

### 1st Precinct

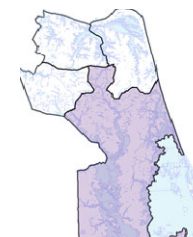
Chief of Police



Paul W. Neudigate



1st Precinct Sworn Personnel as of 10/11/2021					
Gender	Race				
	White	Black	Hispanic	Other	
Male	79	61	6	7	5
% of Total	83%	77%	8%	9%	6%
Female	16	15	0	0	1
% of Total	17%	94%	0%	0%	6%
Total	95	76	6	7	6
% of Total	100%	80%	6%	7%	6%



Captain



Marcie R. Fox

### Crime Statistics for Period Ending 09/14/2021<sup>+</sup>

	28 Day				91 Day				YTD				
	08/18/2020 to 09/14/2020	08/18/2021 to 09/14/2021	% Change	3 Year Avg of 28 Days	06/16/2020 to 09/14/2020	06/16/2021 to 09/14/2021	% Change	3 Year Avg of 91 Days	2020 YTD Ending 09/14/2020	2021 YTD Ending 09/14/2021	% Change	3 Year YTD Avg	2021 YTD Compared to 3 Year YTD Avg
<b>Violent Crime</b>													
Homicide <sup>2</sup>	0	0	0%	0.0	1	2	100%	0.3	1	2	100%	6.0	-67%
Rape	1	3	200%	0.7	3	4	33%	6.0	14	11	-21%	15.0	-27%
Robbery	2	1	-50%	2.3	5	4	-20%	6.3	13	17	31%	20.0	-15%
Aggravated Assault	4	1	-75%	4.3	16	14	-13%	16.3	38	34	-11%	43.7	-22%
<b>Total Violent Crime</b>	<b>7</b>	<b>5</b>	<b>-29%</b>	<b>7.3</b>	<b>25</b>	<b>24</b>	<b>-4%</b>	<b>29.0</b>	<b>66</b>	<b>64</b>	<b>-3%</b>	<b>84.7</b>	<b>-24%</b>
<b>Property Crime</b>													
Commercial Burglary	1	0	-100%	1.0	3	3	0%	8.3	19	15	-21%	23.0	-35%
Residential Burglary	8	1	-88%	7.7	12	11	-8%	14.0	41	26	-37%	54.3	-52%
Motor Vehicle Theft	2	13	550%	4.3	28	32	14%	31.3	58	75	29%	69.7	8%
Larceny from Motor Vehicle	24	26	8%	30.3	87	94	8%	122.7	242	305	26%	292.7	4%
All Other, Larceny	43	36	-16%	61.7	126	140	11%	192.7	428	404	-6%	564.7	-28%
<b>Total Property Crime</b>	<b>78</b>	<b>76</b>	<b>-3%</b>	<b>105.0</b>	<b>256</b>	<b>280</b>	<b>9%</b>	<b>369.0</b>	<b>788</b>	<b>825</b>	<b>5%</b>	<b>1004.3</b>	<b>-18%</b>
<b>Total Part I Crime</b>	<b>85</b>	<b>81</b>	<b>-5%</b>	<b>112.3</b>	<b>281</b>	<b>304</b>	<b>8%</b>	<b>398.0</b>	<b>854</b>	<b>889</b>	<b>4%</b>	<b>1089.0</b>	<b>-18%</b>

**Footnotes:**

<sup>1</sup> Homicides, rapes, and aggravated assaults are reported by victim; motor vehicle thefts are reported by vehicle; all other offenses are reported by incident

<sup>2</sup> Homicide = 'MURDER/NONNEGLIGENT MANSLAUGHTER' & 'NEGLIGENT MANSLAUGHTER' only. **Excluded:** 'AUTO FATALITY, NEGLIGENT' & 'JUSTIFIABLE HOMICIDE'

<sup>3</sup> N/C indicates the percent change is Not Calculable; one cannot divide by zero

Generated on: Wednesday, October 13, 2021

Data Source: PistolDSS..vwIBRecords

\*Data entry may not be complete for time period

# WAVES

## Weekly Analysis for VBPD Engagement & Strategies

### 2nd Precinct

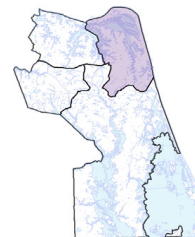
Chief of Police



Paul W. Neudigate



2nd Precinct Sworn Personnel as of 10/11/2021					
Gender		Race			
		White	Black	Hispanic	Other
Male	96	86	3	5	2
	% of Total	84%	3%	5%	2%
Female	18	13	2	1	2
	% of Total	16%	72%	11%	6%
Total	114	99	5	6	4
	% of Total	100%	87%	4%	5%



Captain



Harry I. McBrien

### Crime Statistics for Period Ending 09/14/2021<sup>+</sup>

	28 Day				91 Day				YTD				
	08/18/2020 to 09/14/2020	08/18/2021 to 09/14/2021	% Change	3 Year Avg of 28 Days	06/16/2020 to 09/14/2020	06/16/2021 to 09/14/2021	% Change	3 Year Avg of 91 Days	2020 YTD Ending 09/14/2020	2021 YTD Ending 09/14/2021	% Change	3 Year YTD Avg	2021 YTD Compared to 3 Year YTD Avg
<b>Violent Crime</b>													
Homicide <sup>2</sup>	0	0	0%	0.0	2	0	-100%	1.0	2	2	0%	2.3	-14%
Rape	1	2	100%	1.7	6	4	-33%	8.3	16	14	-13%	18.3	-24%
Robbery	3	2	-33%	4.0	8	7	-13%	12.0	19	30	58%	27.3	10%
Aggravated Assault	15	8	-47%	11.7	39	20	-49%	36.7	84	51	-39%	79.0	-35%
<b>Total Violent Crime</b>	<b>19</b>	<b>12</b>	<b>-37%</b>	<b>17.3</b>	<b>55</b>	<b>31</b>	<b>-44%</b>	<b>58.0</b>	<b>121</b>	<b>97</b>	<b>-20%</b>	<b>127.0</b>	<b>-24%</b>
<b>Property Crime</b>													
Commercial Burglary	3	3	0%	3.7	6	12	100%	6.0	38	29	-24%	23.3	24%
Residential Burglary	8	6	-25%	6.0	19	22	16%	21.3	50	70	40%	59.0	19%
Motor Vehicle Theft	13	16	23%	11.7	41	53	29%	35.7	86	123	43%	86.0	43%
Larceny from Motor Vehicle	66	56	-15%	49.7	181	171	-6%	154.0	394	426	8%	375.0	14%
All Other, Larceny	88	97	10%	90.3	356	321	-10%	362.0	777	701	-10%	836.0	-16%
<b>Total Property Crime</b>	<b>178</b>	<b>178</b>	<b>0%</b>	<b>161.3</b>	<b>603</b>	<b>579</b>	<b>-4%</b>	<b>579.0</b>	<b>1345</b>	<b>1349</b>	<b>0%</b>	<b>1379.3</b>	<b>-2%</b>
<b>Total Part I Crime</b>	<b>197</b>	<b>190</b>	<b>-4%</b>	<b>178.7</b>	<b>658</b>	<b>610</b>	<b>-7%</b>	<b>637.0</b>	<b>1466</b>	<b>1446</b>	<b>-1%</b>	<b>1506.3</b>	<b>-4%</b>

**Footnotes:**

<sup>1</sup> Homicides, rapes, and aggravated assaults are reported by victim; motor vehicle thefts are reported by vehicle; all other offenses are reported by incident

<sup>2</sup> Homicide = 'MURDER/NONNEGLIGENT MANSLAUGHTER' & 'NEGLIGENT MANSLAUGHTER' only. **Excluded:** 'AUTO FATALITY, NEGLIGENT' & 'JUSTIFIABLE HOMICIDE'.

<sup>3</sup> N/C indicates the percent change is Not Calculable; one cannot divide by zero

Generated on: Wednesday, October 13, 2021

Data Source: PistolDSS..vwIBRecords

\*Data entry may not be complete for time period

# WAVES

## Weekly Analysis for VBPD Engagement & Strategies

### 3rd Precinct

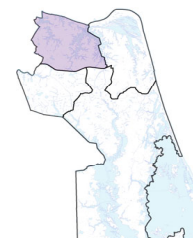
Chief of Police



Paul W. Neudigate



3rd Precinct Sworn Personnel as of 10/11/2021					
Gender		Race			
		White	Black	Hispanic	Other
Male	89	65	9	9	6
% of Total	86%	73%	10%	10%	7%
Female	15	14	1	0	0
% of Total	14%	93%	7%	0%	0%
Total	104	79	10	9	6
% of Total	100%	76%	10%	9%	6%



Captain



Jeffery E. Wilkerson

### Crime Statistics for Period Ending 09/14/2021<sup>+</sup>

	28 Day				91 Day				YTD				
	08/18/2020 to 09/14/2020	08/18/2021 to 09/14/2021	% Change	3 Year Avg of 28 Days	06/16/2020 to 09/14/2020	06/16/2021 to 09/14/2021	% Change	3 Year Avg of 91 Days	2020 YTD Ending 09/14/2020	2021 YTD Ending 09/14/2021	% Change	3 Year YTD Avg	2021 YTD Compared to 3 Year YTD Avg
<b>Violent Crime</b>													
Homicide <sup>2</sup>	0	0	0%	0.3	0	1	N/C	1.7	6	3	-50%	4.7	-36%
Rape	4	1	-75%	3.0	5	3	-40%	5.3	17	10	-41%	16.0	-38%
Robbery	4	2	-50%	3.7	15	15	0%	14.7	41	36	-12%	44.0	-18%
Aggravated Assault	10	14	40%	7.0	23	47	104%	19.3	59	110	86%	61.3	79%
<b>Total Violent Crime</b>	<b>18</b>	<b>17</b>	<b>-6%</b>	<b>14.0</b>	<b>43</b>	<b>66</b>	<b>53%</b>	<b>41.0</b>	<b>123</b>	<b>159</b>	<b>29%</b>	<b>126.0</b>	<b>26%</b>
<b>Property Crime</b>													
Commercial Burglary	0	3	N/C	5.7	15	7	-53%	16.7	88	17	-81%	51.0	-67%
Residential Burglary	2	8	300%	8.0	12	21	75%	23.7	62	58	-6%	71.3	-19%
Motor Vehicle Theft	19	20	5%	18.3	59	89	51%	62.0	186	243	31%	157.0	55%
Larceny from Motor Vehicle	54	73	35%	67.0	156	215	38%	213.7	499	610	22%	552.7	10%
All Other, Larceny	81	90	11%	85.0	255	294	15%	277.3	821	675	-18%	831.7	-19%
<b>Total Property Crime</b>	<b>156</b>	<b>194</b>	<b>24%</b>	<b>184.0</b>	<b>497</b>	<b>626</b>	<b>26%</b>	<b>593.3</b>	<b>1656</b>	<b>1603</b>	<b>-3%</b>	<b>1663.7</b>	<b>-4%</b>
<b>Total Part I Crime</b>	<b>174</b>	<b>211</b>	<b>21%</b>	<b>198.0</b>	<b>540</b>	<b>692</b>	<b>28%</b>	<b>634.3</b>	<b>1779</b>	<b>1762</b>	<b>-1%</b>	<b>1789.7</b>	<b>-2%</b>

**Footnotes:**

<sup>1</sup> Homicides, rapes, and aggravated assaults are reported by victim; motor vehicle thefts are reported by vehicle; all other offenses are reported by incident

<sup>2</sup> Homicide = 'MURDER/NONNEGLIGENT MANSLAUGHTER' & 'NEGLIGENT MANSLAUGHTER' only. **Excluded:** 'AUTO FATALITY, NEGLIGENT' & 'JUSTIFIABLE HOMICIDE'.

<sup>3</sup> N/C indicates the percent change is Not Calculable; one cannot divide by zero

Generated on: Wednesday, October 13, 2021

Data Source: PistolDSS..vwIBRecords

\*Data entry may not be complete for time period

# WAVES

## Weekly Analysis for VBPD Engagement & Strategies

### 4th Precinct

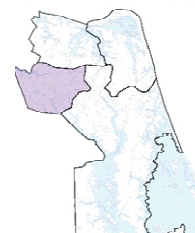
Chief of Police



Paul W. Neudigate



4th Precinct Sworn Personnel as of 10/11/2021					
Gender	Race				
	White	Black	Hispanic	Other	
Male	92	69	7	6	10
% of Total	88%	75%	8%	7%	11%
Female	13	9	1	2	1
% of Total	12%	69%	8%	15%	8%
Total	105	78	8	8	11
% of Total	100%	74%	8%	8%	10%



Captain



Scott E. Wichtendahl

### Crime Statistics for Period Ending 09/14/2021<sup>+</sup>

	28 Day				91 Day				YTD				
	08/18/2020 to 09/14/2020	08/18/2021 to 09/14/2021	% Change	3 Year Avg of 28 Days	06/16/2020 to 09/14/2020	06/16/2021 to 09/14/2021	% Change	3 Year Avg of 91 Days	2020 YTD Ending 09/14/2020	2021 YTD Ending 09/14/2021	% Change	3 Year YTD Avg	2021 YTD Compared to 3 Year YTD Avg
<b>Violent Crime</b>													
Homicide <sup>2</sup>	1	0	-100%	0.3	2	0	-100%	1.0	4	3	-25%	2.3	29%
Rape	1	0	-100%	2.3	3	4	33%	5.3	15	13	-13%	17.7	-26%
Robbery	2	1	-50%	3.7	9	5	-44%	9.7	23	21	-9%	29.3	-28%
Aggravated Assault	5	4	-20%	4.3	21	13	-38%	16.0	43	41	-5%	41.7	-2%
<b>Total Violent Crime</b>	<b>9</b>	<b>5</b>	<b>-44%</b>	<b>10.7</b>	<b>35</b>	<b>22</b>	<b>-37%</b>	<b>32.0</b>	<b>85</b>	<b>78</b>	<b>-8%</b>	<b>91.0</b>	<b>-14%</b>
<b>Property Crime</b>													
Commercial Burglary	3	3	0%	3.3	6	8	33%	6.0	32	13	-59%	21.3	-39%
Residential Burglary	5	6	20%	7.7	20	21	5%	20.0	44	40	-9%	66.7	-40%
Motor Vehicle Theft	12	22	83%	12.0	36	63	75%	46.3	111	123	11%	118.0	4%
Larceny from Motor Vehicle	61	72	18%	68.0	164	248	51%	259.7	441	560	27%	621.3	-10%
All Other, Larceny	60	55	-8%	67.0	183	170	-7%	228.0	532	419	-21%	620.3	-32%
<b>Total Property Crime</b>	<b>141</b>	<b>158</b>	<b>12%</b>	<b>158.0</b>	<b>409</b>	<b>510</b>	<b>25%</b>	<b>560.0</b>	<b>1160</b>	<b>1155</b>	<b>0%</b>	<b>1447.7</b>	<b>-20%</b>
<b>Total Part I Crime</b>	<b>150</b>	<b>163</b>	<b>9%</b>	<b>168.7</b>	<b>444</b>	<b>532</b>	<b>20%</b>	<b>592.0</b>	<b>1245</b>	<b>1233</b>	<b>-1%</b>	<b>1538.7</b>	<b>-20%</b>

**Footnotes:**

<sup>1</sup> Homicides, rapes, and aggravated assaults are reported by victim; motor vehicle thefts are reported by vehicle; all other offenses are reported by incident

<sup>2</sup> Homicide = 'MURDER/NONNEGLIGENT MANSLAUGHTER' & 'NEGLIGENT MANSLAUGHTER' only. **Excluded:** 'AUTO FATALITY, NEGLIGENT' & 'JUSTIFIABLE HOMICIDE'

<sup>3</sup> N/C indicates the percent change is Not Calculable; one cannot divide by zero

Generated on: Wednesday, October 13, 2021

Data Source: PistolDSS.vwIBRrecords

\*Data entry may not be complete for time period