

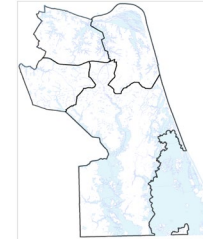
# WAVES

## Weekly Analysis for VBPD Engagement & Strategies

### Citywide



Citywide Sworn Personnel as of 09/06/2022				
Gender		Race		
		White	Black	Other
Male	592	506	41	45
% of Total	83%	85%	7%	8%
Female	123	104	10	9
% of Total	17%	85%	8%	7%
Total	715	610	51	54
% of Total	100%	85%	7%	8%



Crime Statistics for Period Ending 08/31/2022*													
	28 Day				91 Day				YTD				
	08/04/2021 to 08/31/2021	08/04/2022 to 08/31/2022	% Change	3 Year Avg of 28 Days	06/02/2021 to 08/31/2021	06/02/2022 to 08/31/2022	% Change	3 Year Avg of 91 Days	2021 YTD Ending 08/31/2021	2022 YTD Ending 08/31/2022	% Change	3 Year YTD Avg	2022 YTD Compared to 3 Year YTD Avg
<b>Violent Crime</b>													
Homicide <sup>2</sup>	1	1	0%	0.7	5	4	-20%	4.0	10	16	60%	14.7	9%
Rape	5	5	0%	5.3	19	20	5%	20.7	52	49	-6%	56.7	-14%
Robbery	2	26	1200%	11.3	35	60	71%	41.7	99	131	32%	109.7	19%
Aggravated Assault	30	19	-37%	24.0	94	71	-24%	87.3	229	152	-34%	208.3	-27%
<b>Total Violent Crime</b>	<b>38</b>	<b>51</b>	<b>34%</b>	<b>41.3</b>	<b>153</b>	<b>155</b>	<b>1%</b>	<b>153.7</b>	<b>390</b>	<b>348</b>	<b>-11%</b>	<b>389.3</b>	<b>-11%</b>
<b>Property Crime</b>													
Commercial Burglary	12	15	25%	8.7	33	37	12%	31.7	71	104	46%	109.3	-5%
Residential Burglary	22	20	-9%	22.3	76	63	-17%	68.0	181	157	-13%	200.3	-22%
Motor Vehicle Theft	83	68	-18%	54.7	237	262	11%	193.3	527	703	33%	448.3	57%
Larceny from Motor Vehicle	224	198	-12%	222.7	712	997	40%	724.3	1800	2262	26%	1740.0	30%
All Other, Larceny	281	253	-10%	292.0	932	1009	8%	1006.3	2086	2507	20%	2471.3	1%
<b>Total Property Crime</b>	<b>622</b>	<b>554</b>	<b>-11%</b>	<b>600.3</b>	<b>1990</b>	<b>2368</b>	<b>19%</b>	<b>2023.7</b>	<b>4665</b>	<b>5733</b>	<b>23%</b>	<b>4969.3</b>	<b>15%</b>
<b>Total Part I Crime</b>	<b>660</b>	<b>605</b>	<b>-8%</b>	<b>641.7</b>	<b>2143</b>	<b>2523</b>	<b>18%</b>	<b>2177.3</b>	<b>5055</b>	<b>6081</b>	<b>20%</b>	<b>5358.7</b>	<b>13%</b>

**Footnotes:**

<sup>1</sup> Homicides, rapes, and aggravated assaults are reported by victim; motor vehicle thefts are reported by vehicle; all other offenses are reported by incident

<sup>2</sup> Homicide = 'MURDER/NONNEGLIGENT MANSLAUGHTER' & 'NEGLIGENT MANSLAUGHTER' only. Excluded: 'AUTO FATALITY, NEGLIGENT' & 'JUSTIFIABLE HOMICIDE'.

<sup>3</sup> N/C indicates the percent change is Not Calculable; one cannot divide by zero

Generated on: Tuesday, September 6, 2022

Data Source: PistolDSS..vwIBRecords

\*Data entry may not be complete for time period

# WAVES

## Weekly Analysis for VBPD Engagement & Strategies

### 1st Precinct

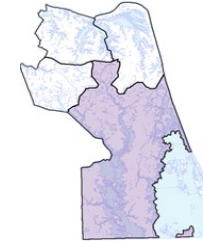
Chief of Police




Paul W. Neudigate



1st Precinct Sworn Personnel as of 09/06/2022				
Gender	Race			
	White	Black	Other	
Male	82	66	7	9
% of Total	82%	80%	9%	11%
Female	18	16	2	0
% of Total	18%	89%	11%	0%
Total	100	82	9	9
% of Total	100%	82%	9%	9%



Captain



Marcie R. Fox

### Crime Statistics for Period Ending 08/31/2022\*

	28 Day				91 Day				YTD				
	08/04/2021 to 08/31/2021	08/04/2022 to 08/31/2022	% Change	3 Year Avg of 28 Days	06/02/2021 to 08/31/2021	06/02/2022 to 08/31/2022	% Change	3 Year Avg of 91 Days	2021 YTD Ending 08/31/2021	2022 YTD Ending 08/31/2022	% Change	3 Year YTD Avg	2022 YTD Compared to 3 Year YTD Avg
<b>Violent Crime</b>													
Homicide <sup>2</sup>	0	0	0%	0.0	2	0	-100%	1.0	2	1	-50%	6.0	-83%
Rape	2	1	-50%	0.7	5	4	-20%	4.3	11	11	0%	11.7	-6%
Robbery	0	3	N/C	1.3	4	7	75%	6.3	16	16	0%	16.0	0%
Aggravated Assault	6	3	-50%	4.7	14	11	-21%	16.0	32	27	-16%	37.7	-28%
<b>Total Violent Crime</b>	<b>8</b>	<b>7</b>	<b>-13%</b>	<b>6.7</b>	<b>25</b>	<b>22</b>	<b>-12%</b>	<b>27.7</b>	<b>61</b>	<b>55</b>	<b>-10%</b>	<b>71.3</b>	<b>-23%</b>
<b>Property Crime</b>													
Commercial Burglary	0	1	N/C	0.7	3	3	0%	5.0	15	20	33%	19.3	3%
Residential Burglary	5	2	-60%	4.3	11	13	18%	11.0	26	26	0%	37.7	-31%
Motor Vehicle Theft	9	9	0%	6.0	27	35	30%	31.3	68	83	22%	68.0	22%
Larceny from Motor Vehicle	27	27	0%	27.7	97	207	113%	115.3	294	429	46%	289.7	48%
All Other, Larceny	35	45	29%	47.7	155	203	31%	168.3	388	496	28%	459.0	8%
<b>Total Property Crime</b>	<b>76</b>	<b>84</b>	<b>11%</b>	<b>86.3</b>	<b>293</b>	<b>461</b>	<b>57%</b>	<b>331.0</b>	<b>791</b>	<b>1054</b>	<b>33%</b>	<b>873.7</b>	<b>21%</b>
<b>Total Part I Crime</b>	<b>84</b>	<b>91</b>	<b>8%</b>	<b>93.0</b>	<b>318</b>	<b>483</b>	<b>52%</b>	<b>358.7</b>	<b>852</b>	<b>1109</b>	<b>30%</b>	<b>945.0</b>	<b>17%</b>

**Footnotes:**

<sup>1</sup> Homicides, rapes, and aggravated assaults are reported by victim; motor vehicle thefts are reported by vehicle; all other offenses are reported by incident

<sup>2</sup> Homicide = 'MURDER/NONNEGLIGENT MANSLAUGHTER' & 'NEGLIGENT MANSLAUGHTER' only. Excluded: 'AUTO FATALITY, NEGLIGENT' & 'JUSTIFIABLE HOMICIDE'.

<sup>3</sup> N/C indicates the percent change is Not Calculable; one cannot divide by zero

Generated on: Tuesday, September 6, 2022

Data Source: PistolDSS..vwIBRecords


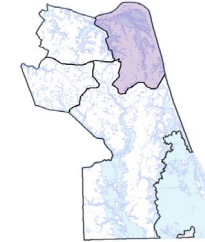
\*Data entry may not be complete for time period

# WAVES

## Weekly Analysis for VBPD Engagement & Strategies 2nd Precinct



2nd Precinct Sworn Personnel as of 09/06/2022				
Gender		Race		
		White	Black	Other
Male	106	93	7	6
% of Total	86%	88%	7%	6%
Female	17	13	1	3
% of Total	14%	76%	6%	18%
<b>Total</b>	<b>123</b>	<b>106</b>	<b>8</b>	<b>9</b>
% of Total	100%	86%	7%	7%



Crime Statistics for Period Ending 08/31/2022 <sup>+</sup>														
	28 Day				91 Day				YTD					
	08/04/2021 to 08/31/2021	08/04/2022 to 08/31/2022	% Change	3 Year Avg of 28 Days	06/02/2021 to 08/31/2021	06/02/2022 to 08/31/2022	% Change	3 Year Avg of 91 Days	2021 YTD Ending 08/31/2021	2022 YTD Ending 08/31/2022	% Change	3 Year YTD Avg	2022 YTD Compared to 3 Year YTD Avg	
<b>Violent Crime</b>														
Homicide <sup>2</sup>	0	1	N/C	0.0	1	3	200%	1.0	2	5	150%	2.3	114%	
Rape	1	3	200%	1.7	5	6	20%	6.7	15	13	-13%	15.0	-13%	
Robbery	1	4	300%	3.7	10	15	50%	10.7	28	32	14%	26.3	22%	
Aggravated Assault	7	7	0%	7.3	22	22	0%	27.7	55	39	-29%	60.0	-35%	
<b>Total Violent Crime</b>	<b>9</b>	<b>15</b>	<b>67%</b>	<b>12.7</b>	<b>38</b>	<b>46</b>	<b>21%</b>	<b>46.0</b>	<b>100</b>	<b>89</b>	<b>-11%</b>	<b>103.7</b>	<b>-14%</b>	
<b>Property Crime</b>														
Commercial Burglary	5	3	-40%	4.0	14	7	-50%	10.0	28	16	-43%	28.3	-44%	
Residential Burglary	7	5	-29%	7.3	23	12	-48%	19.7	66	34	-48%	53.0	-36%	
Motor Vehicle Theft	18	6	-67%	9.0	56	47	-16%	40.3	115	140	22%	86.3	62%	
Larceny from Motor Vehicle	48	34	-29%	49.0	161	189	17%	167.0	400	414	4%	364.0	14%	
All Other, Larceny	98	66	-33%	93.3	323	286	-11%	354.0	663	655	-1%	747.0	-12%	
<b>Total Property Crime</b>	<b>176</b>	<b>114</b>	<b>-35%</b>	<b>162.7</b>	<b>577</b>	<b>541</b>	<b>-6%</b>	<b>591.0</b>	<b>1272</b>	<b>1259</b>	<b>-1%</b>	<b>1278.7</b>	<b>-2%</b>	
<b>Total Part I Crime</b>	<b>185</b>	<b>129</b>	<b>-30%</b>	<b>175.3</b>	<b>615</b>	<b>587</b>	<b>-5%</b>	<b>637.0</b>	<b>1372</b>	<b>1348</b>	<b>-2%</b>	<b>1382.3</b>	<b>-2%</b>	

**Footnotes:**  
<sup>1</sup> Homicides, rapes, and aggravated assaults are reported by victim; motor vehicle thefts are reported by vehicle; all other offenses are reported by incident  
<sup>2</sup> Homicide = 'MURDER/NONNEGLIGENT MANSLAUGHTER' & 'NEGLIGENT MANSLAUGHTER' only. **Excluded:** 'AUTO FATALITY, NEGLIGENT' & 'JUSTIFIABLE HOMICIDE'.  
<sup>3</sup> N/C indicates the percent change is Not Calculable; one cannot divide by zero

# WAVES

## Weekly Analysis for VBPD Engagement & Strategies

### 3rd Precinct

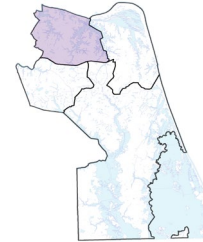
Chief of Police



Paul W. Neudigate



3rd Precinct Sworn Personnel as of 09/06/2022				
Gender		Race		
		White	Black	Other
Male	88	67	11	10
% of Total	83%	76%	13%	11%
Female	18	16	1	1
% of Total	17%	89%	6%	6%
<b>Total</b>	<b>106</b>	<b>83</b>	<b>12</b>	<b>11</b>
% of Total	100%	78%	11%	10%



Captain



Jeffery E. Wilkerson

Crime Statistics for Period Ending 08/31/2022 <sup>+</sup>														
	28 Day				91 Day				YTD					
	08/04/2021 to 08/31/2021	08/04/2022 to 08/31/2022	% Change	3 Year Avg of 28 Days	06/02/2021 to 08/31/2021	06/02/2022 to 08/31/2022	% Change	3 Year Avg of 91 Days	2021 YTD Ending 08/31/2021	2022 YTD Ending 08/31/2022	% Change	3 Year YTD Avg	2022 YTD Compared to 3 Year YTD Avg	
<b>Violent Crime</b>														
Homicide <sup>2</sup>	1	0	-100%	0.7	2	1	-50%	1.7	3	5	67%	4.0	25%	
Rape	1	1	0%	1.7	5	6	20%	6.0	13	16	23%	14.3	12%	
Robbery	1	10	900%	3.7	15	19	27%	16.3	35	44	26%	42.7	3%	
Aggravated Assault	15	6	-60%	8.0	46	22	-52%	27.7	104	51	-51%	71.7	-29%	
<b>Total Violent Crime</b>	<b>18</b>	<b>17</b>	<b>-6%</b>	<b>14.0</b>	<b>68</b>	<b>48</b>	<b>-29%</b>	<b>51.7</b>	<b>155</b>	<b>116</b>	<b>-25%</b>	<b>132.7</b>	<b>-13%</b>	
<b>Property Crime</b>														
Commercial Burglary	6	10	67%	2.3	10	19	90%	11.7	17	40	135%	44.3	-10%	
Residential Burglary	6	5	-17%	6.0	24	15	-38%	20.3	54	44	-19%	61.7	-29%	
Motor Vehicle Theft	40	34	-15%	25.7	101	96	-5%	77.7	236	274	16%	187.0	47%	
Larceny from Motor Vehicle	73	76	4%	67.3	223	332	49%	197.7	578	783	35%	529.7	48%	
All Other, Larceny	90	82	-9%	86.3	282	313	11%	285.3	624	802	29%	747.7	7%	
<b>Total Property Crime</b>	<b>215</b>	<b>207</b>	<b>-4%</b>	<b>187.7</b>	<b>640</b>	<b>775</b>	<b>21%</b>	<b>592.7</b>	<b>1509</b>	<b>1943</b>	<b>29%</b>	<b>1570.3</b>	<b>24%</b>	
<b>Total Part I Crime</b>	<b>233</b>	<b>224</b>	<b>-4%</b>	<b>201.7</b>	<b>708</b>	<b>823</b>	<b>16%</b>	<b>644.3</b>	<b>1664</b>	<b>2059</b>	<b>24%</b>	<b>1703.0</b>	<b>21%</b>	

**Footnotes:**

<sup>1</sup> Homicides, rapes, and aggravated assaults are reported by victim; motor vehicle thefts are reported by vehicle; all other offenses are reported by incident

<sup>2</sup> Homicide = 'MURDER/NONNEGLIGENT MANSLAUGHTER' & 'NEGLIGENT MANSLAUGHTER' only. **Excluded:** 'AUTO FATALITY, NEGLIGENT' & 'JUSTIFIABLE HOMICIDE'.

<sup>3</sup> N/C indicates the percent change is Not Calculable; one cannot divide by zero

Generated on: Tuesday, September 6, 2022

Data Source: PistolDSS..wvIBRecords

\*Data entry may not be complete for time period

# WAVES

## Weekly Analysis for VBPD Engagement & Strategies

### 4th Precinct

Chief of Police

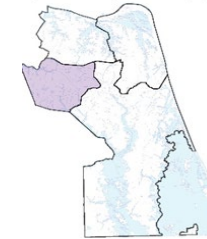


Paul W. Neudigate



4th Precinct Sworn Personnel as of 09/06/2022

Gender	Race			
	White	Black	Other	
Male	89	72	6	11
% of Total	84%	81%	7%	12%
Female	17	11	3	3
% of Total	16%	65%	18%	18%
Total	106	83	9	14
% of Total	100%	78%	8%	13%



Captain



Scott E. Wichtendahl

### Crime Statistics for Period Ending 08/31/2022<sup>+</sup>

	28 Day				91 Day				YTD				
	08/04/2021 to 08/31/2021	08/04/2022 to 08/31/2022	% Change	3 Year Avg of 28 Days	06/02/2021 to 08/31/2021	06/02/2022 to 08/31/2022	% Change	3 Year Avg of 91 Days	2021 YTD Ending 08/31/2021	2022 YTD Ending 08/31/2022	% Change	3 Year YTD Avg	2022 YTD Compared to 3 Year YTD Avg
<b>Violent Crime</b>													
Homicide <sup>2</sup>	0	0	0%	0.0	0	0	0%	0.3	3	5	67%	2.3	114%
Rape	1	0	-100%	1.3	4	4	0%	3.7	13	9	-31%	15.7	-43%
Robbery	0	9	N/C	2.7	6	19	217%	8.3	20	39	95%	24.7	58%
Aggravated Assault	2	3	50%	4.0	12	16	33%	16.0	38	35	-8%	39.0	-10%
<b>Total Violent Crime</b>	<b>3</b>	<b>12</b>	<b>300%</b>	<b>8.0</b>	<b>22</b>	<b>39</b>	<b>77%</b>	<b>28.3</b>	<b>74</b>	<b>88</b>	<b>19%</b>	<b>81.7</b>	<b>8%</b>
<b>Property Crime</b>													
Commercial Burglary	1	1	0%	1.7	6	8	33%	5.0	11	28	155%	17.3	62%
Residential Burglary	4	8	100%	4.7	18	23	28%	17.0	35	53	51%	48.0	10%
Motor Vehicle Theft	16	19	19%	14.0	53	84	58%	44.0	108	206	91%	107.0	93%
Larceny from Motor Vehicle	76	61	-20%	78.7	231	269	16%	244.3	528	636	20%	556.7	14%
All Other, Larceny	58	60	3%	64.7	172	207	20%	198.7	411	554	35%	517.7	7%
<b>Total Property Crime</b>	<b>155</b>	<b>149</b>	<b>-4%</b>	<b>163.7</b>	<b>480</b>	<b>591</b>	<b>23%</b>	<b>509.0</b>	<b>1093</b>	<b>1477</b>	<b>35%</b>	<b>1246.7</b>	<b>18%</b>
<b>Total Part I Crime</b>	<b>158</b>	<b>161</b>	<b>2%</b>	<b>171.7</b>	<b>502</b>	<b>630</b>	<b>25%</b>	<b>537.3</b>	<b>1167</b>	<b>1565</b>	<b>34%</b>	<b>1328.3</b>	<b>18%</b>

**Footnotes:**

<sup>1</sup> Homicides, rapes, and aggravated assaults are reported by victim; motor vehicle thefts are reported by vehicle; all other offenses are reported by incident

<sup>2</sup> Homicide = 'MURDER/NONNEGLIGENT MANSLAUGHTER' & 'NEGLIGENT MANSLAUGHTER' only. **Excluded:** 'AUTO FATALITY, NEGLIGENT' & 'JUSTIFIABLE HOMICIDE'.

<sup>3</sup> N/C indicates the percent change is Not Calculable; one cannot divide by zero

Generated on: Tuesday, September 6, 2022

Data Source: PistolDSS..vwIBRecords

\*Data entry may not be complete for time period