

WAVES

Weekly Analysis for VBPD Engagement & Strategies

Citywide

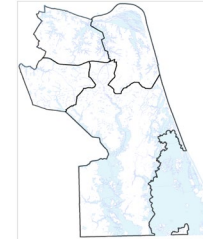
Chief of Police



Paul W. Neudigate



Citywide Sworn Personnel as of 08/29/2022				
Gender		Race		
		White	Black	Other
Male	594	508	41	45
% of Total	83%	86%	7%	8%
Female	124	105	10	9
% of Total	17%	85%	8%	7%
Total	718	613	51	54
% of Total	100%	85%	7%	8%



Crime Statistics for Period Ending 08/24/2022*														
	28 Day				91 Day				YTD					
	07/28/2021 to 08/24/2021	07/28/2022 to 08/24/2022	% Change	3 Year Avg of 28 Days	05/26/2021 to 08/24/2021	05/26/2022 to 08/24/2022	% Change	3 Year Avg of 91 Days	2021 YTD Ending 08/24/2021	2022 YTD Ending 08/24/2022	% Change	3 Year YTD Avg	2022 YTD Compared to 3 Year YTD Avg	
Violent Crime														
Homicide ²	1	1	0%	1.0	5	4	-20%	8.0	10	15	50%	14.7	2%	
Rape	3	5	67%	5.0	19	20	5%	21.7	50	49	-2%	55.0	-11%	
Robbery	4	25	525%	9.7	38	57	50%	41.3	99	124	25%	106.7	16%	
Aggravated Assault	27	17	-37%	22.7	96	71	-26%	90.0	220	146	-34%	202.0	-28%	
Total Violent Crime	35	48	37%	38.3	158	152	-4%	161.0	379	334	-12%	378.3	-12%	
Property Crime														
Commercial Burglary	13	8	-38%	8.7	32	38	19%	36.0	68	97	43%	107.0	-9%	
Residential Burglary	28	25	-11%	25.0	75	65	-13%	68.3	178	154	-13%	195.7	-21%	
Motor Vehicle Theft	90	56	-38%	65.7	243	256	5%	195.7	513	678	32%	438.3	55%	
Larceny from Motor Vehicle	225	165	-27%	230.3	719	982	37%	735.3	1747	2175	24%	1690.3	29%	
All Other, Larceny	316	250	-21%	307.3	932	1001	7%	1010.7	2025	2427	20%	2404.0	1%	
Total Property Crime	672	504	-25%	637.0	2001	2342	17%	2046.0	4531	5531	22%	4835.3	14%	
Total Part I Crime	707	552	-22%	675.3	2159	2494	16%	2207.0	4910	5865	19%	5213.7	12%	

Footnotes:

¹ Homicides, rapes, and aggravated assaults are reported by victim; motor vehicle thefts are reported by vehicle; all other offenses are reported by incident

² Homicide = 'MURDER/NONNEGLIGENT MANSLAUGHTER' & 'NEGLIGENT MANSLAUGHTER' only. **Excluded:** 'AUTO FATALITY, NEGLIGENT' & 'JUSTIFIABLE HOMICIDE'.

³ N/C indicates the percent change is Not Calculable; one cannot divide by zero

Generated on: Monday, August 29, 2022

Data Source: PistolDSS..vwIBRecords

*Data entry may not be complete for time period

WAVES

Weekly Analysis for VBPD Engagement & Strategies

1st Precinct

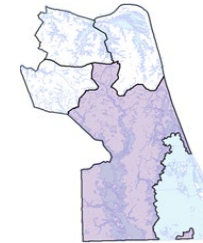
Chief of Police



Paul W. Neudigate



1st Precinct Sworn Personnel as of 08/29/2022				
Gender	Race			
	White	Black	Other	
Male	78	62	7	9
% of Total	83%	79%	9%	12%
Female	16	14	2	0
% of Total	17%	88%	13%	0%
Total	94	76	9	9
% of Total	100%	81%	10%	10%



Captain



Marcie R. Fox

Crime Statistics for Period Ending 08/24/2022*

	28 Day				91 Day				YTD				
	07/28/2021 to 08/24/2021	07/28/2022 to 08/24/2022	% Change	3 Year Avg of 28 Days	05/26/2021 to 08/24/2021	05/26/2022 to 08/24/2022	% Change	3 Year Avg of 91 Days	2021 YTD Ending 08/24/2021	2022 YTD Ending 08/24/2022	% Change	3 Year YTD Avg	2022 YTD Compared to 3 Year YTD Avg
Violent Crime													
Homicide ²	0	0	0%	0.0	2	0	-100%	5.0	2	1	-50%	6.0	-83%
Rape	0	1	N/C	0.0	3	4	33%	4.0	9	11	22%	10.7	3%
Robbery	0	3	N/C	0.3	4	6	50%	5.7	16	15	-6%	15.0	0%
Aggravated Assault	6	5	-17%	5.3	14	13	-7%	19.3	32	28	-13%	37.7	-26%
Total Violent Crime	6	9	50%	5.7	23	23	0%	34.0	59	55	-7%	69.3	-21%
Property Crime													
Commercial Burglary	0	1	N/C	1.0	3	5	67%	5.0	15	20	33%	19.3	3%
Residential Burglary	5	5	0%	3.3	10	12	20%	10.0	25	25	0%	36.0	-31%
Motor Vehicle Theft	14	10	-29%	10.7	31	34	10%	33.3	67	81	21%	67.7	20%
Larceny from Motor Vehicle	36	22	-39%	33.0	100	216	116%	118.3	290	420	45%	284.0	48%
All Other, Larceny	47	44	-6%	49.3	169	201	19%	168.7	385	480	25%	447.3	7%
Total Property Crime	102	82	-20%	97.3	313	468	50%	335.3	782	1026	31%	854.3	20%
Total Part I Crime	108	91	-16%	103.0	336	491	46%	369.3	841	1081	29%	923.7	17%

Footnotes:

¹ Homicides, rapes, and aggravated assaults are reported by victim; motor vehicle thefts are reported by vehicle; all other offenses are reported by incident

² Homicide = 'MURDER/NONNEGLIGENT MANSLAUGHTER' & 'NEGLIGENT MANSLAUGHTER' only. Excluded: 'AUTO FATALITY, NEGLIGENT' & 'JUSTIFIABLE HOMICIDE'.

³ N/C indicates the percent change is Not Calculable; one cannot divide by zero

Generated on: Monday, August 29, 2022

Data Source: PistolDSS..wwIBRecords


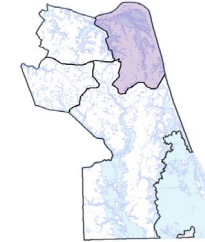
*Data entry may not be complete for time period

WAVES

Weekly Analysis for VBPD Engagement & Strategies 2nd Precinct



2nd Precinct Sworn Personnel as of 08/29/2022				
Gender		Race		
		White	Black	Other
Male	118	106	8	4
% of Total	86%	90%	7%	3%
Female	20	16	1	3
% of Total	14%	80%	5%	15%
Total	138	122	9	7
% of Total	100%	88%	7%	5%



Crime Statistics for Period Ending 08/24/2022 ⁺													
	28 Day				91 Day				YTD				
	07/28/2021 to 08/24/2021	07/28/2022 to 08/24/2022	% Change	3 Year Avg of 28 Days	05/26/2021 to 08/24/2021	05/26/2022 to 08/24/2022	% Change	3 Year Avg of 91 Days	2021 YTD Ending 08/24/2021	2022 YTD Ending 08/24/2022	% Change	3 Year YTD Avg	2022 YTD Compared to 3 Year YTD Avg
Violent Crime													
Homicide ²	0	1	N/C	0.3	1	2	100%	1.0	2	4	100%	2.3	71%
Rape	1	2	100%	2.0	6	5	-17%	7.3	15	12	-20%	14.7	-18%
Robbery	1	5	400%	2.7	11	15	36%	10.3	28	31	11%	25.3	22%
Aggravated Assault	6	5	-17%	6.0	22	20	-9%	26.3	54	36	-33%	57.7	-38%
Total Violent Crime	8	13	63%	11.0	40	42	5%	45.0	99	83	-16%	100.0	-17%
Property Crime													
Commercial Burglary	6	1	-83%	3.3	14	5	-64%	14.0	27	14	-48%	27.0	-48%
Residential Burglary	11	6	-45%	8.7	23	16	-30%	19.7	66	35	-47%	52.0	-33%
Motor Vehicle Theft	14	5	-64%	9.3	56	49	-13%	40.7	110	138	25%	83.3	66%
Larceny from Motor Vehicle	45	28	-38%	50.0	165	184	12%	166.3	389	399	3%	352.7	13%
All Other, Larceny	107	64	-40%	102.7	317	288	-9%	356.0	638	631	-1%	727.3	-13%
Total Property Crime	183	104	-43%	174.0	575	542	-6%	596.7	1230	1217	-1%	1242.3	-2%
Total Part I Crime	191	117	-39%	185.0	615	584	-5%	641.7	1329	1300	-2%	1342.3	-3%

Footnotes:
¹ Homicides, rapes, and aggravated assaults are reported by victim; motor vehicle thefts are reported by vehicle; all other offenses are reported by incident
² Homicide = 'MURDER/NONNEGLIGENT MANSLAUGHTER' & 'NEGLIGENT MANSLAUGHTER' only. **Excluded:** 'AUTO FATALITY, NEGLIGENT' & 'JUSTIFIABLE HOMICIDE'.
³ N/C indicates the percent change is Not Calculable; one cannot divide by zero

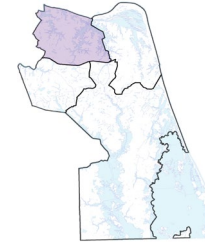
WAVES

Weekly Analysis for VBPD Engagement & Strategies

3rd Precinct



3rd Precinct Sworn Personnel as of 08/29/2022				
Gender		Race		
		White	Black	Other
Male	87	66	10	11
	% of Total	84%	11%	13%
Female	16	14	1	1
	% of Total	16%	6%	6%
Total	103	80	11	12
	% of Total	78%	11%	12%



Crime Statistics for Period Ending 08/24/2022 ⁺													
	28 Day				91 Day				YTD				
	07/28/2021 to 08/24/2021	07/28/2022 to 08/24/2022	% Change	3 Year Avg of 28 Days	05/26/2021 to 08/24/2021	05/26/2022 to 08/24/2022	% Change	3 Year Avg of 91 Days	2021 YTD Ending 08/24/2021	2022 YTD Ending 08/24/2022	% Change	3 Year YTD Avg	2022 YTD Compared to 3 Year YTD Avg
Violent Crime													
Homicide ²	1	0	-100%	0.7	2	1	-50%	1.7	3	5	67%	4.0	25%
Rape	1	2	100%	1.3	6	7	17%	6.3	13	17	31%	14.0	21%
Robbery	3	10	233%	5.0	16	18	13%	17.0	35	41	17%	42.7	-4%
Aggravated Assault	12	4	-67%	7.3	45	21	-53%	27.7	97	48	-51%	68.7	-30%
Total Violent Crime	17	16	-6%	14.3	69	47	-32%	52.7	148	111	-25%	129.3	-14%
Property Crime													
Commercial Burglary	5	5	0%	2.3	8	14	75%	11.7	15	35	133%	43.7	-20%
Residential Burglary	7	6	-14%	6.3	25	15	-40%	21.0	53	44	-17%	60.3	-27%
Motor Vehicle Theft	46	24	-48%	30.0	103	90	-13%	77.3	231	260	13%	183.0	42%
Larceny from Motor Vehicle	70	62	-11%	67.3	224	312	39%	206.0	561	745	33%	516.3	44%
All Other, Larceny	102	87	-15%	90.7	282	312	11%	286.7	605	779	29%	727.0	7%
Total Property Crime	230	184	-20%	196.7	642	743	16%	602.7	1465	1863	27%	1530.3	22%
Total Part I Crime	247	200	-19%	211.0	711	790	11%	655.3	1613	1974	22%	1659.7	19%

Footnotes:

¹ Homicides, rapes, and aggravated assaults are reported by victim; motor vehicle thefts are reported by vehicle; all other offenses are reported by incident

² Homicide = 'MURDER/NONNEGLIGENT MANSLAUGHTER' & 'NEGLIGENT MANSLAUGHTER' only. **Excluded:** 'AUTO FATALITY, NEGLIGENT' & 'JUSTIFIABLE HOMICIDE'.

³ N/C indicates the percent change is Not Calculable; one cannot divide by zero

Generated on: Monday, August 29, 2022

Data Source: PistolDSS..vwIBRecords

*Data entry may not be complete for time period


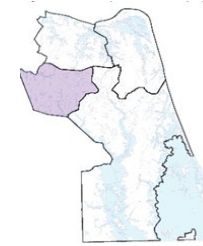
WAVES

Weekly Analysis for VBPD Engagement & Strategies

4th Precinct



Gender	Race			
	White	Black	Other	
Male	83	66	6	11
% of Total	83%	80%	7%	13%
Female	17	11	3	3
% of Total	17%	65%	18%	18%
Total	100	77	9	14
% of Total	100%	77%	9%	14%



Crime Statistics for Period Ending 08/24/2022 ⁺													
	28 Day				91 Day				YTD				
	07/28/2021 to 08/24/2021	07/28/2022 to 08/24/2022	% Change	3 Year Avg of 28 Days	05/26/2021 to 08/24/2021	05/26/2022 to 08/24/2022	% Change	3 Year Avg of 91 Days	2021 YTD Ending 08/24/2021	2022 YTD Ending 08/24/2022	% Change	3 Year YTD Avg	2022 YTD Compared to 3 Year YTD Avg
Violent Crime													
Homicide ²	0	0	0%	0.0	0	1	N/C	0.3	3	5	67%	2.3	114%
Rape	1	0	-100%	1.7	4	4	0%	4.0	13	9	-31%	15.7	-43%
Robbery	0	7	N/C	1.7	7	18	157%	8.3	20	37	85%	23.7	56%
Aggravated Assault	3	3	0%	4.0	15	17	13%	16.7	37	34	-8%	38.0	-11%
Total Violent Crime	4	10	150%	7.3	26	40	54%	29.3	73	85	16%	79.7	7%
Property Crime													
Commercial Burglary	2	1	-50%	2.0	7	14	100%	5.3	11	28	155%	17.0	65%
Residential Burglary	5	8	60%	6.7	17	22	29%	17.7	34	50	47%	47.3	6%
Motor Vehicle Theft	16	17	6%	15.7	53	83	57%	44.3	105	199	90%	104.3	91%
Larceny from Motor Vehicle	74	53	-28%	80.0	230	270	17%	244.7	507	611	21%	537.3	14%
All Other, Larceny	60	55	-8%	64.7	164	200	22%	199.3	397	537	35%	502.3	7%
Total Property Crime	157	134	-15%	169.0	471	589	25%	511.3	1054	1425	35%	1208.3	18%
Total Part I Crime	161	144	-11%	176.3	497	629	27%	540.7	1127	1510	34%	1288.0	17%

Footnotes:
¹ Homicides, rapes, and aggravated assaults are reported by victim; motor vehicle thefts are reported by vehicle; all other offenses are reported by incident
² Homicide = 'MURDER/NONNEGLIGENT MANSLAUGHTER' & 'NEGLIGENT MANSLAUGHTER' only. **Excluded:** 'AUTO FATALITY, NEGLIGENT' & 'JUSTIFIABLE HOMICIDE'.
³ N/C indicates the percent change is Not Calculable; one cannot divide by zero

Generated on: Monday, August 29, 2022
 Data Source: PistolDSS..vwIBRecords
 *Data entry may not be complete for time period