

WAVES

Weekly Analysis for VBPD Engagement & Strategies

Citywide

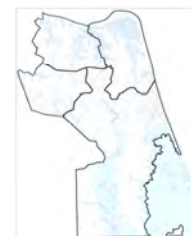
Chief of Police



Paul W. Neudigate



Citywide Sworn Personnel as of 08/22/2022				
Gender	Race			
	White	Black	Other	
Male	591	506	41	44
% of Total	83%	86%	7%	7%
Female	124	105	10	9
% of Total	17%	85%	8%	7%
Total	715	611	51	53
% of Total	100%	85%	7%	7%



Crime Statistics for Period Ending 08/17/2022⁺

	28 Day				91 Day				YTD				
	07/21/2021 to 08/17/2021	07/21/2022 to 08/17/2022	% Change	3 Year Avg of 28 Days	05/19/2021 to 08/17/2021	05/19/2022 to 08/17/2022	% Change	3 Year Avg of 91 Days	2021 YTD Ending 08/17/2021	2022 YTD Ending 08/17/2022	% Change	3 Year YTD Avg	2022 YTD Compared to 3 Year YTD Avg
Violent Crime													
Homicide ²	1	1	0%	1.3	6	4	-33%	8.7	10	15	50%	14.7	2%
Rape	3	4	33%	4.0	20	21	5%	22.7	49	47	-4%	53.3	-12%
Robbery	9	16	78%	12.3	41	49	20%	40.0	98	114	16%	103.3	10%
Aggravated Assault	24	14	-42%	21.3	97	71	-27%	90.3	212	139	-34%	194.7	-29%
Total Violent Crime	37	35	-5%	39.0	164	145	-12%	161.7	369	315	-15%	366.0	-14%
Property Crime													
Commercial Burglary	13	8	-38%	8.3	32	39	22%	37.7	65	96	48%	104.0	-8%
Residential Burglary	30	24	-20%	24.3	81	66	-19%	68.7	172	149	-13%	189.0	-21%
Motor Vehicle Theft	87	65	-25%	66.0	244	242	-1%	193.3	496	650	31%	424.7	53%
Larceny from Motor Vehicle	229	196	-14%	229.3	705	967	37%	719.7	1684	2081	24%	1627.7	28%
All Other, Larceny	321	218	-32%	316.7	930	955	3%	1006.0	1955	2304	18%	2327.3	-1%
Total Property Crime	680	511	-25%	644.7	1992	2269	14%	2025.3	4372	5280	21%	4672.7	13%
Total Part I Crime	717	546	-24%	683.7	2156	2414	12%	2187.0	4741	5595	18%	5038.7	11%

Footnotes:

¹ Homicides, rapes, and aggravated assaults are reported by victim; motor vehicle thefts are reported by vehicle; all other offenses are reported by incident

² Homicide = 'MURDER/NONNEGLIGENT MANSLAUGHTER' & 'NEGLIGENT MANSLAUGHTER' only. **Excluded:** 'AUTO FATALITY, NEGLIGENT' & 'JUSTIFIABLE HOMICIDE'

³ N/C indicates the percent change is Not Calculable; one cannot divide by zero

Generated on: Monday, August 22, 2022

Data Source: PistolDSS.vwIBRecords

*Data entry may not be complete for time period

WAVES

Weekly Analysis for VBPD Engagement & Strategies

1st Precinct

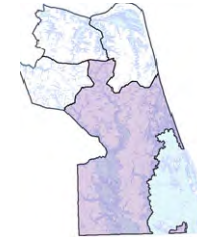
Chief of Police



Paul W. Neudigate



1st Precinct Sworn Personnel as of 08/22/2022				
Gender	Race			
	White	Black	Other	
Male	78	62	7	9
% of Total	83%	79%	9%	12%
Female	16	14	2	0
% of Total	17%	88%	13%	0%
Total	94	76	9	9
% of Total	100%	81%	10%	10%



Captain



Marcie R. Fox

Crime Statistics for Period Ending 08/17/2022⁺

	28 Day				91 Day				YTD				
	07/21/2021 to 08/17/2021	07/21/2022 to 08/17/2022	% Change	3 Year Avg of 28 Days	05/19/2021 to 08/17/2021	05/19/2022 to 08/17/2022	% Change	3 Year Avg of 91 Days	2021 YTD Ending 08/17/2021	2022 YTD Ending 08/17/2022	% Change	3 Year YTD Avg	2022 YTD Compared to 3 Year YTD Avg
Violent Crime													
Homicide ²	0	0	0%	0.3	2	0	-100%	5.3	2	1	-50%	6.0	-83%
Rape	0	2	N/C	0.3	3	6	100%	4.7	9	11	22%	10.7	3%
Robbery	1	2	100%	1.3	6	5	-17%	6.3	16	14	-13%	15.0	-7%
Aggravated Assault	5	5	0%	5.3	15	12	-20%	19.0	31	27	-13%	36.7	-26%
Total Violent Crime	6	9	50%	7.3	26	23	-12%	35.3	58	53	-9%	68.3	-22%
Property Crime													
Commercial Burglary	1	2	100%	1.7	4	5	25%	6.0	15	20	33%	19.3	3%
Residential Burglary	6	8	33%	3.3	11	12	9%	10.7	25	25	0%	35.3	-29%
Motor Vehicle Theft	13	10	-23%	11.3	28	28	0%	31.7	63	74	17%	65.3	13%
Larceny from Motor Vehicle	42	56	33%	38.3	99	212	114%	118.3	283	406	43%	277.3	46%
All Other, Larceny	54	45	-17%	52.0	171	200	17%	170.0	374	458	22%	434.3	5%
Total Property Crime	116	121	4%	106.7	313	457	46%	336.7	760	983	29%	831.7	18%
Total Part I Crime	122	130	7%	114.0	339	480	42%	372.0	818	1036	27%	900.0	15%

Footnotes:

¹ Homicides, rapes, and aggravated assaults are reported by victim; motor vehicle thefts are reported by vehicle; all other offenses are reported by incident

² Homicide = 'MURDER/NONNEGLIGENT MANSLAUGHTER' & 'NEGLIGENT MANSLAUGHTER' only. **Excluded:** 'AUTO FATALITY, NEGLIGENT' & 'JUSTIFIABLE HOMICIDE'.

³ N/C indicates the percent change is Not Calculable; one cannot divide by zero

Generated on: Monday, August 22, 2022

Data Source: PistolDSS..vwIBRecords

*Data entry may not be complete for time period

WAVES

Weekly Analysis for VBPD Engagement & Strategies

2nd Precinct

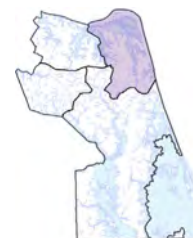
Chief of Police



Paul W. Neudigate



2nd Precinct Sworn Personnel as of 08/22/2022				
Gender	Race			
	White	Black	Other	
Male	118	106	8	4
% of Total	86%	90%	7%	3%
Female	19	16	0	3
% of Total	14%	84%	0%	16%
Total	137	122	8	7
% of Total	100%	89%	6%	5%



Captain



Harry I. McBrien

Crime Statistics for Period Ending 08/17/2022⁺

	28 Day				91 Day				YTD				
	07/21/2021 to 08/17/2021	07/21/2022 to 08/17/2022	% Change	3 Year Avg of 28 Days	05/19/2021 to 08/17/2021	05/19/2022 to 08/17/2022	% Change	3 Year Avg of 91 Days	2021 YTD Ending 08/17/2021	2022 YTD Ending 08/17/2022	% Change	3 Year YTD Avg	2022 YTD Compared to 3 Year YTD Avg
Violent Crime													
Homicide ²	0	1	N/C	0.3	1	2	100%	1.0	2	4	100%	2.3	71%
Rape	1	2	100%	1.7	6	5	-17%	7.0	14	12	-14%	14.0	-14%
Robbery	2	5	150%	2.7	10	15	50%	9.0	27	31	15%	24.0	29%
Aggravated Assault	2	2	0%	4.0	20	21	5%	25.7	50	33	-34%	55.3	-40%
Total Violent Crime	5	10	100%	8.7	37	43	16%	42.7	93	80	-14%	95.7	-16%
Property Crime													
Commercial Burglary	5	1	-80%	2.3	13	5	-62%	13.7	26	14	-46%	25.7	-45%
Residential Burglary	10	5	-50%	8.0	24	16	-33%	19.0	64	34	-47%	50.0	-32%
Motor Vehicle Theft	12	6	-50%	9.7	54	50	-7%	41.0	106	136	28%	81.0	68%
Larceny from Motor Vehicle	38	30	-21%	42.0	160	181	13%	164.0	370	387	5%	336.7	15%
All Other, Larceny	107	61	-43%	116.0	313	278	-11%	354.3	612	604	-1%	705.7	-14%
Total Property Crime	172	103	-40%	178.0	564	530	-6%	592.0	1178	1175	0%	1199.0	-2%
Total Part I Crime	177	113	-36%	186.7	601	573	-5%	634.7	1271	1255	-1%	1294.7	-3%

Footnotes:

¹ Homicides, rapes, and aggravated assaults are reported by victim; motor vehicle thefts are reported by vehicle; all other offenses are reported by incident

² Homicide = 'MURDER/NONNEGLIGENT MANSLAUGHTER' & 'NEGLIGENT MANSLAUGHTER' only. **Excluded:** 'AUTO FATALITY, NEGLIGENT' & 'JUSTIFIABLE HOMICIDE'.

³ N/C indicates the percent change is Not Calculable; one cannot divide by zero

Generated on: Monday, August 22, 2022

Data Source: PistolDSS..vwIBRecords

*Data entry may not be complete for time period

WAVES

Weekly Analysis for VBPD Engagement & Strategies

3rd Precinct

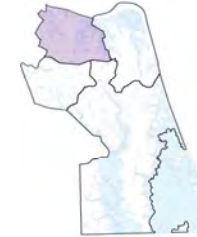
Chief of Police



Paul W. Neudigate



3rd Precinct Sworn Personnel as of 08/22/2022				
Gender	Race			
	White	Black	Other	
Male	87	66	10	11
% of Total	84%	76%	11%	13%
Female	16	14	1	1
% of Total	16%	88%	6%	6%
Total	103	80	11	12
% of Total	100%	78%	11%	12%



Captain



Jeffery E. Wilkerson

Crime Statistics for Period Ending 08/17/2022⁺

	28 Day				91 Day				YTD				
	07/21/2021 to 08/17/2021	07/21/2022 to 08/17/2022	% Change	3 Year Avg of 28 Days	05/19/2021 to 08/17/2021	05/19/2022 to 08/17/2022	% Change	3 Year Avg of 91 Days	2021 YTD Ending 08/17/2021	2022 YTD Ending 08/17/2022	% Change	3 Year YTD Avg	2022 YTD Compared to 3 Year YTD Avg
Violent Crime													
Homicide ²	1	0	-100%	0.7	2	1	-50%	1.7	3	5	67%	4.0	25%
Rape	1	0	-100%	0.7	6	5	-17%	6.7	13	15	15%	13.3	13%
Robbery	5	5	0%	6.0	18	15	-17%	16.7	35	36	3%	41.3	-13%
Aggravated Assault	13	4	-69%	9.0	46	21	-54%	29.3	94	46	-51%	66.0	-30%
Total Violent Crime	20	9	-55%	16.3	72	42	-42%	54.3	145	102	-30%	124.7	-18%
Property Crime													
Commercial Burglary	4	4	0%	3.0	8	13	63%	13.0	14	33	136%	43.3	-24%
Residential Burglary	7	4	-43%	6.3	27	15	-44%	20.7	50	42	-16%	58.0	-28%
Motor Vehicle Theft	47	20	-57%	29.3	105	84	-20%	75.7	226	247	9%	177.3	39%
Larceny from Motor Vehicle	67	56	-16%	66.0	218	300	38%	195.3	539	702	30%	494.3	42%
All Other, Larceny	101	73	-28%	86.3	283	295	4%	284.7	587	736	25%	704.3	4%
Total Property Crime	226	157	-31%	191.0	641	707	10%	589.3	1416	1760	24%	1477.3	19%
Total Part I Crime	246	166	-33%	207.3	713	749	5%	643.7	1561	1862	19%	1602.0	16%

Footnotes:

¹ Homicides, rapes, and aggravated assaults are reported by victim; motor vehicle thefts are reported by vehicle; all other offenses are reported by incident

² Homicide = 'MURDER/NONNEGLIGENT MANSLAUGHTER' & 'NEGLIGENT MANSLAUGHTER' only. **Excluded:** 'AUTO FATALITY, NEGLIGENT' & 'JUSTIFIABLE HOMICIDE'.

³ N/C indicates the percent change is Not Calculable; one cannot divide by zero

Generated on: Monday, August 22, 2022

Data Source: PistolDSS..vwIBRrecords

*Data entry may not be complete for time period


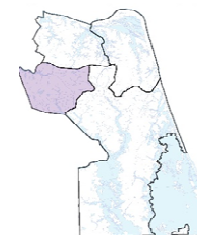
WAVES

Weekly Analysis for VBPD Engagement & Strategies

4th Precinct



4th Precinct Sworn Personnel as of 08/22/2022				
Gender	Race			
	White	Black	Other	
Male	83	66	6	11
% of Total	82%	80%	7%	13%
Female	18	11	4	3
% of Total	18%	61%	22%	17%
Total	101	77	10	14
% of Total	100%	76%	10%	14%



Crime Statistics for Period Ending 08/17/2022⁺

	28 Day				91 Day				YTD				
	07/21/2021 to 08/17/2021	07/21/2022 to 08/17/2022	% Change	3 Year Avg of 28 Days	05/19/2021 to 08/17/2021	05/19/2022 to 08/17/2022	% Change	3 Year Avg of 91 Days	2021 YTD Ending 08/17/2021	2022 YTD Ending 08/17/2022	% Change	3 Year YTD Avg	2022 YTD Compared to 3 Year YTD Avg
Violent Crime													
Homicide ²	0	0	0%	0.0	1	1	0%	0.7	3	5	67%	2.3	114%
Rape	1	0	-100%	1.3	5	5	0%	4.3	13	9	-31%	15.3	-41%
Robbery	1	4	300%	2.3	7	14	100%	8.0	20	33	65%	23.0	43%
Aggravated Assault	4	3	-25%	3.0	16	17	6%	16.3	37	33	-11%	36.7	-10%
Total Violent Crime	6	7	17%	6.7	29	37	28%	29.3	73	80	10%	77.3	3%
Property Crime													
Commercial Burglary	3	1	-67%	1.3	7	16	129%	5.0	10	29	190%	15.7	85%
Residential Burglary	7	7	0%	6.7	19	23	21%	18.3	33	48	45%	45.7	5%
Motor Vehicle Theft	15	29	93%	15.7	57	80	40%	45.0	101	193	91%	101.0	91%
Larceny from Motor Vehicle	82	54	-34%	83.0	228	274	20%	242.0	492	586	19%	519.3	13%
All Other, Larceny	59	39	-34%	62.3	163	182	12%	197.0	382	506	32%	483.0	5%
Total Property Crime	166	130	-22%	169.0	474	575	21%	507.3	1018	1362	34%	1164.7	17%
Total Part I Crime	172	137	-20%	175.7	503	612	22%	536.7	1091	1442	32%	1242.0	16%

Footnotes:

¹ Homicides, rapes, and aggravated assaults are reported by victim; motor vehicle thefts are reported by vehicle; all other offenses are reported by incident

² Homicide = 'MURDER/NONNEGLIGENT MANSLAUGHTER' & 'NEGLIGENT MANSLAUGHTER' only. **Excluded:** 'AUTO FATALITY, NEGLIGENT' & 'JUSTIFIABLE HOMICIDE'.

³ N/C indicates the percent change is Not Calculable; one cannot divide by zero

Generated on: Monday, August 22, 2022

Data Source: PistolDSS.vwIBRrecords

*Data entry may not be complete for time period