

WAVES

Weekly Analysis for VBPD Engagement and Strategies
August 18, 2021

Compiled by: Analytical Services Unit

WAVES

Weekly Analysis for VBPD Engagement & Strategies

Citywide

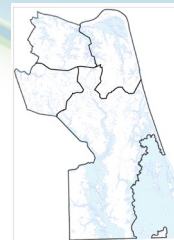
Chief of Police



Paul W. Neudigate



Citywide Sworn Personnel as of 08/17/2021					
Gender	Race				
	White	Black	Hispanic	Other	
Male	595	485	40	35	35
% of Total	84%	82%	7%	6%	6%
Female	116	98	9	3	6
% of Total	16%	84%	8%	3%	5%
Total	711	583	49	38	41
% of Total	100%	82%	7%	5%	6%



Crime Statistics for Period Ending 08/17/2021

	28 Day				91 Day				YTD				
	07/21/2020 to 08/17/2020	07/21/2021 to 08/17/2021	% Change	3 Year Avg of 28 Days	05/19/2020 to 08/17/2020	05/19/2021 to 08/17/2021	% Change	3 Year Avg of 91 Days	2020 YTD Ending 08/17/2020	2021 YTD Ending 08/17/2021	% Change	3 Year YTD Avg	2021 YTD Compared to 3 Year YTD Avg
Violent Crime													
Homicide ²	3	0	-100%	1.7	5	5	0%	8.0	13	10	-23%	15.0	-33%
Rape	4	1	-75%	6.3	24	16	-33%	26.3	55	41	-25%	59.3	-31%
Robbery	11	8	-27%	11.3	32	39	22%	39.7	85	97	14%	107.0	-9%
Aggravated Assault	16	19	19%	22.7	92	77	-16%	91.0	189	168	-11%	198.0	-15%
Total Violent Crime	34	28	-18%	42.0	153	137	-10%	165.0	342	316	-8%	379.3	-17%
Property Crime													
Commercial Burglary	7	12	71%	10.3	48	32	-33%	40.3	170	65	-62%	105.0	-38%
Residential Burglary	22	24	9%	25.3	54	75	39%	76.3	174	166	-5%	222.0	-25%
Motor Vehicle Theft	55	77	40%	57.0	150	234	56%	168.3	395	487	23%	384.3	27%
Larceny from Motor Vehicle	157	185	18%	226.0	551	655	19%	731.7	1371	1627	19%	1626.7	0%
All Other, Larceny	273	258	-5%	332.3	936	852	-9%	1073.7	2285	1856	-19%	2548.0	-27%
Total Property Crime	514	556	8%	651.0	1739	1848	6%	2090.3	4395	4201	-4%	4886.0	-14%
Total Part I Crime	548	584	7%	693.0	1892	1985	5%	2255.3	4737	4517	-5%	5265.3	-14%

Footnotes:

¹Homicides, rapes, and aggravated assaults are reported by victim; motor vehicle thefts are reported by vehicle; all other offenses are reported by incident

²Homicide = 'MURDER/NONNEGLIGENT MANSLAUGHTER', 'NEGLIGENT MANSLAUGHTER', 'AUTO FATALITY, NEGLIGENT'

³N/C indicates the percent change is Not Calculable; one cannot divide by zero

Data Source: PistolDSS.vw|BRrecords

Data entry may not be complete for time period

WAVES

Weekly Analysis for VBPD Engagement & Strategies

1st Precinct

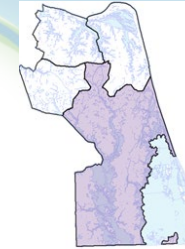
Chief of Police



Paul W. Neudigate



1st Precinct Sworn Personnel as of 08/17/2021					
Gender		Race			
		White	Black	Hispanic	Other
Male	77	59	5	7	6
% of Total	84%	77%	6%	9%	8%
Female	15	14	0	0	1
% of Total	16%	93%	0%	0%	7%
Total	92	73	5	7	7
% of Total	100%	79%	5%	8%	8%



Captain



Marcie R. Fox

Crime Statistics for Period Ending 08/17/2021

	28 Day				91 Day				YTD				
	07/21/2020 to 08/17/2020	07/21/2021 to 08/17/2021	% Change	3 Year Avg of 28 Days	05/19/2020 to 08/17/2020	05/19/2021 to 08/17/2021	% Change	3 Year Avg of 91 Days	2020 YTD Ending 08/17/2020	2021 YTD Ending 08/17/2021	% Change	3 Year YTD Avg	2021 YTD Compared to 3 Year YTD Avg
Violent Crime													
Homicide ²	2	0	-100%	0.7	2	2	0%	5.0	2	2	0%	6.3	-68%
Rape	0	0	0%	1.0	5	4	-20%	7.7	13	8	-38%	14.3	-44%
Robbery	0	1	N/C	1.0	5	6	20%	5.7	11	16	45%	17.7	-9%
Aggravated Assault	2	3	50%	4.7	15	10	-33%	19.0	34	23	-32%	39.3	-42%
Total Violent Crime	4	4	0%	7.3	27	22	-19%	37.3	60	49	-18%	77.7	-37%
Property Crime													
Commercial Burglary	1	1	0%	4.7	4	5	25%	9.3	18	16	-11%	22.0	-27%
Residential Burglary	2	3	50%	3.0	7	8	14%	12.0	33	22	-33%	46.7	-53%
Motor Vehicle Theft	12	12	0%	14.0	29	27	-7%	31.7	56	62	11%	65.3	-5%
Larceny from Motor Vehicle	17	30	76%	39.0	86	86	0%	122.3	218	269	23%	262.3	3%
All Other, Larceny	33	41	24%	58.7	121	157	30%	191.0	384	357	-7%	502.3	-29%
Total Property Crime	65	87	34%	119.3	247	283	15%	366.3	709	726	2%	898.7	-19%
Total Part I Crime	69	91	32%	126.7	274	305	11%	403.7	769	775	1%	976.3	-21%

Footnotes:

¹Homicides, rapes, and aggravated assaults are reported by victim; motor vehicle thefts are reported by vehicle; all other offenses are reported by incident

²Homicide = 'MURDER/NONNEGLIGENT MANSLAUGHTER', 'NEGLIGENT MANSLAUGHTER', 'AUTO FATALITY, NEGLIGENT'

³N/C indicates the percent change is Not Calculable; one cannot divide by zero

Data Source: PistolDSS..wvBRrecords

Data entry may not be complete for time period

WAVES

Weekly Analysis for VBPD Engagement & Strategies

2nd Precinct

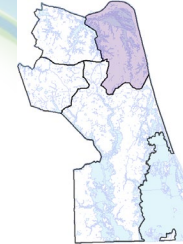
Chief of Police



Paul W. Neudigate



2nd Precinct Sworn Personnel as of 08/17/2021					
Gender	Race				
	White	Black	Hispanic	Other	
Male	111	97	6	5	3
% of Total	85%	87%	5%	5%	3%
Female	19	14	2	1	2
% of Total	15%	74%	11%	5%	11%
Total	130	111	8	6	5
% of Total	100%	85%	6%	5%	4%



Captain



Harry I. McBrien

Crime Statistics for Period Ending 08/17/2021

	28 Day				91 Day				YTD				
	07/21/2020 to 08/17/2020	07/21/2021 to 08/17/2021	% Change	3 Year Avg of 28 Days	05/19/2020 to 08/17/2020	05/19/2021 to 08/17/2021	% Change	3 Year Avg of 91 Days	2020 YTD Ending 08/17/2020	2021 YTD Ending 08/17/2021	% Change	3 Year YTD Avg	2021 YTD Compared to 3 Year YTD Avg
Violent Crime													
Homicide ²	1	0	-100%	0.7	2	1	-50%	1.0	2	3	50%	2.3	29%
Rape	2	0	-100%	3.0	7	4	-43%	8.3	15	12	-20%	16.7	-28%
Robbery	2	2	0%	2.7	6	10	67%	10.7	16	28	75%	23.3	20%
Aggravated Assault	4	2	-50%	7.7	37	14	-62%	33.3	69	40	-42%	67.3	-41%
Total Violent Crime	9	4	-56%	14.0	52	29	-44%	53.3	102	83	-19%	109.7	-24%
Property Crime													
Commercial Burglary	1	5	400%	1.0	21	13	-38%	10.3	35	26	-26%	19.7	32%
Residential Burglary	6	7	17%	7.3	16	21	31%	20.0	42	61	45%	53.0	15%
Motor Vehicle Theft	9	11	22%	8.3	40	54	35%	35.3	73	107	47%	74.3	44%
Larceny from Motor Vehicle	47	32	-32%	42.0	172	152	-12%	157.3	328	361	10%	325.3	11%
All Other, Larceny	122	91	-25%	119.0	375	289	-23%	376.0	689	587	-15%	745.7	-21%
Total Property Crime	185	146	-21%	177.7	624	529	-15%	599.0	1167	1142	-2%	1218.0	-6%
Total Part I Crime	194	150	-23%	191.7	676	558	-17%	652.3	1269	1225	-3%	1327.7	-8%

Footnotes:

¹Homicides, rapes, and aggravated assaults are reported by victim; motor vehicle thefts are reported by vehicle; all other offenses are reported by incident

²Homicide = 'MURDER/NONNEGLIGENT MANSLAUGHTER', 'NEGLIGENT MANSLAUGHTER', 'AUTO FATALITY, NEGLIGENT'

³N/C indicates the percent change is Not Calculable; one cannot divide by zero

WAVES

Weekly Analysis for VBPD Engagement & Strategies

3rd Precinct

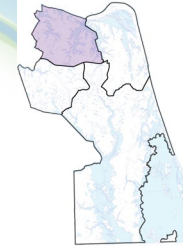
Chief of Police




Paul W. Neudigate



3rd Precinct Sworn Personnel as of 08/17/2021					
Gender	Race				
	White	Black	Hispanic	Other	
Male	85	63	7	10	5
% of Total	82%	74%	8%	12%	6%
Female	19	17	2	0	0
% of Total	18%	89%	11%	0%	0%
Total	104	80	9	10	5
% of Total	100%	77%	9%	10%	5%



Captain



Jeffery E. Wilkerson

Crime Statistics for Period Ending 08/17/2021

	28 Day				91 Day				YTD				
	07/21/2020 to 08/17/2020	07/21/2021 to 08/17/2021	% Change	3 Year Avg of 28 Days	05/19/2020 to 08/17/2020	05/19/2021 to 08/17/2021	% Change	3 Year Avg of 91 Days	2020 YTD Ending 08/17/2020	2021 YTD Ending 08/17/2021	% Change	3 Year YTD Avg	2021 YTD Compared to 3 Year YTD Avg
Violent Crime													
Homicide ²	0	0	0%	0.3	0	1	N/C	1.3	6	2	-67%	4.3	-54%
Rape	1	1	0%	0.7	7	4	-43%	5.7	13	9	-31%	13.0	-31%
Robbery	7	4	-43%	5.0	13	16	23%	14.7	37	33	-11%	40.3	-18%
Aggravated Assault	7	11	57%	7.3	21	39	86%	22.7	48	74	54%	54.0	37%
Total Violent Crime	15	16	7%	13.3	41	60	46%	44.3	104	118	13%	111.7	6%
Property Crime													
Commercial Burglary	4	3	-25%	3.3	18	7	-61%	15.0	88	13	-85%	45.3	-71%
Residential Burglary	5	7	40%	8.7	14	28	100%	22.7	60	51	-15%	63.3	-19%
Motor Vehicle Theft	23	42	83%	19.0	49	99	102%	58.0	167	219	31%	138.7	58%
Larceny from Motor Vehicle	57	54	-5%	67.3	151	202	34%	203.7	445	522	17%	485.7	7%
All Other, Larceny	66	77	17%	83.0	265	256	-3%	277.0	740	559	-24%	746.7	-25%
Total Property Crime	155	183	18%	181.3	497	592	19%	576.3	1500	1364	-9%	1479.7	-8%
Total Part I Crime	170	199	17%	194.7	538	652	21%	620.7	1604	1482	-8%	1591.3	-7%

Footnotes:

¹Homicides, rapes, and aggravated assaults are reported by victim; motor vehicle thefts are reported by vehicle; all other offenses are reported by incident

²Homicide = 'MURDER/NONNEGLIGENT MANSLAUGHTER', 'NEGLIGENT MANSLAUGHTER', 'AUTO FATALITY, NEGLIGENT'

³N/C indicates the percent change is Not Calculable; one cannot divide by zero

WAVES

Weekly Analysis for VBPD Engagement & Strategies

4th Precinct

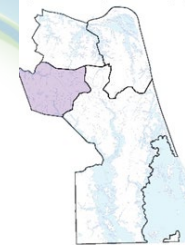
Chief of Police



Paul W. Neudigate



4th Precinct Sworn Personnel as of 08/17/2021					
Gender	Race				
	White	Black	Hispanic	Other	
Male	89	65	8	6	10
% of Total	87%	73%	9%	7%	11%
Female	13	9	1	2	1
% of Total	13%	69%	8%	15%	8%
Total	102	74	9	8	11
% of Total	100%	73%	9%	8%	11%



Captain



Scott E. Wichtendahl

Crime Statistics for Period Ending 08/17/2021

	28 Day				91 Day				YTD				
	07/21/2020 to 08/17/2020	07/21/2021 to 08/17/2021	% Change	3 Year Avg of 28 Days	05/19/2020 to 08/17/2020	05/19/2021 to 08/17/2021	% Change	3 Year Avg of 91 Days	2020 YTD Ending 08/17/2020	2021 YTD Ending 08/17/2021	% Change	3 Year YTD Avg	2021 YTD Compared to 3 Year YTD Avg
Violent Crime													
Homicide ²	0	0	0%	0.0	1	1	0%	0.7	3	3	0%	2.0	50%
Rape	1	0	-100%	1.7	5	4	-20%	4.7	14	12	-14%	15.3	-22%
Robbery	2	1	-50%	2.7	8	7	-13%	8.7	21	20	-5%	25.7	-22%
Aggravated Assault	3	3	0%	3.0	19	14	-26%	16.0	38	31	-18%	37.3	-17%
Total Violent Crime	6	4	-33%	7.3	33	26	-21%	30.0	76	66	-13%	80.3	-18%
Property Crime													
Commercial Burglary	1	3	200%	1.3	5	7	40%	5.7	29	10	-66%	18.0	-44%
Residential Burglary	9	7	-22%	6.3	17	18	6%	21.7	39	32	-18%	59.0	-46%
Motor Vehicle Theft	11	12	9%	15.7	32	54	69%	43.3	99	99	0%	106.0	-7%
Larceny from Motor Vehicle	36	69	92%	77.7	142	215	51%	248.3	380	475	25%	553.3	-14%
All Other, Larceny	52	49	-6%	71.7	175	150	-14%	229.7	472	353	-25%	553.3	-36%
Total Property Crime	109	140	28%	172.7	371	444	20%	548.7	1019	969	-5%	1289.7	-25%
Total Part I Crime	115	144	25%	180.0	404	470	16%	578.7	1095	1035	-5%	1370.0	-24%

Footnotes:

¹Homicides, rapes, and aggravated assaults are reported by victim; motor vehicle thefts are reported by vehicle; all other offenses are reported by incident

²Homicide = 'MURDER/NONNEGLIGENT MANSLAUGHTER', 'NEGLIGENT MANSLAUGHTER', 'AUTO FATALITY, NEGLIGENT'

³N/C indicates the percent change is Not Calculable; one cannot divide by zero