

# WAVES

## Weekly Analysis for VBPD Engagement & Strategies Citywide

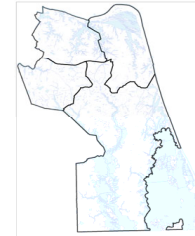
Chief of Police



Paul W. Neudigate



Citywide Sworn Personnel as of 08/15/2022					
Gender	Race				
	White	Black	Hispanic	Other	
Male	591	506	41	0	44
% of Total	83%	86%	7%	0%	7%
Female	124	105	10	0	9
% of Total	17%	85%	8%	0%	7%
Total	715	611	51	0	53
% of Total	100%	85%	7%	0%	7%



### Crime Statistics for Period Ending 08/10/2022<sup>+</sup>

	28 Day				91 Day				YTD				
	07/14/2021 to 08/10/2021	07/14/2022 to 08/10/2022	% Change	3 Year Avg of 28 Days	05/12/2021 to 08/10/2021	05/12/2022 to 08/10/2022	% Change	3 Year Avg of 91 Days	2021 YTD Ending 08/10/2021	2022 YTD Ending 08/10/2022	% Change	3 Year YTD Avg	2022 YTD Compared to 3 Year YTD Avg
<b>Violent Crime</b>													
Homicide <sup>2</sup>	1	2	100%	1.0	5	5	0%	8.0	9	15	67%	14.0	7%
Rape	4	7	75%	5.0	22	22	0%	25.3	47	46	-2%	52.3	-12%
Robbery	12	18	50%	13.7	45	48	7%	42.7	97	111	14%	100.7	10%
Aggravated Assault	23	18	-22%	24.0	94	73	-22%	91.0	206	137	-33%	190.0	-28%
<b>Total Violent Crime</b>	<b>40</b>	<b>45</b>	<b>13%</b>	<b>43.7</b>	<b>166</b>	<b>148</b>	<b>-11%</b>	<b>167.0</b>	<b>359</b>	<b>309</b>	<b>-14%</b>	<b>357.0</b>	<b>-13%</b>
<b>Property Crime</b>													
Commercial Burglary	9	6	-33%	8.3	29	45	55%	38.3	60	91	52%	102.0	-11%
Residential Burglary	24	25	4%	21.0	74	67	-9%	68.0	162	146	-10%	181.7	-20%
Motor Vehicle Theft	88	68	-23%	71.3	236	241	2%	191.7	480	641	34%	412.0	56%
Larceny from Motor Vehicle	238	157	-34%	237.7	711	882	24%	713.0	1637	1926	18%	1571.3	23%
All Other, Larceny	305	168	-45%	309.0	929	882	-5%	999.3	1888	2170	15%	2251.7	-4%
<b>Total Property Crime</b>	<b>664</b>	<b>424</b>	<b>-36%</b>	<b>647.3</b>	<b>1979</b>	<b>2117</b>	<b>7%</b>	<b>2010.3</b>	<b>4227</b>	<b>4974</b>	<b>18%</b>	<b>4518.7</b>	<b>10%</b>
<b>Total Part I Crime</b>	<b>704</b>	<b>469</b>	<b>-33%</b>	<b>691.0</b>	<b>2145</b>	<b>2265</b>	<b>6%</b>	<b>2177.3</b>	<b>4586</b>	<b>5283</b>	<b>15%</b>	<b>4875.7</b>	<b>8%</b>

**Footnotes:**

<sup>1</sup> Homicides, rapes, and aggravated assaults are reported by victim; motor vehicle thefts are reported by vehicle; all other offenses are reported by incident

<sup>2</sup> Homicide = 'MURDER/NONNEGLIGENT MANSLAUGHTER' & 'NEGLIGENT MANSLAUGHTER' only. **Excluded:** 'AUTO FATALITY, NEGLIGENT' & 'JUSTIFIABLE HOMICIDE'

<sup>3</sup> N/C indicates the percent change is Not Calculable; one cannot divide by zero

Generated on: Monday, August 15, 2022

Data Source: PistolDSS..vwIBRrecords

\*Data entry may not be complete for time period

# WAVES

## Weekly Analysis for VBPD Engagement & Strategies

### 1st Precinct

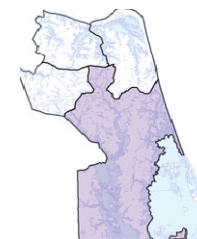
Chief of Police



Paul W. Neudigate



1st Precinct Sworn Personnel as of 08/15/2022					
Gender		Race			
		White	Black	Hispanic	Other
Male	78	62	7	0	9
% of Total	83%	79%	9%	0%	12%
Female	16	14	2	0	0
% of Total	17%	88%	13%	0%	0%
Total	94	76	9	0	9
% of Total	100%	81%	10%	0%	10%



Captain



Marcie R. Fox

### Crime Statistics for Period Ending 08/10/2022<sup>+</sup>

	28 Day				91 Day				YTD				
	07/14/2021 to 08/10/2021	07/14/2022 to 08/10/2022	% Change	3 Year Avg of 28 Days	05/12/2021 to 08/10/2021	05/12/2022 to 08/10/2022	% Change	3 Year Avg of 91 Days	2021 YTD Ending 08/10/2021	2022 YTD Ending 08/10/2022	% Change	3 Year YTD Avg	2022 YTD Compared to 3 Year YTD Avg
<b>Violent Crime</b>													
Homicide <sup>2</sup>	1	0	-100%	0.7	2	0	-100%	5.3	2	1	-50%	6.0	-83%
Rape	1	1	0%	1.0	4	5	25%	5.7	9	10	11%	10.7	-6%
Robbery	1	3	200%	2.3	7	5	-29%	7.0	16	14	-13%	15.0	-7%
Aggravated Assault	4	7	75%	5.3	16	13	-19%	19.3	30	27	-10%	35.7	-24%
<b>Total Violent Crime</b>	<b>7</b>	<b>11</b>	<b>57%</b>	<b>9.3</b>	<b>29</b>	<b>23</b>	<b>-21%</b>	<b>37.3</b>	<b>57</b>	<b>52</b>	<b>-9%</b>	<b>67.3</b>	<b>-23%</b>
<b>Property Crime</b>													
Commercial Burglary	1	2	100%	1.7	6	8	33%	7.0	15	20	33%	19.0	5%
Residential Burglary	2	11	450%	2.0	7	13	86%	9.0	21	26	24%	33.3	-22%
Motor Vehicle Theft	12	9	-25%	11.7	26	26	0%	31.7	60	72	20%	62.7	15%
Larceny from Motor Vehicle	33	45	36%	42.3	105	187	78%	120.3	272	359	32%	267.3	34%
All Other, Larceny	52	39	-25%	49.3	175	186	6%	171.7	364	429	18%	422.3	2%
<b>Total Property Crime</b>	<b>100</b>	<b>106</b>	<b>6%</b>	<b>107.0</b>	<b>319</b>	<b>420</b>	<b>32%</b>	<b>339.7</b>	<b>732</b>	<b>906</b>	<b>24%</b>	<b>804.7</b>	<b>13%</b>
<b>Total Part I Crime</b>	<b>107</b>	<b>117</b>	<b>9%</b>	<b>116.3</b>	<b>348</b>	<b>443</b>	<b>27%</b>	<b>377.0</b>	<b>789</b>	<b>958</b>	<b>21%</b>	<b>872.0</b>	<b>10%</b>

**Footnotes:**

<sup>1</sup> Homicides, rapes, and aggravated assaults are reported by victim; motor vehicle thefts are reported by vehicle; all other offenses are reported by incident

<sup>2</sup> Homicide = 'MURDER/NONNEGLIGENT MANSLAUGHTER' & 'NEGLIGENT MANSLAUGHTER' only. **Excluded:** 'AUTO FATALITY, NEGLIGENT' & 'JUSTIFIABLE HOMICIDE'.

<sup>3</sup> N/C indicates the percent change is Not Calculable; one cannot divide by zero

Generated on: Monday, August 15, 2022

Data Source: PistolDSS..vwIBRrecords

\*Data entry may not be complete for time period

# WAVES

## Weekly Analysis for VBPD Engagement & Strategies

### 2nd Precinct

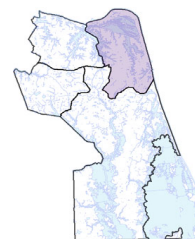
Chief of Police



Paul W. Neudigate



2nd Precinct Sworn Personnel as of 08/15/2022					
Gender	Race				
	White	Black	Hispanic	Other	
Male	118	106	8	0	4
% of Total	86%	90%	7%	0%	3%
Female	19	16	0	0	3
% of Total	14%	84%	0%	0%	16%
Total	137	122	8	0	7
% of Total	100%	89%	6%	0%	5%



Captain



Harry I. McBrien

### Crime Statistics for Period Ending 08/10/2022<sup>+</sup>

	28 Day				91 Day				YTD				
	07/14/2021 to 08/10/2021	07/14/2022 to 08/10/2022	% Change	3 Year Avg of 28 Days	05/12/2021 to 08/10/2021	05/12/2022 to 08/10/2022	% Change	3 Year Avg of 91 Days	2021 YTD Ending 08/10/2021	2022 YTD Ending 08/10/2022	% Change	3 Year YTD Avg	2022 YTD Compared to 3 Year YTD Avg
<b>Violent Crime</b>													
Homicide <sup>2</sup>	0	1	N/C	0.3	1	3	200%	1.0	2	4	100%	2.3	71%
Rape	1	3	200%	2.3	8	6	-25%	8.0	14	12	-14%	14.0	-14%
Robbery	4	6	50%	3.0	10	15	50%	10.0	27	30	11%	23.7	27%
Aggravated Assault	2	2	0%	5.7	19	22	16%	26.0	49	32	-35%	54.3	-41%
<b>Total Violent Crime</b>	<b>7</b>	<b>12</b>	<b>71%</b>	<b>11.3</b>	<b>38</b>	<b>46</b>	<b>21%</b>	<b>45.0</b>	<b>92</b>	<b>78</b>	<b>-15%</b>	<b>94.3</b>	<b>-17%</b>
<b>Property Crime</b>													
Commercial Burglary	3	1	-67%	1.7	10	5	-50%	12.7	23	13	-43%	24.7	-47%
Residential Burglary	8	3	-63%	6.3	22	13	-41%	19.0	60	31	-48%	46.7	-34%
Motor Vehicle Theft	11	11	0%	10.7	50	48	-4%	40.7	101	134	33%	78.7	70%
Larceny from Motor Vehicle	42	25	-40%	45.3	156	170	9%	163.7	363	366	1%	327.0	12%
All Other, Larceny	98	46	-53%	113.7	310	252	-19%	345.3	587	563	-4%	678.3	-17%
<b>Total Property Crime</b>	<b>162</b>	<b>86</b>	<b>-47%</b>	<b>177.7</b>	<b>548</b>	<b>488</b>	<b>-11%</b>	<b>581.3</b>	<b>1134</b>	<b>1107</b>	<b>-2%</b>	<b>1155.3</b>	<b>-4%</b>
<b>Total Part I Crime</b>	<b>169</b>	<b>98</b>	<b>-42%</b>	<b>189.0</b>	<b>586</b>	<b>534</b>	<b>-9%</b>	<b>626.3</b>	<b>1226</b>	<b>1185</b>	<b>-3%</b>	<b>1249.7</b>	<b>-5%</b>

**Footnotes:**

<sup>1</sup> Homicides, rapes, and aggravated assaults are reported by victim; motor vehicle thefts are reported by vehicle; all other offenses are reported by incident

<sup>2</sup> Homicide = 'MURDER/NONNEGLIGENT MANSLAUGHTER' & 'NEGLIGENT MANSLAUGHTER' only. **Excluded:** 'AUTO FATALITY, NEGLIGENT' & 'JUSTIFIABLE HOMICIDE'.

<sup>3</sup> N/C indicates the percent change is Not Calculable; one cannot divide by zero

Generated on: Monday, August 15, 2022

Data Source: PistolDSS..vwIBRrecords

\*Data entry may not be complete for time period

# WAVES

## Weekly Analysis for VBPD Engagement & Strategies 3rd Precinct

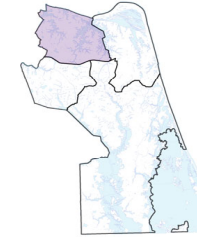
Chief of Police



Paul W. Neudigate



3rd Precinct Sworn Personnel as of 08/15/2022					
Gender	Race				
	White	Black	Hispanic	Other	
Male	88	67	10	0	11
% of Total	85%	76%	11%	0%	13%
Female	16	14	1	0	1
% of Total	15%	88%	6%	0%	6%
Total	104	81	11	0	12
% of Total	100%	78%	11%	0%	12%



Captain



Jeffery E. Wilkerson

### Crime Statistics for Period Ending 08/10/2022<sup>+</sup>

	28 Day				91 Day				YTD				
	07/14/2021 to 08/10/2021	07/14/2022 to 08/10/2022	% Change	3 Year Avg of 28 Days	05/12/2021 to 08/10/2021	05/12/2022 to 08/10/2022	% Change	3 Year Avg of 91 Days	2021 YTD Ending 08/10/2021	2022 YTD Ending 08/10/2022	% Change	3 Year YTD Avg	2022 YTD Compared to 3 Year YTD Avg
<b>Violent Crime</b>													
Homicide <sup>2</sup>	0	1	N/C	0.0	1	1	0%	1.0	2	5	150%	3.3	50%
Rape	1	2	100%	0.7	6	6	0%	7.7	12	15	25%	13.0	15%
Robbery	5	5	0%	6.0	21	15	-29%	18.0	34	35	3%	39.7	-12%
Aggravated Assault	13	6	-54%	9.3	44	20	-55%	29.7	91	45	-51%	64.3	-30%
<b>Total Violent Crime</b>	<b>19</b>	<b>14</b>	<b>-26%</b>	<b>16.0</b>	<b>72</b>	<b>42</b>	<b>-42%</b>	<b>56.3</b>	<b>139</b>	<b>100</b>	<b>-28%</b>	<b>120.3</b>	<b>-17%</b>
<b>Property Crime</b>													
Commercial Burglary	2	3	50%	3.7	6	15	150%	13.7	12	30	150%	42.7	-30%
Residential Burglary	6	4	-33%	6.7	27	14	-48%	22.0	49	41	-16%	57.3	-28%
Motor Vehicle Theft	48	22	-54%	33.3	106	89	-16%	75.7	222	246	11%	174.0	41%
Larceny from Motor Vehicle	82	45	-45%	71.0	220	278	26%	192.0	526	655	25%	478.7	37%
All Other, Larceny	99	53	-46%	86.7	283	273	-4%	288.0	566	691	22%	683.3	1%
<b>Total Property Crime</b>	<b>237</b>	<b>127</b>	<b>-46%</b>	<b>201.3</b>	<b>642</b>	<b>669</b>	<b>4%</b>	<b>591.3</b>	<b>1375</b>	<b>1663</b>	<b>21%</b>	<b>1436.0</b>	<b>16%</b>
<b>Total Part I Crime</b>	<b>256</b>	<b>141</b>	<b>-45%</b>	<b>217.3</b>	<b>714</b>	<b>711</b>	<b>0%</b>	<b>647.7</b>	<b>1514</b>	<b>1763</b>	<b>16%</b>	<b>1556.3</b>	<b>13%</b>

**Footnotes:**

<sup>1</sup> Homicides, rapes, and aggravated assaults are reported by victim; motor vehicle thefts are reported by vehicle; all other offenses are reported by incident

<sup>2</sup> Homicide = 'MURDER/NONNEGLIGENT MANSLAUGHTER' & 'NEGLIGENT MANSLAUGHTER' only. **Excluded:** 'AUTO FATALITY, NEGLIGENT' & 'JUSTIFIABLE HOMICIDE'.

<sup>3</sup> N/C indicates the percent change is Not Calculable; one cannot divide by zero

Generated on: Monday, August 15, 2022

Data Source: PistolDSS..vwIBRrecords

\*Data entry may not be complete for time period

# WAVES

## Weekly Analysis for VBPD Engagement & Strategies

### 4th Precinct

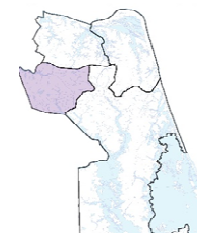
Chief of Police



Paul W. Neudigate



4th Precinct Sworn Personnel as of 08/15/2022					
Gender		Race			
		White	Black	Hispanic	Other
Male	82	65	6	0	11
% of Total	82%	79%	7%	0%	13%
Female	18	11	4	0	3
% of Total	18%	61%	22%	0%	17%
Total	100	76	10	0	14
% of Total	100%	76%	10%	0%	14%



Captain



Scott E. Wichtendahl

### Crime Statistics for Period Ending 08/10/2022\*

	28 Day				91 Day				YTD				
	07/14/2021 to 08/10/2021	07/14/2022 to 08/10/2022	% Change	3 Year Avg of 28 Days	05/12/2021 to 08/10/2021	05/12/2022 to 08/10/2022	% Change	3 Year Avg of 91 Days	2021 YTD Ending 08/10/2021	2022 YTD Ending 08/10/2022	% Change	3 Year YTD Avg	2022 YTD Compared to 3 Year YTD Avg
<b>Violent Crime</b>													
Homicide <sup>2</sup>	0	0	0%	0.0	1	1	0%	0.7	3	5	67%	2.3	114%
Rape	1	1	0%	1.0	4	5	25%	4.0	12	9	-25%	14.7	-39%
Robbery	2	4	100%	2.3	7	13	86%	7.7	20	32	60%	22.3	43%
Aggravated Assault	4	3	-25%	3.7	15	18	20%	16.0	36	33	-8%	35.7	-7%
<b>Total Violent Crime</b>	<b>7</b>	<b>8</b>	<b>14%</b>	<b>7.0</b>	<b>27</b>	<b>37</b>	<b>37%</b>	<b>28.3</b>	<b>71</b>	<b>79</b>	<b>11%</b>	<b>75.0</b>	<b>5%</b>
<b>Property Crime</b>													
Commercial Burglary	3	0	-100%	1.3	7	17	143%	5.0	10	28	180%	15.7	79%
Residential Burglary	8	7	-13%	6.0	18	27	50%	18.0	32	48	50%	44.3	8%
Motor Vehicle Theft	17	26	53%	15.7	54	78	44%	43.7	97	189	95%	96.7	96%
Larceny from Motor Vehicle	81	42	-48%	79.0	230	247	7%	237.0	476	546	15%	498.3	10%
All Other, Larceny	56	30	-46%	59.3	161	171	6%	194.3	371	487	31%	467.7	4%
<b>Total Property Crime</b>	<b>165</b>	<b>105</b>	<b>-36%</b>	<b>161.3</b>	<b>470</b>	<b>540</b>	<b>15%</b>	<b>498.0</b>	<b>986</b>	<b>1298</b>	<b>32%</b>	<b>1122.7</b>	<b>16%</b>
<b>Total Part I Crime</b>	<b>172</b>	<b>113</b>	<b>-34%</b>	<b>168.3</b>	<b>497</b>	<b>577</b>	<b>16%</b>	<b>526.3</b>	<b>1057</b>	<b>1377</b>	<b>30%</b>	<b>1197.7</b>	<b>15%</b>

**Footnotes:**

<sup>1</sup> Homicides, rapes, and aggravated assaults are reported by victim; motor vehicle thefts are reported by vehicle; all other offenses are reported by incident

<sup>2</sup> Homicide = 'MURDER/NONNEGLIGENT MANSLAUGHTER' & 'NEGLIGENT MANSLAUGHTER' only. **Excluded:** 'AUTO FATALITY, NEGLIGENT' & 'JUSTIFIABLE HOMICIDE'.

<sup>3</sup> N/C indicates the percent change is Not Calculable; one cannot divide by zero

Generated on: Monday, August 15, 2022

Data Source: PistolDSS..vwIBRrecords

\*Data entry may not be complete for time period