

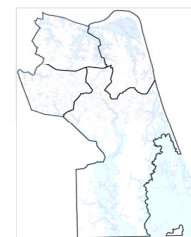
WAVES

Weekly Analysis for VBPD Engagement & Strategies

Citywide



Citywide Sworn Personnel as of 08/08/2022					
Gender	Race				
	White	Black	Hispanic	Other	
Male	590	480	38	34	38
% of Total	83%	81%	6%	6%	6%
Female	123	102	10	6	5
% of Total	17%	83%	8%	5%	4%
Total	713	582	48	40	43
% of Total	100%	82%	7%	6%	6%



Crime Statistics for Period Ending 08/03/2022⁺

	28 Day				91 Day				YTD				
	07/07/2021 to 08/03/2021	07/07/2022 to 08/03/2022	% Change	3 Year Avg of 28 Days	05/05/2021 to 08/03/2021	05/05/2022 to 08/03/2022	% Change	3 Year Avg of 91 Days	2021 YTD Ending 08/03/2021	2022 YTD Ending 08/03/2022	% Change	3 Year YTD Avg	2022 YTD Compared to 3 Year YTD Avg
Violent Crime													
Homicide ²	1	2	100%	1.7	5	5	0%	8.7	9	15	67%	14.0	7%
Rape	5	7	40%	5.0	23	22	-4%	24.3	47	44	-6%	51.0	-14%
Robbery	15	18	20%	15.0	49	44	-10%	43.7	97	105	8%	98.3	7%
Aggravated Assault	24	18	-25%	25.7	95	73	-23%	92.0	199	133	-33%	184.3	-28%
Total Violent Crime	45	45	0%	47.3	172	144	-16%	168.7	352	297	-16%	347.7	-15%
Property Crime													
Commercial Burglary	10	8	-20%	9.3	30	52	73%	39.3	59	90	53%	100.7	-11%
Residential Burglary	22	22	0%	20.3	77	62	-19%	72.3	159	138	-13%	178.0	-22%
Motor Vehicle Theft	69	87	26%	66.7	211	251	19%	184.7	445	630	42%	394.0	60%
Larceny from Motor Vehicle	231	163	-29%	240.0	728	851	17%	718.0	1576	1820	15%	1517.0	20%
All Other, Larceny	293	152	-48%	325.3	921	852	-7%	1001.3	1804	2062	14%	2179.0	-5%
Total Property Crime	625	432	-31%	661.7	1967	2068	5%	2015.7	4043	4740	17%	4368.7	8%
Total Part I Crime	670	477	-29%	709.0	2139	2212	3%	2184.3	4395	5037	15%	4716.3	7%

Footnotes:

¹ Homicides, rapes, and aggravated assaults are reported by victim; motor vehicle thefts are reported by vehicle; all other offenses are reported by incident

² Homicide = 'MURDER/NONNEGLIGENT MANSLAUGHTER' & 'NEGLIGENT MANSLAUGHTER' only. **Excluded:** 'AUTO FATALITY, NEGLIGENT' & 'JUSTIFIABLE HOMICIDE'

³ N/C indicates the percent change is Not Calculable; one cannot divide by zero

Generated on: Monday, August 8, 2022

Data Source: PistolDSS..vwIBRrecords

*Data entry may not be complete for time period

WAVES

Weekly Analysis for VBPD Engagement & Strategies

1st Precinct

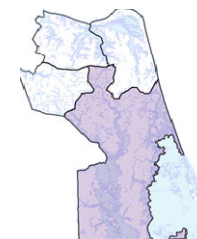
Chief of Police



Paul W. Neudigate



1st Precinct Sworn Personnel as of 08/08/2022					
Gender		Race			
		White	Black	Hispanic	Other
Male	74	54	5	11	4
% of Total	81%	73%	7%	15%	5%
Female	17	15	2	0	0
% of Total	19%	88%	12%	0%	0%
Total	91	69	7	11	4
% of Total	100%	76%	8%	12%	4%



Captain



Marcie R. Fox

Crime Statistics for Period Ending 08/03/2022⁺

	28 Day				91 Day				YTD				
	07/07/2021 to 08/03/2021	07/07/2022 to 08/03/2022	% Change	3 Year Avg of 28 Days	05/05/2021 to 08/03/2021	05/05/2022 to 08/03/2022	% Change	3 Year Avg of 91 Days	2021 YTD Ending 08/03/2021	2022 YTD Ending 08/03/2022	% Change	3 Year YTD Avg	2022 YTD Compared to 3 Year YTD Avg
Violent Crime													
Homicide ²	1	0	-100%	0.7	2	0	-100%	5.3	2	1	-50%	6.0	-83%
Rape	1	1	0%	1.0	4	6	50%	5.7	9	10	11%	10.7	-6%
Robbery	2	1	-50%	2.7	7	3	-57%	7.0	16	12	-25%	14.7	-18%
Aggravated Assault	0	4	N/C	2.7	14	10	-29%	18.7	26	24	-8%	33.0	-27%
Total Violent Crime	4	6	50%	7.0	27	19	-30%	36.7	53	47	-11%	64.3	-27%
Property Crime													
Commercial Burglary	1	1	0%	1.7	7	7	0%	7.3	15	19	27%	18.7	2%
Residential Burglary	3	9	200%	3.0	9	11	22%	10.7	21	24	14%	33.3	-28%
Motor Vehicle Theft	11	11	0%	14.7	25	29	16%	31.3	59	70	19%	62.0	13%
Larceny from Motor Vehicle	29	46	59%	47.0	117	195	67%	124.3	267	347	30%	262.0	32%
All Other, Larceny	49	43	-12%	54.3	179	175	-2%	177.3	353	412	17%	411.3	0%
Total Property Crime	93	110	18%	120.7	337	417	24%	351.0	715	872	22%	787.3	11%
Total Part I Crime	97	116	20%	127.7	364	436	20%	387.7	768	919	20%	851.7	8%

Footnotes:

¹ Homicides, rapes, and aggravated assaults are reported by victim; motor vehicle thefts are reported by vehicle; all other offenses are reported by incident

² Homicide = 'MURDER/NONNEGLIGENT MANSLAUGHTER' & 'NEGLIGENT MANSLAUGHTER' only. **Excluded:** 'AUTO FATALITY, NEGLIGENT' & 'JUSTIFIABLE HOMICIDE'.

³ N/C indicates the percent change is Not Calculable; one cannot divide by zero

Generated on: Monday, August 8, 2022

Data Source: PistolDSS..vwIBRrecords

*Data entry may not be complete for time period

WAVES

Weekly Analysis for VBPD Engagement & Strategies 2nd Precinct

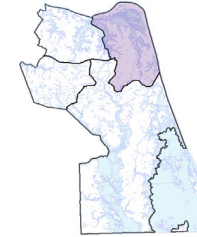
Chief of Police



Paul W. Neudigate



2nd Precinct Sworn Personnel as of 08/08/2022					
Gender	Race				
	White	Black	Hispanic	Other	
Male	115	99	6	5	5
% of Total	86%	86%	5%	4%	4%
Female	18	16	0	0	2
% of Total	14%	89%	0%	0%	11%
Total	133	115	6	5	7
% of Total	100%	86%	5%	4%	5%



Captain



Harry I. McBrien

Crime Statistics for Period Ending 08/03/2022⁺

	28 Day				91 Day				YTD				
	07/07/2021 to 08/03/2021	07/07/2022 to 08/03/2022	% Change	3 Year Avg of 28 Days	05/05/2021 to 08/03/2021	05/05/2022 to 08/03/2022	% Change	3 Year Avg of 91 Days	2021 YTD Ending 08/03/2021	2022 YTD Ending 08/03/2022	% Change	3 Year YTD Avg	2022 YTD Compared to 3 Year YTD Avg
Violent Crime													
Homicide ²	0	1	N/C	0.3	1	3	200%	1.3	2	4	100%	2.3	71%
Rape	1	1	0%	2.3	8	5	-38%	7.3	14	10	-29%	13.3	-25%
Robbery	4	6	50%	2.7	14	15	7%	10.3	27	29	7%	22.7	28%
Aggravated Assault	4	3	-25%	7.0	19	21	11%	25.0	48	31	-35%	52.7	-41%
Total Violent Crime	9	11	22%	12.3	42	44	5%	44.0	91	74	-19%	91.0	-19%
Property Crime													
Commercial Burglary	5	2	-60%	2.0	10	7	-30%	13.0	23	13	-43%	24.3	-47%
Residential Burglary	7	4	-43%	5.7	22	14	-36%	19.7	59	30	-49%	45.7	-34%
Motor Vehicle Theft	14	17	21%	12.7	49	53	8%	41.7	97	134	38%	77.3	73%
Larceny from Motor Vehicle	51	29	-43%	47.7	169	154	-9%	164.7	352	341	-3%	314.7	8%
All Other, Larceny	101	40	-60%	121.0	319	247	-23%	341.7	565	537	-5%	653.7	-18%
Total Property Crime	178	92	-48%	189.0	569	475	-17%	580.7	1096	1055	-4%	1115.7	-5%
Total Part I Crime	187	103	-45%	201.3	611	519	-15%	624.7	1187	1129	-5%	1206.7	-6%

Footnotes:

¹ Homicides, rapes, and aggravated assaults are reported by victim; motor vehicle thefts are reported by vehicle; all other offenses are reported by incident

² Homicide = 'MURDER/NONNEGLIGENT MANSLAUGHTER' & 'NEGLIGENT MANSLAUGHTER' only. **Excluded:** 'AUTO FATALITY, NEGLIGENT' & 'JUSTIFIABLE HOMICIDE'.

³ N/C indicates the percent change is Not Calculable; one cannot divide by zero

Generated on: Monday, August 8, 2022

Data Source: PistolDSS..vwIBRrecords

*Data entry may not be complete for time period

WAVES

Weekly Analysis for VBPD Engagement & Strategies 3rd Precinct

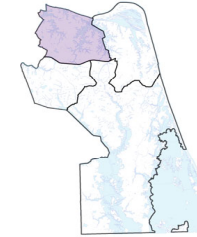
Chief of Police



Paul W. Neudigate



3rd Precinct Sworn Personnel as of 08/08/2022					
Gender	Race				
	White	Black	Hispanic	Other	
Male	80	58	9	6	7
% of Total	85%	73%	11%	8%	9%
Female	14	13	0	1	0
% of Total	15%	93%	0%	7%	0%
Total	94	71	9	7	7
% of Total	100%	76%	10%	7%	7%



Captain



Jeffery E. Wilkerson

Crime Statistics for Period Ending 08/03/2022⁺

	28 Day				91 Day				YTD				
	07/07/2021 to 08/03/2021	07/07/2022 to 08/03/2022	% Change	3 Year Avg of 28 Days	05/05/2021 to 08/03/2021	05/05/2022 to 08/03/2022	% Change	3 Year Avg of 91 Days	2021 YTD Ending 08/03/2021	2022 YTD Ending 08/03/2022	% Change	3 Year YTD Avg	2022 YTD Compared to 3 Year YTD Avg
Violent Crime													
Homicide ²	0	1	N/C	0.7	1	1	0%	1.3	2	5	150%	3.3	50%
Rape	2	3	50%	0.7	6	6	0%	7.3	12	15	25%	12.7	18%
Robbery	7	6	-14%	6.7	21	14	-33%	18.0	34	34	0%	39.0	-13%
Aggravated Assault	14	7	-50%	10.3	45	22	-51%	30.3	89	45	-49%	63.7	-29%
Total Violent Crime	23	17	-26%	18.3	73	43	-41%	57.0	137	99	-28%	118.7	-17%
Property Crime													
Commercial Burglary	1	4	300%	3.7	5	18	260%	13.3	11	30	173%	42.0	-29%
Residential Burglary	5	3	-40%	6.3	28	13	-54%	23.7	48	39	-19%	55.7	-30%
Motor Vehicle Theft	30	22	-27%	25.0	86	91	6%	69.3	197	242	23%	161.7	50%
Larceny from Motor Vehicle	76	38	-50%	66.7	220	271	23%	194.7	505	618	22%	462.3	34%
All Other, Larceny	95	47	-51%	90.3	270	267	-1%	289.0	534	653	22%	661.3	-1%
Total Property Crime	207	114	-45%	192.0	609	660	8%	590.0	1295	1582	22%	1383.0	14%
Total Part I Crime	230	131	-43%	210.3	682	703	3%	647.0	1432	1681	17%	1501.7	12%

Footnotes:

¹ Homicides, rapes, and aggravated assaults are reported by victim; motor vehicle thefts are reported by vehicle; all other offenses are reported by incident

² Homicide = 'MURDER/NONNEGLIGENT MANSLAUGHTER' & 'NEGLIGENT MANSLAUGHTER' only. **Excluded:** 'AUTO FATALITY, NEGLIGENT' & 'JUSTIFIABLE HOMICIDE'

³ N/C indicates the percent change is Not Calculable; one cannot divide by zero

Generated on: Monday, August 8, 2022

Data Source: PistolDSS.vwIBRrecords

*Data entry may not be complete for time period

WAVES

Weekly Analysis for VBPD Engagement & Strategies

4th Precinct

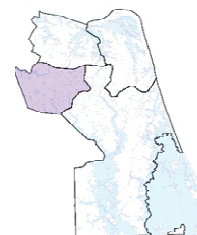
Chief of Police



Paul W. Neudigate



4th Precinct Sworn Personnel as of 08/08/2022					
Gender	Race				
	White	Black	Hispanic	Other	
Male	78	58	6	3	11
% of Total	82%	74%	8%	4%	14%
Female	17	9	3	4	1
% of Total	18%	53%	18%	24%	6%
Total	95	67	9	7	12
% of Total	100%	71%	9%	7%	13%



Captain



Scott E. Wichtendahl

Crime Statistics for Period Ending 08/03/2022*

	28 Day				91 Day				YTD				
	07/07/2021 to 08/03/2021	07/07/2022 to 08/03/2022	% Change	3 Year Avg of 28 Days	05/05/2021 to 08/03/2021	05/05/2022 to 08/03/2022	% Change	3 Year Avg of 91 Days	2021 YTD Ending 08/03/2021	2022 YTD Ending 08/03/2022	% Change	3 Year YTD Avg	2022 YTD Compared to 3 Year YTD Avg
Violent Crime													
Homicide ²	0	0	0%	0.0	1	1	0%	0.7	3	5	67%	2.3	114%
Rape	1	2	100%	1.0	5	5	0%	4.0	12	9	-25%	14.3	-37%
Robbery	2	5	150%	3.0	7	12	71%	8.3	20	30	50%	22.0	36%
Aggravated Assault	6	4	-33%	5.7	17	20	18%	18.0	36	33	-8%	35.0	-6%
Total Violent Crime	9	11	22%	9.7	30	38	27%	31.0	71	77	8%	73.7	5%
Property Crime													
Commercial Burglary	3	1	-67%	2.0	8	20	150%	5.7	10	28	180%	15.7	79%
Residential Burglary	7	6	-14%	5.3	18	24	33%	18.3	31	45	45%	43.3	4%
Motor Vehicle Theft	14	37	164%	14.3	51	78	53%	42.3	92	184	100%	93.0	98%
Larceny from Motor Vehicle	75	50	-33%	78.7	222	231	4%	234.3	452	514	14%	478.0	8%
All Other, Larceny	48	22	-54%	59.7	153	163	7%	193.3	352	460	31%	452.7	2%
Total Property Crime	147	116	-21%	160.0	452	516	14%	494.0	937	1231	31%	1082.7	14%
Total Part I Crime	156	127	-19%	169.7	482	554	15%	525.0	1008	1308	30%	1156.3	13%

Footnotes:

¹ Homicides, rapes, and aggravated assaults are reported by victim; motor vehicle thefts are reported by vehicle; all other offenses are reported by incident

² Homicide = 'MURDER/NONNEGLIGENT MANSLAUGHTER' & 'NEGLIGENT MANSLAUGHTER' only. **Excluded:** 'AUTO FATALITY, NEGLIGENT' & 'JUSTIFIABLE HOMICIDE'

³ N/C indicates the percent change is Not Calculable; one cannot divide by zero

Generated on: Monday, August 8, 2022

Data Source: PistolDSS..vwIBRrecords

*Data entry may not be complete for time period