

WAVES

Weekly Analysis for VBPD Engagement & Strategies Citywide

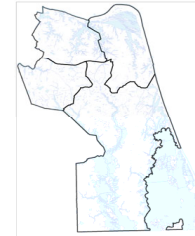
Chief of Police



Paul W. Neudigate



Citywide Sworn Personnel as of 08/01/2022					
Gender	Race				
	White	Black	Hispanic	Other	
Male	403	328	23	23	29
% of Total	82%	81%	6%	6%	7%
Female	90	72	7	6	5
% of Total	18%	80%	8%	7%	6%
Total	493	400	30	29	34
% of Total	100%	81%	6%	6%	7%



Crime Statistics for Period Ending 07/27/2022⁺

	28 Day				91 Day				YTD				
	06/30/2021 to 07/27/2021	06/30/2022 to 07/27/2022	% Change	3 Year Avg of 28 Days	04/28/2021 to 07/27/2021	04/28/2022 to 07/27/2022	% Change	3 Year Avg of 91 Days	2021 YTD Ending 07/27/2021	2022 YTD Ending 07/27/2022	% Change	3 Year YTD Avg	2022 YTD Compared to 3 Year YTD Avg
Violent Crime													
Homicide ²	1	1	0%	1.3	5	4	-20%	8.7	9	14	56%	13.7	2%
Rape	7	9	29%	6.3	26	23	-12%	25.0	47	44	-6%	50.0	-12%
Robbery	15	17	13%	16.0	50	41	-18%	44.3	95	99	4%	97.0	2%
Aggravated Assault	26	22	-15%	29.3	93	71	-24%	92.0	193	129	-33%	179.3	-28%
Total Violent Crime	49	49	0%	53.0	174	139	-20%	170.0	344	286	-17%	340.0	-16%
Property Crime													
Commercial Burglary	10	9	-10%	10.7	29	55	90%	39.0	55	89	62%	98.3	-9%
Residential Burglary	21	17	-19%	17.3	75	59	-21%	70.0	150	130	-13%	170.7	-24%
Motor Vehicle Theft	67	102	52%	60.0	202	251	24%	174.3	424	618	46%	373.0	66%
Larceny from Motor Vehicle	237	147	-38%	240.3	727	839	15%	711.0	1522	1728	14%	1459.7	18%
All Other, Larceny	269	130	-52%	331.3	887	822	-7%	1003.0	1708	1962	15%	2096.3	-6%
Total Property Crime	604	405	-33%	659.7	1920	2026	6%	1997.3	3859	4527	17%	4198.0	8%
Total Part I Crime	653	454	-30%	712.7	2094	2165	3%	2167.3	4203	4813	15%	4538.0	6%

Footnotes:

¹ Homicides, rapes, and aggravated assaults are reported by victim; motor vehicle thefts are reported by vehicle; all other offenses are reported by incident

² Homicide = 'MURDER/NONNEGLIGENT MANSLAUGHTER' & 'NEGLIGENT MANSLAUGHTER' only. **Excluded:** 'AUTO FATALITY, NEGLIGENT' & 'JUSTIFIABLE HOMICIDE'

³ N/C indicates the percent change is Not Calculable; one cannot divide by zero

Generated on: Monday, August 1, 2022

Data Source: PistolDSS..vwIBRrecords

*Data entry may not be complete for time period

WAVES

Weekly Analysis for VBPD Engagement & Strategies

1st Precinct

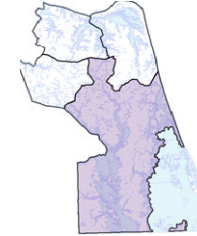
Chief of Police




Paul W. Neudigate



1st Precinct Sworn Personnel as of 08/01/2022					
Gender	Race				
	White	Black	Hispanic	Other	
Male	54	39	4	7	4
% of Total	79%	72%	7%	13%	7%
Female	14	12	2	0	0
% of Total	21%	86%	14%	0%	0%
Total	68	51	6	7	4
% of Total	100%	75%	9%	10%	6%



Captain



Marcie R. Fox

Crime Statistics for Period Ending 07/27/2022⁺

	28 Day				91 Day				YTD				
	06/30/2021 to 07/27/2021	06/30/2022 to 07/27/2022	% Change	3 Year Avg of 28 Days	04/28/2021 to 07/27/2021	04/28/2022 to 07/27/2022	% Change	3 Year Avg of 91 Days	2021 YTD Ending 07/27/2021	2022 YTD Ending 07/27/2022	% Change	3 Year YTD Avg	2022 YTD Compared to 3 Year YTD Avg
Violent Crime													
Homicide ²	1	0	-100%	0.7	2	0	-100%	5.3	2	1	-50%	6.0	-83%
Rape	1	2	100%	1.0	4	6	50%	6.0	9	10	11%	10.7	-6%
Robbery	2	1	-50%	2.7	7	3	-57%	7.0	16	12	-25%	14.7	-18%
Aggravated Assault	2	4	100%	4.0	15	10	-33%	18.7	26	23	-12%	32.3	-29%
Total Violent Crime	6	7	17%	8.3	28	19	-32%	37.0	53	46	-13%	63.7	-28%
Property Crime													
Commercial Burglary	3	1	-67%	2.7	9	9	0%	8.0	15	19	27%	18.3	4%
Residential Burglary	3	6	100%	2.7	9	7	-22%	10.7	20	20	0%	32.7	-39%
Motor Vehicle Theft	9	10	11%	12.0	22	28	27%	28.0	53	68	28%	57.0	19%
Larceny from Motor Vehicle	26	31	19%	44.7	123	174	41%	123.3	254	318	25%	251.0	27%
All Other, Larceny	48	27	-44%	56.0	180	163	-9%	179.3	338	386	14%	398.0	-3%
Total Property Crime	89	75	-16%	118.0	343	381	11%	349.3	680	811	19%	757.0	7%
Total Part I Crime	95	82	-14%	126.3	371	400	8%	386.3	733	857	17%	820.7	4%

Footnotes:

¹ Homicides, rapes, and aggravated assaults are reported by victim; motor vehicle thefts are reported by vehicle; all other offenses are reported by incident

² Homicide = 'MURDER/NONNEGLIGENT MANSLAUGHTER' & 'NEGLIGENT MANSLAUGHTER' only. **Excluded:** 'AUTO FATALITY, NEGLIGENT' & 'JUSTIFIABLE HOMICIDE'.

³ N/C indicates the percent change is Not Calculable; one cannot divide by zero

Generated on: Monday, August 1, 2022

Data Source: PistolDSS..vwIBRrecords

*Data entry may not be complete for time period

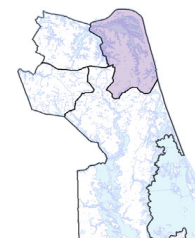
WAVES

Weekly Analysis for VBPD Engagement & Strategies

2nd Precinct



2nd Precinct Sworn Personnel as of 08/01/2022						
Gender		Race				
		White	Black	Hispanic	Other	
Male	108	93	6	4	5	
	% of Total	86%	6%	4%	5%	
Female	18	16	0	0	2	
	% of Total	14%	89%	0%	11%	
Total	126	109	6	4	7	
	% of Total	100%	87%	5%	3%	6%



Crime Statistics for Period Ending 07/27/2022⁺

	28 Day				91 Day				YTD				
	06/30/2021 to 07/27/2021	06/30/2022 to 07/27/2022	% Change	3 Year Avg of 28 Days	04/28/2021 to 07/27/2021	04/28/2022 to 07/27/2022	% Change	3 Year Avg of 91 Days	2021 YTD Ending 07/27/2021	2022 YTD Ending 07/27/2022	% Change	3 Year YTD Avg	2022 YTD Compared to 3 Year YTD Avg
Violent Crime													
Homicide ²	0	0	0%	0.0	1	2	100%	1.3	2	3	50%	2.0	50%
Rape	2	1	-50%	2.7	8	5	-38%	7.0	14	10	-29%	12.7	-21%
Robbery	5	4	-20%	3.7	15	14	-7%	11.3	27	26	-4%	22.7	15%
Aggravated Assault	6	4	-33%	9.7	20	22	10%	25.3	48	31	-35%	51.7	-40%
Total Violent Crime	13	9	-31%	16.0	44	43	-2%	45.0	91	70	-23%	89.0	-21%
Property Crime													
Commercial Burglary	3	2	-33%	2.0	9	7	-22%	12.7	21	13	-38%	23.7	-45%
Residential Burglary	5	3	-40%	5.0	21	15	-29%	18.3	55	29	-47%	43.3	-33%
Motor Vehicle Theft	20	23	15%	15.0	49	57	16%	41.7	96	134	40%	74.0	81%
Larceny from Motor Vehicle	60	25	-58%	52.0	169	153	-9%	161.3	344	321	-7%	302.3	6%
All Other, Larceny	92	35	-62%	125.3	306	239	-22%	346.0	531	509	-4%	624.7	-19%
Total Property Crime	180	88	-51%	199.3	554	471	-15%	580.0	1047	1006	-4%	1068.0	-6%
Total Part I Crime	193	97	-50%	215.3	598	514	-14%	625.0	1138	1076	-5%	1157.0	-7%

Footnotes:

¹ Homicides, rapes, and aggravated assaults are reported by victim; motor vehicle thefts are reported by vehicle; all other offenses are reported by incident

² Homicide = 'MURDER/NONNEGLIGENT MANSLAUGHTER' & 'NEGLIGENT MANSLAUGHTER' only. **Excluded:** 'AUTO FATALITY, NEGLIGENT' & 'JUSTIFIABLE HOMICIDE'

³ N/C indicates the percent change is Not Calculable; one cannot divide by zero

Generated on: Monday, August 1, 2022

Data Source: PistolDSS.vwIBRrecords

*Data entry may not be complete for time period

WAVES

Weekly Analysis for VBPD Engagement & Strategies 3rd Precinct

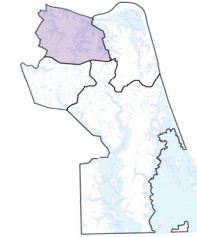
Chief of Police



Paul W. Neudigate



3rd Precinct Sworn Personnel as of 08/01/2022					
Gender	Race				
	White	Black	Hispanic	Other	
Male	71	53	6	6	6
% of Total	85%	75%	8%	8%	8%
Female	13	12	0	1	0
% of Total	15%	92%	0%	8%	0%
Total	84	65	6	7	6
% of Total	100%	77%	7%	8%	7%



Captain



Jeffery E. Wilkerson

Crime Statistics for Period Ending 07/27/2022⁺

	28 Day				91 Day				YTD				
	06/30/2021 to 07/27/2021	06/30/2022 to 07/27/2022	% Change	3 Year Avg of 28 Days	04/28/2021 to 07/27/2021	04/28/2022 to 07/27/2022	% Change	3 Year Avg of 91 Days	2021 YTD Ending 07/27/2021	2022 YTD Ending 07/27/2022	% Change	3 Year YTD Avg	2022 YTD Compared to 3 Year YTD Avg
Violent Crime													
Homicide ²	0	1	N/C	0.7	1	1	0%	1.3	2	5	150%	3.3	50%
Rape	3	3	0%	1.7	9	6	-33%	8.3	12	14	17%	12.7	11%
Robbery	6	4	-33%	5.7	20	11	-45%	17.3	32	31	-3%	37.7	-18%
Aggravated Assault	14	8	-43%	10.0	43	21	-51%	29.3	85	44	-48%	61.3	-28%
Total Violent Crime	23	16	-30%	18.0	73	39	-47%	56.3	131	94	-28%	115.0	-18%
Property Crime													
Commercial Burglary	0	4	N/C	4.0	4	19	375%	13.3	10	29	190%	41.3	-30%
Residential Burglary	7	4	-43%	6.3	28	14	-50%	24.3	46	39	-15%	54.0	-28%
Motor Vehicle Theft	22	30	36%	19.3	81	91	12%	65.0	186	238	28%	153.3	55%
Larceny from Motor Vehicle	71	35	-51%	68.0	219	277	26%	198.0	491	596	21%	449.0	33%
All Other, Larceny	84	39	-54%	91.3	256	256	0%	286.7	503	618	23%	636.3	-3%
Total Property Crime	184	112	-39%	189.0	588	657	12%	587.3	1236	1520	23%	1334.0	14%
Total Part I Crime	207	128	-38%	207.0	661	696	5%	643.7	1367	1614	18%	1449.0	11%

Footnotes:

¹ Homicides, rapes, and aggravated assaults are reported by victim; motor vehicle thefts are reported by vehicle; all other offenses are reported by incident

² Homicide = 'MURDER/NONNEGLIGENT MANSLAUGHTER' & 'NEGLIGENT MANSLAUGHTER' only. **Excluded:** 'AUTO FATALITY, NEGLIGENT' & 'JUSTIFIABLE HOMICIDE'

³ N/C indicates the percent change is Not Calculable; one cannot divide by zero

Generated on: Monday, August 1, 2022

Data Source: PistolDSS..vwIBRrecords

*Data entry may not be complete for time period

WAVES

Weekly Analysis for VBPD Engagement & Strategies

4th Precinct

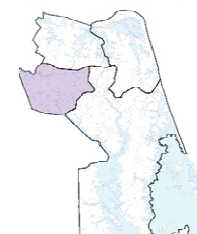
Chief of Police



Paul W. Neudigate



4th Precinct Sworn Personnel as of 08/01/2022					
Gender		Race			
		White	Black	Hispanic	Other
Male	63	49	4	2	8
% of Total	81%	78%	6%	3%	13%
Female	15	7	3	4	1
% of Total	19%	47%	20%	27%	7%
Total	78	56	7	6	9
% of Total	100%	72%	9%	8%	12%



Captain



Scott E. Wichtendahl

Crime Statistics for Period Ending 07/27/2022⁺

	28 Day				91 Day				YTD				
	06/30/2021 to 07/27/2021	06/30/2022 to 07/27/2022	% Change	3 Year Avg of 28 Days	04/28/2021 to 07/27/2021	04/28/2022 to 07/27/2022	% Change	3 Year Avg of 91 Days	2021 YTD Ending 07/27/2021	2022 YTD Ending 07/27/2022	% Change	3 Year YTD Avg	2022 YTD Compared to 3 Year YTD Avg
Violent Crime													
Homicide ²	0	0	0%	0.0	1	1	0%	0.7	3	5	67%	2.3	114%
Rape	1	3	200%	1.0	5	6	20%	3.7	12	10	-17%	14.0	-29%
Robbery	2	8	300%	4.0	8	13	63%	8.7	20	30	50%	22.0	36%
Aggravated Assault	4	6	50%	5.7	15	18	20%	18.7	34	31	-9%	34.0	-9%
Total Violent Crime	7	17	143%	10.7	29	38	31%	31.7	69	76	10%	72.3	5%
Property Crime													
Commercial Burglary	4	2	-50%	2.0	7	20	186%	5.0	9	28	211%	15.0	87%
Residential Burglary	6	4	-33%	3.3	17	23	35%	16.7	29	42	45%	40.7	3%
Motor Vehicle Theft	16	39	144%	13.7	50	75	50%	39.7	89	178	100%	88.7	101%
Larceny from Motor Vehicle	80	56	-30%	75.7	216	235	9%	228.3	433	493	14%	457.3	8%
All Other, Larceny	45	29	-36%	58.7	145	164	13%	191.0	336	449	34%	437.3	3%
Total Property Crime	151	130	-14%	153.3	435	517	19%	480.7	896	1190	33%	1039.0	15%
Total Part I Crime	158	147	-7%	164.0	464	555	20%	512.3	965	1266	31%	1111.3	14%

Footnotes:

¹ Homicides, rapes, and aggravated assaults are reported by victim; motor vehicle thefts are reported by vehicle; all other offenses are reported by incident

² Homicide = 'MURDER/NONNEGLIGENT MANSLAUGHTER' & 'NEGLIGENT MANSLAUGHTER' only. **Excluded:** 'AUTO FATALITY, NEGLIGENT' & 'JUSTIFIABLE HOMICIDE'.

³ N/C indicates the percent change is Not Calculable; one cannot divide by zero

Generated on: Monday, August 1, 2022

Data Source: PistolDSS..vwIBRrecords

*Data entry may not be complete for time period