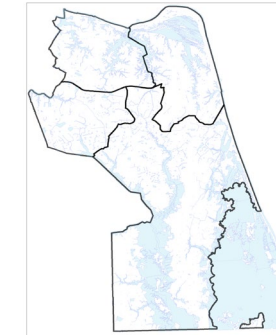


WAVES

Weekly Analysis for VBPD Engagement & Strategies Citywide



Citywide Sworn Personnel as of 07/25/2022					
Gender		Race			
		White	Black	Hispanic	Other
Male	404	328	24	23	29
	% of Total	82%	6%	6%	7%
Female	90	72	7	6	5
	% of Total	18%	8%	7%	6%
Total	494	400	31	29	34
	% of Total	100%	81%	6%	7%



Crime Statistics for Period Ending 07/20/2022⁺

	28 Day				91 Day				YTD				
	06/23/2021 to 07/20/2021	06/23/2022 to 07/20/2022	% Change	3 Year Avg of 28 Days	04/21/2021 to 07/20/2021	04/21/2022 to 07/20/2022	% Change	3 Year Avg of 91 Days	2021 YTD Ending 07/20/2021	2022 YTD Ending 07/20/2022	% Change	3 Year YTD Avg	2022 YTD Compared to 3 Year YTD Avg
Violent Crime													
Homicide ²	2	0	-100%	1.3	5	3	-40%	8.3	9	13	44%	13.3	-3%
Rape	9	8	-11%	7.7	25	19	-24%	26.3	46	41	-11%	49.3	-17%
Robbery	12	18	50%	13.0	47	41	-13%	41.3	89	97	9%	91.0	7%
Aggravated Assault	29	23	-21%	31.0	95	68	-28%	89.7	188	122	-35%	173.3	-30%
Total Violent Crime	52	49	-6%	53.0	172	131	-24%	165.7	332	273	-18%	327.0	-17%
Property Crime													
Commercial Burglary	7	10	43%	10.0	27	52	93%	37.3	52	86	65%	95.7	-10%
Residential Burglary	19	17	-11%	14.7	72	59	-18%	69.7	142	125	-12%	164.7	-24%
Motor Vehicle Theft	69	88	28%	62.3	200	245	23%	169.3	409	585	43%	358.7	63%
Larceny from Motor Vehicle	228	123	-46%	235.7	713	805	13%	695.3	1455	1628	12%	1398.0	16%
All Other, Larceny	270	140	-48%	325.7	850	821	-3%	999.7	1634	1879	15%	2010.7	-7%
Total Property Crime	593	378	-36%	648.3	1862	1982	6%	1971.3	3692	4303	17%	4027.7	7%
Total Part I Crime	645	427	-34%	701.3	2034	2113	4%	2137.0	4024	4576	14%	4354.7	5%

Footnotes:

¹ Homicides, rapes, and aggravated assaults are reported by victim; motor vehicle thefts are reported by vehicle; all other offenses are reported by incident

² Homicide = 'MURDER/NONNEGLIGENT MANSLAUGHTER' & 'NEGLIGENT MANSLAUGHTER' only. **Excluded:** 'AUTO FATALITY, NEGLIGENT' & 'JUSTIFIABLE HOMICIDE'.

³ N/C indicates the percent change is Not Calculable; one cannot divide by zero

Generated on: Monday, July 25, 2022

Data Source: PistoIDSS..vwIBRrecords

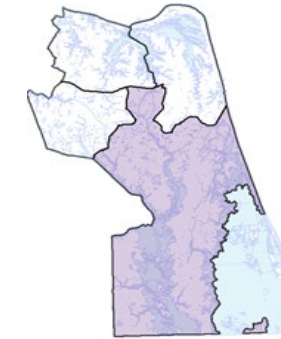
*Data entry may not be complete for time period

WAVES

Weekly Analysis for VBPD Engagement & Strategies 1st Precinct



1st Precinct Sworn Personnel as of 07/25/2022						
Gender		Race				
		White	Black	Hispanic	Other	
Male	55	40	4	7	4	
	% of Total	80%	73%	7%	13%	7%
Female	14	12	2	0	0	
	% of Total	20%	86%	14%	0%	0%
Total	69	52	6	7	4	
	% of Total	100%	75%	9%	10%	6%



Crime Statistics for Period Ending 07/20/2022⁺

	28 Day				91 Day				YTD				
	06/23/2021 to 07/20/2021	06/23/2022 to 07/20/2022	% Change	3 Year Avg of 28 Days	04/21/2021 to 07/20/2021	04/21/2022 to 07/20/2022	% Change	3 Year Avg of 91 Days	2021 YTD Ending 07/20/2021	2022 YTD Ending 07/20/2022	% Change	3 Year YTD Avg	2022 YTD Compared to 3 Year YTD Avg
Violent Crime													
Homicide ²	2	0	-100%	0.7	2	0	-100%	5.0	2	1	-50%	5.7	-82%
Rape	1	0	-100%	1.3	4	4	0%	6.3	9	9	0%	10.3	-13%
Robbery	2	1	-50%	2.7	6	3	-50%	6.3	15	12	-20%	13.7	-12%
Aggravated Assault	3	1	-67%	6.0	17	7	-59%	19.0	26	20	-23%	31.3	-36%
Total Violent Crime	8	2	-75%	10.7	29	14	-52%	36.7	52	42	-19%	61.0	-31%
Property Crime													
Commercial Burglary	2	0	-100%	2.3	9	8	-11%	8.0	14	18	29%	17.7	2%
Residential Burglary	2	3	50%	2.0	8	4	-50%	10.3	19	17	-11%	32.0	-47%
Motor Vehicle Theft	7	6	-14%	10.3	21	25	19%	27.7	50	63	26%	54.0	17%
Larceny from Motor Vehicle	22	29	32%	42.0	123	174	41%	121.7	241	298	24%	239.0	25%
All Other, Larceny	38	27	-29%	51.3	173	156	-10%	179.0	320	369	15%	382.3	-3%
Total Property Crime	71	65	-8%	108.0	334	367	10%	346.7	644	765	19%	725.0	6%
Total Part I Crime	79	67	-15%	118.7	363	381	5%	383.3	696	807	16%	786.0	3%

Footnotes:

¹ Homicides, rapes, and aggravated assaults are reported by victim; motor vehicle thefts are reported by vehicle; all other offenses are reported by incident

² Homicide = 'MURDER/NONNEGLIGENT MANSLAUGHTER' & 'NEGLIGENT MANSLAUGHTER' only. **Excluded:** 'AUTO FATALITY, NEGLIGENT' & 'JUSTIFIABLE HOMICIDE'.

³ N/C indicates the percent change is Not Calculable; one cannot divide by zero

Generated on: Monday, July 25, 2022

Data Source: PistoIDSS..vwIBRrecords

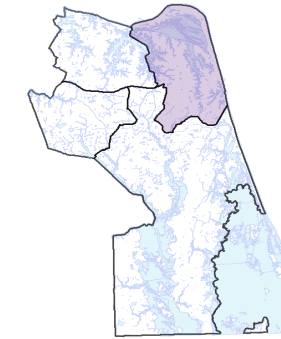
*Data entry may not be complete for time period

WAVES

Weekly Analysis for VBPD Engagement & Strategies 2nd Precinct



2nd Precinct Sworn Personnel as of 07/25/2022					
Gender		Race			
		White	Black	Hispanic	Other
Male	108	93	6	4	5
	% of Total	86%	6%	4%	5%
Female	18	16	0	0	2
	% of Total	14%	0%	0%	11%
Total	126	109	6	4	7
	% of Total	100%	87%	5%	6%



Crime Statistics for Period Ending 07/20/2022⁺

	28 Day				91 Day				YTD				
	06/23/2021 to 07/20/2021	06/23/2022 to 07/20/2022	% Change	3 Year Avg of 28 Days	04/21/2021 to 07/20/2021	04/21/2022 to 07/20/2022	% Change	3 Year Avg of 91 Days	2021 YTD Ending 07/20/2021	2022 YTD Ending 07/20/2022	% Change	3 Year YTD Avg	2022 YTD Compared to 3 Year YTD Avg
Violent Crime													
Homicide ²	0	0	0%	0.0	1	2	100%	1.3	2	3	50%	2.0	50%
Rape	3	1	-67%	3.3	7	5	-29%	6.7	13	10	-23%	12.3	-19%
Robbery	3	6	100%	2.7	14	15	7%	11.0	25	26	4%	21.3	22%
Aggravated Assault	10	8	-20%	11.7	21	22	5%	25.3	48	31	-35%	51.3	-40%
Total Violent Crime	16	15	-6%	17.7	43	44	2%	44.3	88	70	-20%	87.0	-20%
Property Crime													
Commercial Burglary	3	3	0%	2.0	9	7	-22%	12.3	21	13	-38%	23.3	-44%
Residential Burglary	6	5	-17%	4.3	24	18	-25%	19.0	54	30	-44%	42.0	-29%
Motor Vehicle Theft	23	29	26%	15.3	49	59	20%	40.0	94	132	40%	71.3	85%
Larceny from Motor Vehicle	64	18	-72%	57.0	164	138	-16%	159.0	332	297	-11%	294.3	1%
All Other, Larceny	97	37	-62%	119.7	291	239	-18%	347.7	505	485	-4%	590.0	-18%
Total Property Crime	193	92	-52%	198.3	537	461	-14%	578.0	1006	957	-5%	1021.0	-6%
Total Part I Crime	209	107	-49%	216.0	580	505	-13%	622.3	1094	1027	-6%	1108.0	-7%

Footnotes:

¹ Homicides, rapes, and aggravated assaults are reported by victim; motor vehicle thefts are reported by vehicle; all other offenses are reported by incident

² Homicide = 'MURDER/NONNEGLIGENT MANSLAUGHTER' & 'NEGLIGENT MANSLAUGHTER' only. **Excluded:** 'AUTO FATALITY, NEGLIGENT' & 'JUSTIFIABLE HOMICIDE'.

³ N/C indicates the percent change is Not Calculable; one cannot divide by zero

Generated on: Monday, July 25, 2022

Data Source: PistoIDSS..vwIBRrecords

*Data entry may not be complete for time period

WAVES

Weekly Analysis for VBPD Engagement & Strategies 3rd Precinct

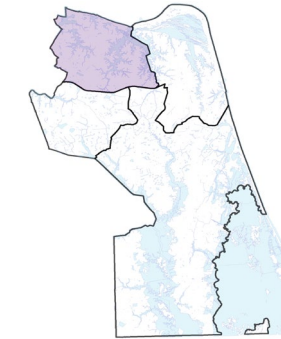
Chief of Police




Paul W. Neudigate



3rd Precinct Sworn Personnel as of 07/25/2022					
Gender		Race			
		White	Black	Hispanic	Other
Male	71	53	6	6	6
% of Total	85%	75%	8%	8%	8%
Female	13	12	0	1	0
% of Total	15%	92%	0%	8%	0%
Total	84	65	6	7	6
% of Total	100%	77%	7%	8%	7%



Captain



Jeffery E. Wilkerson

Crime Statistics for Period Ending 07/20/2022⁺

	28 Day				91 Day				YTD				
	06/23/2021 to 07/20/2021	06/23/2022 to 07/20/2022	% Change	3 Year Avg of 28 Days	04/21/2021 to 07/20/2021	04/21/2022 to 07/20/2022	% Change	3 Year Avg of 91 Days	2021 YTD Ending 07/20/2021	2022 YTD Ending 07/20/2022	% Change	3 Year YTD Avg	2022 YTD Compared to 3 Year YTD Avg
Violent Crime													
Homicide ²	0	0	0%	0.7	1	0	-100%	1.3	2	4	100%	3.3	20%
Rape	3	3	0%	1.7	9	5	-44%	8.7	12	13	8%	12.7	3%
Robbery	6	4	-33%	5.0	20	10	-50%	16.3	30	30	0%	35.3	-15%
Aggravated Assault	13	8	-38%	6.7	42	19	-55%	26.3	81	41	-49%	57.0	-28%
Total Violent Crime	22	15	-32%	14.0	72	34	-53%	52.7	125	88	-30%	108.3	-19%
Property Crime													
Commercial Burglary	0	4	N/C	4.3	4	17	325%	12.3	10	27	170%	40.3	-33%
Residential Burglary	6	5	-17%	4.7	26	15	-42%	24.3	43	38	-12%	51.7	-26%
Motor Vehicle Theft	18	27	50%	21.3	79	89	13%	63.0	179	228	27%	148.0	54%
Larceny from Motor Vehicle	64	27	-58%	53.7	216	268	24%	192.0	472	563	19%	428.3	31%
All Other, Larceny	85	36	-58%	97.0	249	260	4%	288.0	486	594	22%	618.3	-4%
Total Property Crime	173	99	-43%	181.0	574	649	13%	579.7	1190	1450	22%	1286.7	13%
Total Part I Crime	195	114	-42%	195.0	646	683	6%	632.3	1315	1538	17%	1395.0	10%

Footnotes:

¹ Homicides, rapes, and aggravated assaults are reported by victim; motor vehicle thefts are reported by vehicle; all other offenses are reported by incident

² Homicide = 'MURDER/NONNEGLIGENT MANSLAUGHTER' & 'NEGLIGENT MANSLAUGHTER' only. **Excluded:** 'AUTO FATALITY, NEGLIGENT' & 'JUSTIFIABLE HOMICIDE'.

³ N/C indicates the percent change is Not Calculable; one cannot divide by zero

Generated on: Monday, July 25, 2022

Data Source: PistoIDSS..vwIBRrecords

*Data entry may not be complete for time period

WAVES

Weekly Analysis for VBPD Engagement & Strategies 4th Precinct

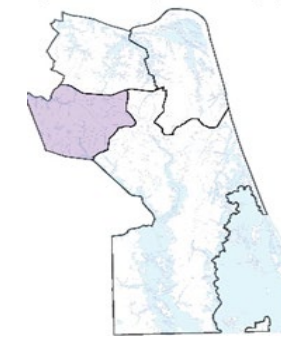
Chief of Police



Paul W. Neudigate



4th Precinct Sworn Personnel as of 07/25/2022					
Gender		Race			
		White	Black	Hispanic	Other
Male	63	49	4	2	8
	% of Total	81%	78%	6%	13%
Female	15	7	3	4	1
	% of Total	19%	47%	20%	27%
Total	78	56	7	6	9
	% of Total	100%	72%	9%	12%



Captain



Scott E. Wichtendahl

Crime Statistics for Period Ending 07/20/2022⁺

	28 Day				91 Day				YTD				
	06/23/2021 to 07/20/2021	06/23/2022 to 07/20/2022	% Change	3 Year Avg of 28 Days	04/21/2021 to 07/20/2021	04/21/2022 to 07/20/2022	% Change	3 Year Avg of 91 Days	2021 YTD Ending 07/20/2021	2022 YTD Ending 07/20/2022	% Change	3 Year YTD Avg	2022 YTD Compared to 3 Year YTD Avg
Violent Crime													
Homicide ²	0	0	0%	0.0	1	1	0%	0.7	3	5	67%	2.3	114%
Rape	2	4	100%	1.3	5	5	0%	4.7	12	9	-25%	14.0	-36%
Robbery	1	7	600%	2.7	7	13	86%	7.7	19	29	53%	20.7	40%
Aggravated Assault	3	6	100%	6.7	15	20	33%	19.0	33	30	-9%	33.7	-11%
Total Violent Crime	6	17	183%	10.7	28	39	39%	32.0	67	73	9%	70.7	3%
Property Crime													
Commercial Burglary	2	3	50%	1.3	5	20	300%	4.7	7	28	300%	14.3	95%
Residential Burglary	5	4	-20%	3.7	14	22	57%	16.0	26	40	54%	39.0	3%
Motor Vehicle Theft	21	26	24%	15.3	51	72	41%	38.7	86	162	88%	85.3	90%
Larceny from Motor Vehicle	78	49	-37%	83.0	210	225	7%	222.7	410	470	15%	436.3	8%
All Other, Larceny	50	39	-22%	57.7	137	165	20%	185.0	323	430	33%	420.0	2%
Total Property Crime	156	121	-22%	161.0	417	504	21%	467.0	852	1130	33%	995.0	14%
Total Part I Crime	162	138	-15%	171.7	445	543	22%	499.0	919	1203	31%	1065.7	13%

Footnotes:

¹ Homicides, rapes, and aggravated assaults are reported by victim; motor vehicle thefts are reported by vehicle; all other offenses are reported by incident

² Homicide = 'MURDER/NONNEGLIGENT MANSLAUGHTER' & 'NEGLIGENT MANSLAUGHTER' only. **Excluded:** 'AUTO FATALITY, NEGLIGENT' & 'JUSTIFIABLE HOMICIDE'.

³ N/C indicates the percent change is Not Calculable; one cannot divide by zero

Generated on: Monday, July 25, 2022

Data Source: PistoIDSS..vwIBRrecords

*Data entry may not be complete for time period