

# WAVES

## Weekly Analysis for VBPD Engagement & Strategies Citywide

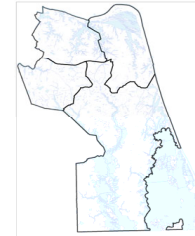
Chief of Police



Paul W. Neudigate



Citywide Sworn Personnel as of 07/18/2022					
Gender	Race				
	White	Black	Hispanic	Other	
Male	491	403	30	26	32
% of Total	82%	82%	6%	5%	7%
Female	106	88	7	6	5
% of Total	18%	83%	7%	6%	5%
Total	597	491	37	32	37
% of Total	100%	82%	6%	5%	6%



### Crime Statistics for Period Ending 07/13/2022<sup>+</sup>

	28 Day				91 Day				YTD				
	06/16/2021 to 07/13/2021	06/16/2022 to 07/13/2022	% Change	3 Year Avg of 28 Days	04/14/2021 to 07/13/2021	04/14/2022 to 07/13/2022	% Change	3 Year Avg of 91 Days	2021 YTD Ending 07/13/2021	2022 YTD Ending 07/13/2022	% Change	3 Year YTD Avg	2022 YTD Compared to 3 Year YTD Avg
<b>Violent Crime</b>													
Homicide <sup>2</sup>	1	0	-100%	1.7	4	4	0%	8.3	8	13	63%	13.0	0%
Rape	6	4	-33%	6.3	23	17	-26%	25.0	43	37	-14%	47.3	-22%
Robbery	13	17	31%	13.7	46	38	-17%	40.3	85	92	8%	87.0	6%
Aggravated Assault	35	31	-11%	30.7	94	71	-24%	88.0	183	123	-33%	166.0	-26%
<b>Total Violent Crime</b>	<b>55</b>	<b>52</b>	<b>-5%</b>	<b>52.3</b>	<b>167</b>	<b>130</b>	<b>-22%</b>	<b>161.7</b>	<b>319</b>	<b>265</b>	<b>-17%</b>	<b>313.3</b>	<b>-15%</b>
<b>Property Crime</b>													
Commercial Burglary	7	11	57%	10.0	26	53	104%	37.3	51	84	65%	93.7	-10%
Residential Burglary	20	17	-15%	15.7	71	55	-23%	71.0	138	120	-13%	160.7	-25%
Motor Vehicle Theft	66	107	62%	57.7	196	257	31%	164.7	392	579	48%	340.7	70%
Larceny from Motor Vehicle	219	157	-28%	220.7	721	805	12%	689.7	1399	1572	12%	1333.3	18%
All Other, Larceny	286	161	-44%	327.3	844	815	-3%	995.7	1583	1799	14%	1942.7	-7%
<b>Total Property Crime</b>	<b>598</b>	<b>453</b>	<b>-24%</b>	<b>631.3</b>	<b>1858</b>	<b>1985</b>	<b>7%</b>	<b>1958.3</b>	<b>3563</b>	<b>4154</b>	<b>17%</b>	<b>3871.0</b>	<b>7%</b>
<b>Total Part I Crime</b>	<b>653</b>	<b>505</b>	<b>-23%</b>	<b>683.7</b>	<b>2025</b>	<b>2115</b>	<b>4%</b>	<b>2120.0</b>	<b>3882</b>	<b>4419</b>	<b>14%</b>	<b>4184.3</b>	<b>6%</b>

**Footnotes:**

<sup>1</sup> Homicides, rapes, and aggravated assaults are reported by victim; motor vehicle thefts are reported by vehicle; all other offenses are reported by incident

<sup>2</sup> Homicide = 'MURDER/NONNEGLIGENT MANSLAUGHTER' & 'NEGLIGENT MANSLAUGHTER' only. **Excluded:** 'AUTO FATALITY, NEGLIGENT' & 'JUSTIFIABLE HOMICIDE'.

<sup>3</sup> N/C indicates the percent change is Not Calculable; one cannot divide by zero

Generated on: Monday, July 18, 2022

Data Source: PistolDSS.vwIBRrecords

\*Data entry may not be complete for time period

# WAVES

## Weekly Analysis for VBPD Engagement & Strategies

### 1st Precinct

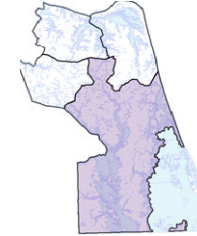
Chief of Police



Paul W. Neudigate



1st Precinct Sworn Personnel as of 07/18/2022					
Gender	Race				
	White	Black	Hispanic	Other	
Male	67	50	5	8	4
% of Total	83%	75%	7%	12%	6%
Female	14	12	2	0	0
% of Total	17%	86%	14%	0%	0%
Total	81	62	7	8	4
% of Total	100%	77%	9%	10%	5%



Captain



Marcie R. Fox

### Crime Statistics for Period Ending 07/13/2022<sup>+</sup>

	28 Day				91 Day				YTD				
	06/16/2021 to 07/13/2021	06/16/2022 to 07/13/2022	% Change	3 Year Avg of 28 Days	04/14/2021 to 07/13/2021	04/14/2022 to 07/13/2022	% Change	3 Year Avg of 91 Days	2021 YTD Ending 07/13/2021	2022 YTD Ending 07/13/2022	% Change	3 Year YTD Avg	2022 YTD Compared to 3 Year YTD Avg
<b>Violent Crime</b>													
Homicide <sup>2</sup>	1	0	-100%	0.3	1	1	0%	4.7	1	1	0%	5.3	-81%
Rape	0	0	0%	1.0	3	4	33%	5.7	8	9	13%	9.7	-7%
Robbery	2	1	-50%	2.0	7	2	-71%	6.0	15	11	-27%	12.7	-13%
Aggravated Assault	6	3	-50%	6.3	17	6	-65%	19.0	26	19	-27%	30.3	-37%
<b>Total Violent Crime</b>	<b>9</b>	<b>4</b>	<b>-56%</b>	<b>9.7</b>	<b>28</b>	<b>13</b>	<b>-54%</b>	<b>35.3</b>	<b>50</b>	<b>40</b>	<b>-20%</b>	<b>58.0</b>	<b>-31%</b>
<b>Property Crime</b>													
Commercial Burglary	2	1	-50%	2.0	9	10	11%	7.7	14	19	36%	17.3	10%
Residential Burglary	4	1	-75%	2.3	8	2	-75%	11.7	19	15	-21%	31.3	-52%
Motor Vehicle Theft	5	12	140%	10.3	23	28	22%	27.7	48	63	31%	51.0	24%
Larceny from Motor Vehicle	26	45	73%	35.7	125	174	39%	115.7	239	290	21%	225.0	29%
All Other, Larceny	45	32	-29%	55.0	179	149	-17%	182.3	312	353	13%	373.0	-5%
<b>Total Property Crime</b>	<b>82</b>	<b>91</b>	<b>11%</b>	<b>105.3</b>	<b>344</b>	<b>363</b>	<b>6%</b>	<b>345.0</b>	<b>632</b>	<b>740</b>	<b>17%</b>	<b>697.7</b>	<b>6%</b>
<b>Total Part I Crime</b>	<b>91</b>	<b>95</b>	<b>4%</b>	<b>115.0</b>	<b>372</b>	<b>376</b>	<b>1%</b>	<b>380.3</b>	<b>682</b>	<b>780</b>	<b>14%</b>	<b>755.7</b>	<b>3%</b>

**Footnotes:**

<sup>1</sup> Homicides, rapes, and aggravated assaults are reported by victim; motor vehicle thefts are reported by vehicle; all other offenses are reported by incident

<sup>2</sup> Homicide = 'MURDER/NONNEGLIGENT MANSLAUGHTER' & 'NEGLIGENT MANSLAUGHTER' only. **Excluded:** 'AUTO FATALITY, NEGLIGENT' & 'JUSTIFIABLE HOMICIDE'.

<sup>3</sup> N/C indicates the percent change is Not Calculable; one cannot divide by zero

Generated on: Monday, July 18, 2022

Data Source: PistolDSS.vwIBRrecords

\*Data entry may not be complete for time period

# WAVES

## Weekly Analysis for VBPD Engagement & Strategies 2nd Precinct

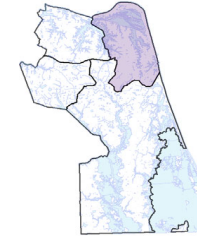
Chief of Police



Paul W. Neudigate



2nd Precinct Sworn Personnel as of 07/18/2022					
Gender	Race				
	White	Black	Hispanic	Other	
Male	111	96	6	4	5
% of Total	86%	86%	5%	4%	5%
Female	18	16	0	0	2
% of Total	14%	89%	0%	0%	11%
Total	129	112	6	4	7
% of Total	100%	87%	5%	3%	5%



Captain



Harry I. McBrien

### Crime Statistics for Period Ending 07/13/2022<sup>+</sup>

	28 Day				91 Day				YTD				
	06/16/2021 to 07/13/2021	06/16/2022 to 07/13/2022	% Change	3 Year Avg of 28 Days	04/14/2021 to 07/13/2021	04/14/2022 to 07/13/2022	% Change	3 Year Avg of 91 Days	2021 YTD Ending 07/13/2021	2022 YTD Ending 07/13/2022	% Change	3 Year YTD Avg	2022 YTD Compared to 3 Year YTD Avg
<b>Violent Crime</b>													
Homicide <sup>2</sup>	0	0	0%	0.3	1	2	100%	1.3	2	3	50%	2.0	50%
Rape	3	0	-100%	2.7	7	5	-29%	6.0	13	9	-31%	11.7	-23%
Robbery	1	4	300%	3.0	14	12	-14%	11.3	23	23	0%	20.7	11%
Aggravated Assault	10	11	10%	10.7	21	20	-5%	23.7	47	29	-38%	48.7	-40%
<b>Total Violent Crime</b>	<b>14</b>	<b>15</b>	<b>7%</b>	<b>16.7</b>	<b>43</b>	<b>39</b>	<b>-9%</b>	<b>42.3</b>	<b>85</b>	<b>64</b>	<b>-25%</b>	<b>83.0</b>	<b>-23%</b>
<b>Property Crime</b>													
Commercial Burglary	3	2	-33%	2.0	8	6	-25%	12.7	20	12	-40%	23.0	-48%
Residential Burglary	5	5	0%	4.0	24	17	-29%	18.3	52	29	-44%	40.3	-28%
Motor Vehicle Theft	21	23	10%	15.0	50	59	18%	39.0	90	124	38%	68.0	82%
Larceny from Motor Vehicle	65	20	-69%	53.3	174	145	-17%	156.7	321	291	-9%	281.3	3%
All Other, Larceny	104	35	-66%	116.7	289	244	-16%	341.0	489	458	-6%	565.0	-19%
<b>Total Property Crime</b>	<b>198</b>	<b>85</b>	<b>-57%</b>	<b>191.0</b>	<b>545</b>	<b>471</b>	<b>-14%</b>	<b>567.7</b>	<b>972</b>	<b>914</b>	<b>-6%</b>	<b>977.7</b>	<b>-7%</b>
<b>Total Part I Crime</b>	<b>212</b>	<b>100</b>	<b>-53%</b>	<b>207.7</b>	<b>588</b>	<b>510</b>	<b>-13%</b>	<b>610.0</b>	<b>1057</b>	<b>978</b>	<b>-7%</b>	<b>1060.7</b>	<b>-8%</b>

**Footnotes:**

<sup>1</sup> Homicides, rapes, and aggravated assaults are reported by victim; motor vehicle thefts are reported by vehicle; all other offenses are reported by incident

<sup>2</sup> Homicide = 'MURDER/NONNEGLIGENT MANSLAUGHTER' & 'NEGLIGENT MANSLAUGHTER' only. **Excluded:** 'AUTO FATALITY, NEGLIGENT' & 'JUSTIFIABLE HOMICIDE'.

<sup>3</sup> N/C indicates the percent change is Not Calculable; one cannot divide by zero

Generated on: Monday, July 18, 2022

Data Source: PistolDSS..vwIBRrecords

\*Data entry may not be complete for time period

# WAVES

## Weekly Analysis for VBPD Engagement & Strategies 3rd Precinct

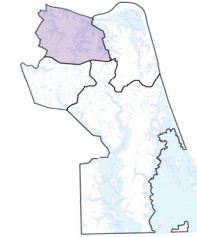
Chief of Police



Paul W. Neudigate



3rd Precinct Sworn Personnel as of 07/18/2022					
Gender	Race				
	White	Black	Hispanic	Other	
Male	77	57	8	6	6
% of Total	86%	74%	10%	8%	8%
Female	13	12	0	1	0
% of Total	14%	92%	0%	8%	0%
Total	90	69	8	7	6
% of Total	100%	77%	9%	8%	7%



Captain



Jeffery E. Wilkerson

### Crime Statistics for Period Ending 07/13/2022<sup>+</sup>

	28 Day				91 Day				YTD				
	06/16/2021 to 07/13/2021	06/16/2022 to 07/13/2022	% Change	3 Year Avg of 28 Days	04/14/2021 to 07/13/2021	04/14/2022 to 07/13/2022	% Change	3 Year Avg of 91 Days	2021 YTD Ending 07/13/2021	2022 YTD Ending 07/13/2022	% Change	3 Year YTD Avg	2022 YTD Compared to 3 Year YTD Avg
<b>Violent Crime</b>													
Homicide <sup>2</sup>	0	0	0%	0.7	1	0	-100%	1.7	2	4	100%	3.3	20%
Rape	2	3	50%	1.7	8	6	-25%	8.3	11	13	18%	12.3	5%
Robbery	8	5	-38%	5.7	19	12	-37%	15.7	29	30	3%	33.7	-11%
Aggravated Assault	15	10	-33%	7.0	41	23	-44%	26.3	78	44	-44%	55.0	-20%
<b>Total Violent Crime</b>	<b>25</b>	<b>18</b>	<b>-28%</b>	<b>15.0</b>	<b>69</b>	<b>41</b>	<b>-41%</b>	<b>52.0</b>	<b>120</b>	<b>91</b>	<b>-24%</b>	<b>104.3</b>	<b>-13%</b>
<b>Property Crime</b>													
Commercial Burglary	0	5	N/C	4.3	4	17	325%	11.7	10	26	160%	39.0	-33%
Residential Burglary	6	4	-33%	4.7	27	13	-52%	24.7	43	35	-19%	50.7	-31%
Motor Vehicle Theft	19	40	111%	17.7	78	96	23%	61.3	174	231	33%	140.7	64%
Larceny from Motor Vehicle	49	47	-4%	44.7	214	269	26%	191.7	444	543	22%	407.7	33%
All Other, Larceny	87	50	-43%	93.7	241	253	5%	284.3	467	569	22%	597.0	-5%
<b>Total Property Crime</b>	<b>161</b>	<b>146</b>	<b>-9%</b>	<b>165.0</b>	<b>564</b>	<b>648</b>	<b>15%</b>	<b>573.7</b>	<b>1138</b>	<b>1404</b>	<b>23%</b>	<b>1235.0</b>	<b>14%</b>
<b>Total Part I Crime</b>	<b>186</b>	<b>164</b>	<b>-12%</b>	<b>180.0</b>	<b>633</b>	<b>689</b>	<b>9%</b>	<b>625.7</b>	<b>1258</b>	<b>1495</b>	<b>19%</b>	<b>1339.3</b>	<b>12%</b>

**Footnotes:**

<sup>1</sup> Homicides, rapes, and aggravated assaults are reported by victim; motor vehicle thefts are reported by vehicle; all other offenses are reported by incident

<sup>2</sup> Homicide = 'MURDER/NONNEGLIGENT MANSLAUGHTER' & 'NEGLIGENT MANSLAUGHTER' only. **Excluded:** 'AUTO FATALITY, NEGLIGENT' & 'JUSTIFIABLE HOMICIDE'

<sup>3</sup> N/C indicates the percent change is Not Calculable; one cannot divide by zero

Generated on: Monday, July 18, 2022

Data Source: PistolDSS.vwIBRrecords

\*Data entry may not be complete for time period

# WAVES

## Weekly Analysis for VBPD Engagement & Strategies 4th Precinct

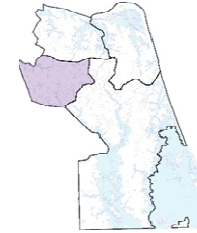
Chief of Police



Paul W. Neudigate



4th Precinct Sworn Personnel as of 07/18/2022					
Gender	Race				
	White	Black	Hispanic	Other	
Male	68	53	4	2	9
% of Total	79%	78%	6%	3%	13%
Female	18	10	3	4	1
% of Total	21%	56%	17%	22%	6%
Total	86	63	7	6	10
% of Total	100%	73%	8%	7%	12%



Captain



Scott E. Wichtendahl

### Crime Statistics for Period Ending 07/13/2022<sup>+</sup>

	28 Day				91 Day				YTD				
	06/16/2021 to 07/13/2021	06/16/2022 to 07/13/2022	% Change	3 Year Avg of 28 Days	04/14/2021 to 07/13/2021	04/14/2022 to 07/13/2022	% Change	3 Year Avg of 91 Days	2021 YTD Ending 07/13/2021	2022 YTD Ending 07/13/2022	% Change	3 Year YTD Avg	2022 YTD Compared to 3 Year YTD Avg
<b>Violent Crime</b>													
Homicide <sup>2</sup>	0	0	0%	0.3	1	1	0%	0.7	3	5	67%	2.3	114%
Rape	1	1	0%	1.0	5	2	-60%	5.0	11	6	-45%	13.7	-56%
Robbery	2	7	250%	3.0	6	12	100%	7.3	18	28	56%	20.0	40%
Aggravated Assault	4	7	75%	6.7	15	22	47%	19.0	32	31	-3%	32.0	-3%
<b>Total Violent Crime</b>	<b>7</b>	<b>15</b>	<b>114%</b>	<b>11.0</b>	<b>27</b>	<b>37</b>	<b>37%</b>	<b>32.0</b>	<b>64</b>	<b>70</b>	<b>9%</b>	<b>68.0</b>	<b>3%</b>
<b>Property Crime</b>													
Commercial Burglary	2	3	50%	1.7	5	20	300%	5.3	7	27	286%	14.3	88%
Residential Burglary	5	7	40%	4.7	12	23	92%	16.3	24	41	71%	38.3	7%
Motor Vehicle Theft	21	32	52%	14.7	45	74	64%	36.7	80	161	101%	81.0	99%
Larceny from Motor Vehicle	79	45	-43%	87.0	208	217	4%	225.7	395	448	13%	419.3	7%
All Other, Larceny	50	42	-16%	62.0	135	167	24%	188.0	315	417	32%	407.7	2%
<b>Total Property Crime</b>	<b>157</b>	<b>129</b>	<b>-18%</b>	<b>170.0</b>	<b>405</b>	<b>501</b>	<b>24%</b>	<b>472.0</b>	<b>821</b>	<b>1094</b>	<b>33%</b>	<b>960.7</b>	<b>14%</b>
<b>Total Part I Crime</b>	<b>164</b>	<b>144</b>	<b>-12%</b>	<b>181.0</b>	<b>432</b>	<b>538</b>	<b>25%</b>	<b>504.0</b>	<b>885</b>	<b>1164</b>	<b>32%</b>	<b>1028.7</b>	<b>13%</b>

**Footnotes:**

<sup>1</sup> Homicides, rapes, and aggravated assaults are reported by victim; motor vehicle thefts are reported by vehicle; all other offenses are reported by incident

<sup>2</sup> Homicide = 'MURDER/NONNEGLIGENT MANSLAUGHTER' & 'NEGLIGENT MANSLAUGHTER' only. **Excluded:** 'AUTO FATALITY, NEGLIGENT' & 'JUSTIFIABLE HOMICIDE'

<sup>3</sup> N/C indicates the percent change is Not Calculable; one cannot divide by zero

Generated on: Monday, July 18, 2022

Data Source: PistolDSS..vwIBRrecords

\*Data entry may not be complete for time period