

WAVES

Weekly Analysis for VBPB Engagement & Strategies

Citywide

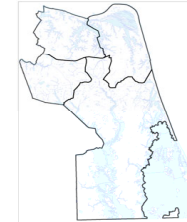
Chief of Police



Paul W. Neudigate



Citywide Sworn Personnel as of 07/13/2021					
Gender	Race				
	White	Black	Hispanic	Other	
Male	576	473	39	31	33
% of Total	84%	82%	7%	5%	6%
Female	113	94	9	4	6
% of Total	16%	83%	8%	4%	5%
Total	689	567	48	35	39
% of Total	100%	82%	7%	5%	6%



Crime Statistics for Period Ending 07/13/2021														
	28 Day				91 Day				YTD					
	06/16/2020 to 07/13/2020	06/16/2021 to 07/13/2021	% Change	3 Year Avg of 28 Days	04/14/2020 to 07/13/2020	04/14/2021 to 07/13/2021	% Change	3 Year Avg of 91 Days	2020 YTD Ending 07/13/2020	2021 YTD Ending 07/13/2021	% Change	3 Year YTD Avg	2021 YTD Compared to 3 Year YTD Avg	
Violent Crime														
Homicide ²	2	1	-50%	2.0	4	5	25%	8.3	10	9	-10%	13.3	-33%	
Rape	5	2	-60%	9.0	25	17	-32%	27.0	50	35	-30%	51.0	-31%	
Robbery	12	12	0%	14.0	31	46	48%	39.7	71	85	20%	92.0	-8%	
Aggravated Assault	36	17	-53%	30.3	80	71	-11%	96.3	161	138	-14%	167.7	-18%	
Total Violent Crime	55	32	-42%	55.3	140	139	-1%	171.3	292	267	-9%	324.0	-18%	
Property Crime														
Commercial Burglary	13	6	-54%	11.0	51	25	-51%	37.0	160	50	-69%	92.7	-46%	
Residential Burglary	15	20	33%	19.0	58	72	24%	80.0	149	139	-7%	191.3	-27%	
Motor Vehicle Theft	47	62	32%	55.0	130	189	45%	154.0	324	386	19%	310.3	24%	
Larceny from Motor Vehicle	178	103	-42%	232.3	513	593	16%	681.7	1166	1265	8%	1324.0	-4%	
All Other, Larceny	306	138	-55%	339.7	910	680	-25%	1071.3	1943	1399	-28%	2131.7	-34%	
Total Property Crime	559	329	-41%	657.0	1662	1559	-6%	2024.0	3742	3239	-13%	4050.0	-20%	
Total Part I Crime	614	361	-41%	712.3	1802	1698	-6%	2195.3	4034	3506	-13%	4374.0	-20%	

Footnotes:

¹Homicides, rapes, and aggravated assaults are reported by victim; motor vehicle thefts are reported by vehicle; all other offenses are reported by incident

²Homicide = 'MURDER/NONNEGLIGENT MANSLAUGHTER', 'NEGLIGENT MANSLAUGHTER', 'AUTO FATALITY, NEGLIGENT'

³N/C indicates the percent change is Not Calculable; one cannot divide by zero

Data Source: PistolDSS.vwIBRrecords

Data entry may not be complete for time period

WAVES

Weekly Analysis for VBPB Engagement & Strategies

1st Precinct

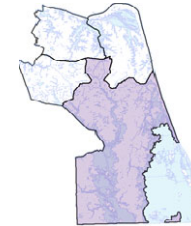
Chief of Police



Paul W. Neudigate



1st Precinct Sworn Personnel as of 07/13/2021					
Gender	Race				
	White	Black	Hispanic	Other	
Male	78	60	5	7	6
% of Total	85%	77%	6%	9%	8%
Female	14	13	0	0	1
% of Total	15%	93%	0%	0%	7%
Total	92	73	5	7	7
% of Total	100%	79%	5%	8%	8%



Captain



Johnny L. Gandy

Crime Statistics for Period Ending 07/13/2021

	28 Day				91 Day				YTD				
	06/16/2020 to 07/13/2020	06/16/2021 to 07/13/2021	% Change	3 Year Avg of 28 Days	04/14/2020 to 07/13/2020	04/14/2021 to 07/13/2021	% Change	3 Year Avg of 91 Days	2020 YTD Ending 07/13/2020	2021 YTD Ending 07/13/2021	% Change	3 Year YTD Avg	2021 YTD Compared to 3 Year YTD Avg
Violent Crime													
Homicide ²	0	1	N/C	0.0	0	1	N/C	4.3	0	1	N/C	5.7	-82%
Rape	2	0	-100%	3.7	9	4	-56%	8.3	13	7	-46%	12.7	-45%
Robbery	2	2	0%	1.3	6	7	17%	4.7	10	15	50%	15.0	0%
Aggravated Assault	8	1	-88%	6.3	16	14	-13%	22.3	30	20	-33%	33.7	-41%
Total Violent Crime	12	4	-67%	11.3	31	26	-16%	39.7	53	43	-19%	67.0	-36%
Property Crime													
Commercial Burglary	1	2	100%	2.3	6	9	50%	6.7	17	14	-18%	17.0	-18%
Residential Burglary	2	4	100%	2.7	11	8	-27%	15.3	31	19	-39%	43.0	-56%
Motor Vehicle Theft	10	5	-50%	10.7	23	23	0%	25.7	40	48	20%	49.0	-2%
Larceny from Motor Vehicle	33	13	-61%	37.3	75	110	47%	106.3	188	223	19%	207.3	8%
All Other, Larceny	44	24	-45%	60.3	141	153	9%	200.3	345	283	-18%	431.7	-34%
Total Property Crime	90	48	-47%	113.3	256	303	18%	354.3	621	587	-5%	748.0	-22%
Total Part I Crime	102	52	-49%	124.7	287	329	15%	394.0	674	630	-7%	815.0	-23%

Footnotes:

¹Homicides, rapes, and aggravated assaults are reported by victim; motor vehicle thefts are reported by vehicle; all other offenses are reported by incident

²Homicide = 'MURDER/NONNEGLIGENT MANSLAUGHTER', 'NEGLIGENT MANSLAUGHTER', 'AUTO FATALITY, NEGLIGENT'

³N/C indicates the percent change is Not Calculable; one cannot divide by zero

Data Source: PistolDSS..vwIBRrecords

Data entry may not be complete for time period

WAVES

Weekly Analysis for VBPB Engagement & Strategies

2nd Precinct

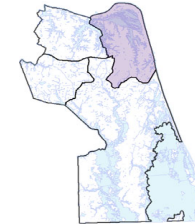
Chief of Police



Paul W. Neudigate



2nd Precinct Sworn Personnel as of 07/13/2021					
Gender		Race			
		White	Black	Hispanic	Other
Male	107	94	5	5	3
% of Total	84%	88%	5%	5%	3%
Female	20	15	2	1	2
% of Total	16%	75%	10%	5%	10%
Total	127	109	7	6	5
% of Total	100%	86%	6%	5%	4%



Captain



Harry I. McBrien

Crime Statistics for Period Ending 07/13/2021

	28 Day				91 Day				YTD				
	06/16/2020 to 07/13/2020	06/16/2021 to 07/13/2021	% Change	3 Year Avg of 28 Days	04/14/2020 to 07/13/2020	04/14/2021 to 07/13/2021	% Change	3 Year Avg of 91 Days	2020 YTD Ending 07/13/2020	2021 YTD Ending 07/13/2021	% Change	3 Year YTD Avg	2021 YTD Compared to 3 Year YTD Avg
Violent Crime													
Homicide ²	1	0	-100%	0.3	1	2	100%	1.0	1	3	200%	1.7	80%
Rape	2	0	-100%	2.7	4	4	0%	6.3	12	10	-17%	12.7	-21%
Robbery	3	1	-67%	5.0	7	15	114%	12.0	14	24	71%	20.3	18%
Aggravated Assault	15	5	-67%	13.3	31	18	-42%	31.3	60	36	-40%	55.7	-35%
Total Violent Crime	21	6	-71%	21.3	43	39	-9%	50.7	87	73	-16%	90.3	-19%
Property Crime													
Commercial Burglary	2	2	0%	1.3	22	7	-68%	11.0	34	19	-44%	18.7	2%
Residential Burglary	4	4	0%	5.0	16	24	50%	18.0	35	52	49%	42.7	22%
Motor Vehicle Theft	15	19	27%	12.0	33	48	45%	36.3	60	89	48%	62.3	43%
Larceny from Motor Vehicle	57	24	-58%	49.0	133	130	-2%	145.0	270	276	2%	270.0	2%
All Other, Larceny	121	46	-62%	119.0	300	227	-24%	352.7	542	425	-22%	593.0	-28%
Total Property Crime	199	95	-52%	186.3	504	436	-13%	563.0	941	861	-9%	986.7	-13%
Total Part I Crime	220	101	-54%	207.7	547	475	-13%	613.7	1028	934	-9%	1077.0	-13%

Footnotes:

¹Homicides, rapes, and aggravated assaults are reported by victim; motor vehicle thefts are reported by vehicle; all other offenses are reported by incident

²Homicide = 'MURDER/NONNEGLIGENT MANSLAUGHTER', 'NEGLIGENT MANSLAUGHTER', 'AUTO FATALITY, NEGLIGENT'

³N/C indicates the percent change is Not Calculable; one cannot divide by zero

Data Source: PistolDSS..vwIBRrecords

Data entry may not be complete for time period

WAVES

Weekly Analysis for VBPD Engagement & Strategies

3rd Precinct

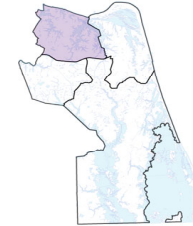
Chief of Police



Paul W. Neudigate



3rd Precinct Sworn Personnel as of 07/13/2021					
Gender	Race				
	White	Black	Hispanic	Other	
Male	80	60	7	8	5
% of Total	82%	75%	9%	10%	6%
Female	17	14	2	1	0
% of Total	18%	82%	12%	6%	0%
Total	97	74	9	9	5
% of Total	100%	76%	9%	9%	5%



Captain



Jeffery E. Wilkerson

Crime Statistics for Period Ending 07/13/2021

	28 Day				91 Day				YTD				
	06/16/2020 to 07/13/2020	06/16/2021 to 07/13/2021	% Change	3 Year Avg of 28 Days	04/14/2020 to 07/13/2020	04/14/2021 to 07/13/2021	% Change	3 Year Avg of 91 Days	2020 YTD Ending 07/13/2020	2021 YTD Ending 07/13/2021	% Change	3 Year YTD Avg	2021 YTD Compared to 3 Year YTD Avg
Violent Crime													
Homicide ²	0	0	0%	1.0	2	1	-50%	2.0	6	2	-67%	4.0	-50%
Rape	0	0	0%	1.7	7	4	-43%	7.7	12	7	-42%	12.3	-43%
Robbery	3	7	133%	4.7	10	18	80%	14.0	29	28	-3%	34.0	-18%
Aggravated Assault	4	8	100%	3.7	17	27	59%	22.7	40	56	40%	45.7	23%
Total Violent Crime	7	15	114%	11.0	36	50	39%	46.3	87	93	7%	96.0	-3%
Property Crime													
Commercial Burglary	8	0	-100%	6.0	16	4	-75%	13.0	81	10	-88%	40.3	-75%
Residential Burglary	3	7	133%	5.3	18	28	56%	23.0	53	44	-17%	53.0	-17%
Motor Vehicle Theft	11	17	55%	17.7	45	73	62%	53.7	138	168	22%	112.7	49%
Larceny from Motor Vehicle	32	23	-28%	57.7	158	184	16%	194.7	375	413	10%	396.7	4%
All Other, Larceny	84	42	-50%	87.3	282	194	-31%	291.7	650	419	-36%	641.7	-35%
Total Property Crime	138	89	-36%	174.0	519	483	-7%	576.0	1297	1054	-19%	1244.3	-15%
Total Part I Crime	145	104	-28%	185.0	555	533	-4%	622.3	1384	1147	-17%	1340.3	-14%

Footnotes:

¹Homicides, rapes, and aggravated assaults are reported by victim; motor vehicle thefts are reported by vehicle; all other offenses are reported by incident

²Homicide = 'MURDER/NONNEGLIGENT MANSLAUGHTER', 'NEGLIGENT MANSLAUGHTER', 'AUTO FATALITY, NEGLIGENT'

³N/C indicates the percent change is Not Calculable; one cannot divide by zero

Data Source: PistolDSS..vwIBRrecords

Data entry may not be complete for time period

WAVES

Weekly Analysis for VBPB Engagement & Strategies

4th Precinct

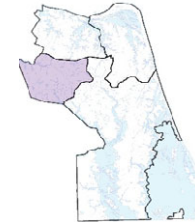
Chief of Police



Paul W. Neudigate



4th Precinct Sworn Personnel as of 07/13/2021					
Gender	Race				
	White	Black	Hispanic	Other	
Male	79	59	7	4	9
% of Total	86%	75%	9%	5%	11%
Female	13	9	1	2	1
% of Total	14%	69%	8%	15%	8%
Total	92	68	8	6	10
% of Total	100%	74%	9%	7%	11%



Captain



Scott E. Wichtendahl

Crime Statistics for Period Ending 07/13/2021

	28 Day				91 Day				YTD				
	06/16/2020 to 07/13/2020	06/16/2021 to 07/13/2021	% Change	3 Year Avg of 28 Days	04/14/2020 to 07/13/2020	04/14/2021 to 07/13/2021	% Change	3 Year Avg of 91 Days	2020 YTD Ending 07/13/2020	2021 YTD Ending 07/13/2021	% Change	3 Year YTD Avg	2021 YTD Compared to 3 Year YTD Avg
Violent Crime													
Homicide ²	1	0	-100%	0.7	1	1	0%	1.0	3	3	0%	2.0	50%
Rape	1	2	100%	1.0	5	5	0%	4.7	13	11	-15%	13.3	-18%
Robbery	4	2	-50%	3.0	8	6	-25%	9.0	18	18	0%	22.7	-21%
Aggravated Assault	9	3	-67%	7.0	16	12	-25%	20.0	31	26	-16%	32.7	-20%
Total Violent Crime	15	7	-53%	11.7	30	24	-20%	34.7	65	58	-11%	70.7	-18%
Property Crime													
Commercial Burglary	2	2	0%	1.3	7	5	-29%	6.3	28	7	-75%	16.7	-58%
Residential Burglary	6	5	-17%	6.0	13	12	-8%	23.7	30	24	-20%	52.7	-54%
Motor Vehicle Theft	11	21	91%	14.7	29	45	55%	38.3	86	81	-6%	86.3	-6%
Larceny from Motor Vehicle	56	43	-23%	88.3	147	169	15%	235.7	333	353	6%	450.0	-22%
All Other, Larceny	57	26	-54%	73.0	187	106	-43%	226.7	406	272	-33%	465.3	-42%
Total Property Crime	132	97	-27%	183.3	383	337	-12%	530.7	883	737	-17%	1071.0	-31%
Total Part I Crime	147	104	-29%	195.0	413	361	-13%	565.3	948	795	-16%	1141.7	-30%

Footnotes:

¹Homicides, rapes, and aggravated assaults are reported by victim; motor vehicle thefts are reported by vehicle; all other offenses are reported by incident

²Homicide = 'MURDER/NONNEGLIGENT MANSLAUGHTER', 'NEGLIGENT MANSLAUGHTER', 'AUTO FATALITY, NEGLIGENT'

³N/C indicates the percent change is Not Calculable; one cannot divide by zero

Data Source: PistolDSS..vwIBRrecords

Data entry may not be complete for time period