

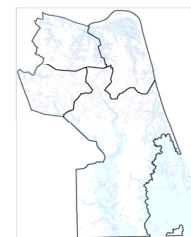
WAVES

Weekly Analysis for VBPD Engagement & Strategies

Citywide



Citywide Sworn Personnel as of 06/27/2022					
Gender	Race				
	White	Black	Hispanic	Other	
Male	579	471	39	32	37
% of Total	83%	81%	7%	6%	6%
Female	120	101	8	6	5
% of Total	17%	84%	7%	5%	4%
Total	699	572	47	38	42
% of Total	100%	82%	7%	5%	6%



Crime Statistics for Period Ending 06/22/2022⁺

	28 Day				91 Day				YTD				
	05/26/2021 to 06/22/2021	05/26/2022 to 06/22/2022	% Change	3 Year Avg of 28 Days	03/24/2021 to 06/22/2021	03/24/2022 to 06/22/2022	% Change	3 Year Avg of 91 Days	2021 YTD Ending 06/22/2021	2022 YTD Ending 06/22/2022	% Change	3 Year YTD Avg	2022 YTD Compared to 3 Year YTD Avg
Violent Crime													
Homicide ²	2	2	0%	5.3	5	9	80%	8.0	7	13	86%	12.0	8%
Rape	6	4	-33%	8.3	20	17	-15%	22.3	37	35	-5%	41.7	-16%
Robbery	16	12	-25%	12.7	47	34	-28%	37.3	77	79	3%	78.0	1%
Aggravated Assault	35	21	-40%	30.3	90	62	-31%	77.3	159	99	-38%	142.3	-30%
Total Violent Crime	59	39	-34%	56.7	162	122	-25%	145.0	280	226	-19%	274.0	-18%
Property Crime													
Commercial Burglary	9	17	89%	14.7	22	49	123%	36.3	45	76	69%	85.7	-11%
Residential Burglary	20	18	-10%	22.7	64	55	-14%	73.7	123	108	-12%	150.0	-28%
Motor Vehicle Theft	70	78	11%	53.7	184	245	33%	153.0	340	499	47%	296.3	68%
Larceny from Motor Vehicle	199	150	-25%	207.7	673	735	9%	643.7	1226	1339	9%	1162.0	15%
All Other, Larceny	271	161	-41%	291.7	776	781	1%	918.3	1364	1560	14%	1685.0	-7%
Total Property Crime	569	424	-25%	590.3	1719	1865	8%	1825.0	3098	3582	16%	3379.0	6%
Total Part I Crime	628	463	-26%	647.0	1881	1987	6%	1970.0	3378	3808	13%	3653.0	4%

Footnotes:

¹ Homicides, rapes, and aggravated assaults are reported by victim; motor vehicle thefts are reported by vehicle; all other offenses are reported by incident

² Homicide = 'MURDER/NONNEGLIGENT MANSLAUGHTER' & 'NEGLIGENT MANSLAUGHTER' only. **Excluded:** 'AUTO FATALITY, NEGLIGENT' & 'JUSTIFIABLE HOMICIDE'

³ N/C indicates the percent change is Not Calculable; one cannot divide by zero

Generated on: Monday, June 27, 2022

Data Source: PistolDSS..vwIBRecords

*Data entry may not be complete for time period

WAVES

Weekly Analysis for VBPD Engagement & Strategies

1st Precinct

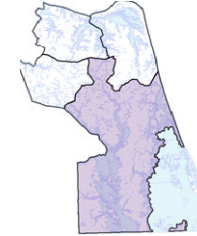
Chief of Police



Paul W. Neudigate



1st Precinct Sworn Personnel as of 06/27/2022					
Gender	Race				
	White	Black	Hispanic	Other	
Male	75	55	6	11	3
% of Total	82%	73%	8%	15%	4%
Female	17	15	2	0	0
% of Total	18%	88%	12%	0%	0%
Total	92	70	8	11	3
% of Total	100%	76%	9%	12%	3%



Captain



Marcie R. Fox

Crime Statistics for Period Ending 06/22/2022⁺

	28 Day				91 Day				YTD				
	05/26/2021 to 06/22/2021	05/26/2022 to 06/22/2022	% Change	3 Year Avg of 28 Days	03/24/2021 to 06/22/2021	03/24/2022 to 06/22/2022	% Change	3 Year Avg of 91 Days	2021 YTD Ending 06/22/2021	2022 YTD Ending 06/22/2022	% Change	3 Year YTD Avg	2022 YTD Compared to 3 Year YTD Avg
Violent Crime													
Homicide ²	0	0	0%	4.0	0	1	N/C	4.3	0	1	N/C	5.0	-80%
Rape	2	1	-50%	2.3	3	4	33%	5.3	8	9	13%	9.0	0%
Robbery	1	2	100%	1.7	6	3	-50%	5.3	13	11	-15%	11.0	0%
Aggravated Assault	5	4	-20%	7.0	15	10	-33%	15.0	23	19	-17%	25.3	-25%
Total Violent Crime	8	7	-13%	15.0	24	18	-25%	30.0	44	40	-9%	50.3	-21%
Property Crime													
Commercial Burglary	0	3	N/C	1.0	8	11	38%	7.3	12	18	50%	15.3	17%
Residential Burglary	2	1	-50%	4.0	6	4	-33%	13.3	17	14	-18%	30.0	-53%
Motor Vehicle Theft	7	10	43%	9.3	23	29	26%	24.3	43	57	33%	43.7	31%
Larceny from Motor Vehicle	29	30	3%	31.3	119	149	25%	102.3	219	234	7%	197.0	19%
All Other, Larceny	66	27	-59%	52.7	177	146	-18%	174.7	282	303	7%	331.0	-8%
Total Property Crime	104	71	-32%	98.3	333	339	2%	322.0	573	626	9%	617.0	1%
Total Part I Crime	112	78	-30%	113.3	357	357	0%	352.0	617	666	8%	667.3	0%

Footnotes:

¹ Homicides, rapes, and aggravated assaults are reported by victim; motor vehicle thefts are reported by vehicle; all other offenses are reported by incident

² Homicide = 'MURDER/NONNEGLIGENT MANSLAUGHTER' & 'NEGLIGENT MANSLAUGHTER' only. **Excluded:** 'AUTO FATALITY, NEGLIGENT' & 'JUSTIFIABLE HOMICIDE'.

³ N/C indicates the percent change is Not Calculable; one cannot divide by zero

Generated on: Monday, June 27, 2022

Data Source: PistolDSS..vwIBRrecords

*Data entry may not be complete for time period

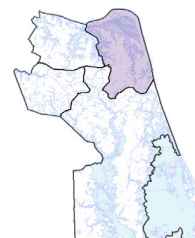
WAVES

Weekly Analysis for VBPD Engagement & Strategies

2nd Precinct



2nd Precinct Sworn Personnel as of 06/27/2022					
Gender	Race				
	White	Black	Hispanic	Other	
Male	112	96	6	5	5
% of Total	86%	86%	5%	4%	4%
Female	18	16	0	0	2
% of Total	14%	89%	0%	0%	11%
Total	130	112	6	5	7
% of Total	100%	86%	5%	4%	5%



Crime Statistics for Period Ending 06/22/2022⁺

	28 Day				91 Day				YTD				
	05/26/2021 to 06/22/2021	05/26/2022 to 06/22/2022	% Change	3 Year Avg of 28 Days	03/24/2021 to 06/22/2021	03/24/2022 to 06/22/2022	% Change	3 Year Avg of 91 Days	2021 YTD Ending 06/22/2021	2022 YTD Ending 06/22/2022	% Change	3 Year YTD Avg	2022 YTD Compared to 3 Year YTD Avg
Violent Crime													
Homicide ²	1	1	0%	0.7	2	2	0%	1.7	2	3	50%	2.0	50%
Rape	1	2	100%	1.7	5	6	20%	3.7	10	9	-10%	9.0	0%
Robbery	5	4	-20%	3.7	16	12	-25%	10.7	22	20	-9%	18.7	7%
Aggravated Assault	6	6	0%	8.3	25	14	-44%	20.0	38	22	-42%	39.7	-45%
Total Violent Crime	13	13	0%	14.3	48	34	-29%	36.0	72	54	-25%	69.3	-22%
Property Crime													
Commercial Burglary	5	1	-80%	8.3	7	6	-14%	12.7	18	10	-44%	21.3	-53%
Residential Burglary	5	6	20%	5.3	25	17	-32%	18.3	48	25	-48%	37.7	-34%
Motor Vehicle Theft	17	15	-12%	13.3	38	50	32%	31.7	71	103	45%	56.0	84%
Larceny from Motor Vehicle	44	31	-30%	51.3	147	124	-16%	134.3	267	247	-7%	237.0	4%
All Other, Larceny	87	58	-33%	98.7	252	226	-10%	294.3	408	399	-2%	470.3	-15%
Total Property Crime	158	111	-30%	177.0	469	423	-10%	491.3	812	784	-3%	822.3	-5%
Total Part I Crime	171	124	-27%	191.3	517	457	-12%	527.3	884	838	-5%	891.7	-6%

Footnotes:

¹ Homicides, rapes, and aggravated assaults are reported by victim; motor vehicle thefts are reported by vehicle; all other offenses are reported by incident

² Homicide = 'MURDER/NONNEGLIGENT MANSLAUGHTER' & 'NEGLIGENT MANSLAUGHTER' only. **Excluded:** 'AUTO FATALITY, NEGLIGENT' & 'JUSTIFIABLE HOMICIDE'.

³ N/C indicates the percent change is Not Calculable; one cannot divide by zero

Generated on: Monday, June 27, 2022

Data Source: PistolDSS..vwIBRecords

*Data entry may not be complete for time period

WAVES

Weekly Analysis for VBPD Engagement & Strategies 3rd Precinct

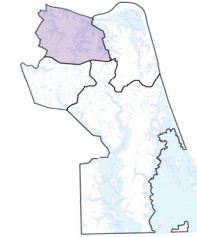
Chief of Police



Paul W. Neudigate



3rd Precinct Sworn Personnel as of 06/27/2022					
Gender	Race				
	White	Black	Hispanic	Other	
Male	85	62	10	6	7
% of Total	86%	73%	12%	7%	8%
Female	14	13	0	1	0
% of Total	14%	93%	0%	7%	0%
Total	99	75	10	7	7
% of Total	100%	76%	10%	7%	7%



Captain



Jeffery E. Wilkerson

Crime Statistics for Period Ending 06/22/2022⁺

	28 Day				91 Day				YTD				
	05/26/2021 to 06/22/2021	05/26/2022 to 06/22/2022	% Change	3 Year Avg of 28 Days	03/24/2021 to 06/22/2021	03/24/2022 to 06/22/2022	% Change	3 Year Avg of 91 Days	2021 YTD Ending 06/22/2021	2022 YTD Ending 06/22/2022	% Change	3 Year YTD Avg	2022 YTD Compared to 3 Year YTD Avg
Violent Crime													
Homicide ²	1	0	-100%	0.3	1	4	300%	1.0	2	4	100%	2.7	50%
Rape	2	1	-50%	3.3	7	6	-14%	7.3	9	12	33%	11.0	9%
Robbery	5	3	-40%	4.7	15	13	-13%	14.0	24	26	8%	30.3	-14%
Aggravated Assault	16	5	-69%	9.3	34	24	-29%	25.3	68	35	-49%	50.3	-30%
Total Violent Crime	24	9	-63%	17.7	57	47	-18%	47.7	103	77	-25%	94.3	-18%
Property Crime													
Commercial Burglary	3	2	-33%	4.0	4	14	250%	10.7	10	23	130%	36.0	-36%
Residential Burglary	9	4	-56%	7.7	22	12	-45%	24.0	37	33	-11%	47.0	-30%
Motor Vehicle Theft	33	34	3%	21.0	84	99	18%	61.7	161	204	27%	126.7	61%
Larceny from Motor Vehicle	71	46	-35%	64.3	231	272	18%	201.3	408	475	16%	374.7	27%
All Other, Larceny	78	46	-41%	80.7	222	253	14%	260.3	401	501	25%	521.3	-4%
Total Property Crime	194	132	-32%	177.7	563	650	15%	558.0	1017	1236	22%	1105.7	12%
Total Part I Crime	218	141	-35%	195.3	620	697	12%	605.7	1120	1313	17%	1200.0	9%

Footnotes:

¹ Homicides, rapes, and aggravated assaults are reported by victim; motor vehicle thefts are reported by vehicle; all other offenses are reported by incident

² Homicide = 'MURDER/NONNEGLIGENT MANSLAUGHTER' & 'NEGLIGENT MANSLAUGHTER' only. **Excluded:** 'AUTO FATALITY, NEGLIGENT' & 'JUSTIFIABLE HOMICIDE'.

³ N/C indicates the percent change is Not Calculable; one cannot divide by zero

Generated on: Monday, June 27, 2022

Data Source: PistolDSS.vwIBRrecords

*Data entry may not be complete for time period

WAVES

Weekly Analysis for VBPD Engagement & Strategies 4th Precinct

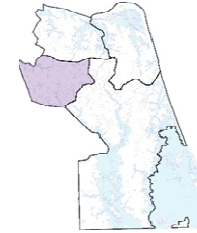
Chief of Police



Paul W. Neudigate



4th Precinct Sworn Personnel as of 06/27/2022					
Gender	Race				
	White	Black	Hispanic	Other	
Male	79	59	6	3	11
% of Total	81%	75%	8%	4%	14%
Female	19	11	3	4	1
% of Total	19%	58%	16%	21%	5%
Total	98	70	9	7	12
% of Total	100%	71%	9%	7%	12%



Captain



Scott E. Wichtendahl

Crime Statistics for Period Ending 06/22/2022⁺

	28 Day				91 Day				YTD				
	05/26/2021 to 06/22/2021	05/26/2022 to 06/22/2022	% Change	3 Year Avg of 28 Days	03/24/2021 to 06/22/2021	03/24/2022 to 06/22/2022	% Change	3 Year Avg of 91 Days	2021 YTD Ending 06/22/2021	2022 YTD Ending 06/22/2022	% Change	3 Year YTD Avg	2022 YTD Compared to 3 Year YTD Avg
Violent Crime													
Homicide ²	0	1	N/C	0.3	2	2	0%	1.0	3	5	67%	2.3	114%
Rape	1	0	-100%	1.0	5	1	-80%	6.0	10	5	-50%	12.7	-61%
Robbery	5	3	-40%	2.7	10	6	-40%	7.3	18	22	22%	18.0	22%
Aggravated Assault	8	6	-25%	5.7	16	14	-13%	17.0	30	23	-23%	27.0	-15%
Total Violent Crime	14	10	-29%	9.7	33	23	-30%	31.3	61	55	-10%	60.0	-8%
Property Crime													
Commercial Burglary	1	11	1000%	1.3	3	18	500%	5.7	5	25	400%	13.0	92%
Residential Burglary	4	7	75%	5.7	11	22	100%	18.0	21	36	71%	35.3	2%
Motor Vehicle Theft	13	19	46%	10.0	39	67	72%	35.3	65	135	108%	70.0	93%
Larceny from Motor Vehicle	55	42	-24%	60.7	176	189	7%	205.7	332	382	15%	353.3	8%
All Other, Larceny	40	30	-25%	59.7	125	156	25%	189.0	273	357	31%	362.3	-1%
Total Property Crime	113	109	-4%	137.3	354	452	28%	453.7	696	935	34%	834.0	12%
Total Part I Crime	127	119	-6%	147.0	387	475	23%	485.0	757	990	31%	894.0	11%

Footnotes:

¹ Homicides, rapes, and aggravated assaults are reported by victim; motor vehicle thefts are reported by vehicle; all other offenses are reported by incident

² Homicide = 'MURDER/NONNEGLIGENT MANSLAUGHTER' & 'NEGLIGENT MANSLAUGHTER' only. **Excluded:** 'AUTO FATALITY, NEGLIGENT' & 'JUSTIFIABLE HOMICIDE'

³ N/C indicates the percent change is Not Calculable; one cannot divide by zero

Generated on: Monday, June 27, 2022

Data Source: PistolDSS..vwIBRrecords

*Data entry may not be complete for time period