

WAVES

Weekly Analysis for VBPD Engagement and Strategies
June 22, 2021

Compiled by: Analytical Services Unit

WAVES

Weekly Analysis for VBPB Engagement & Strategies

Citywide

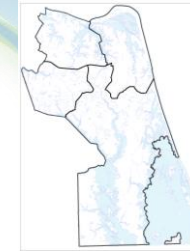
Chief of Police



Paul W. Neudigate



Citywide Sworn Personnel as of 06/21/2021						
Gender		Race				
		White	Black	Hispanic	Other	
Male	578	478	40	31	29	
	% of Total	84%	83%	7%	5%	5%
Female	114	95	9	4	6	
	% of Total	16%	83%	8%	4%	5%
Total	692	573	49	35	35	
	% of Total	100%	83%	7%	5%	5%



Crime Statistics for Period Ending 06/22/2021

	28 Day				91 Day				YTD				
	05/26/2020 to 06/22/2020	05/26/2021 to 06/22/2021	% Change	3 Year Avg of 28 Days	03/24/2020 to 06/22/2020	03/24/2021 to 06/22/2021	% Change	3 Year Avg of 91 Days	2020 YTD Ending 06/22/2020	2021 YTD Ending 06/22/2021	% Change	3 Year YTD Avg	2021 YTD Compared to 3 Year YTD Avg
Violent Crime													
Homicide ²	2	1	-50%	4.7	4	5	25%	7.3	10	7	-30%	12.0	-42%
Rape	9	7	-22%	9.0	26	17	-35%	24.0	46	32	-30%	44.0	-27%
Robbery	11	14	27%	13.0	26	46	77%	35.3	64	76	19%	81.3	-7%
Aggravated Assault	31	21	-32%	27.7	63	69	10%	82.0	134	124	-7%	142.0	-13%
Total Violent Crime	53	43	-19%	54.3	119	137	15%	148.7	254	239	-6%	279.3	-14%
Property Crime													
Commercial Burglary	24	8	-67%	14.7	52	21	-60%	36.0	150	44	-71%	83.3	-47%
Residential Burglary	18	19	6%	25.7	63	63	0%	85.7	138	122	-12%	177.3	-31%
Motor Vehicle Theft	34	63	85%	42.7	126	176	40%	138.7	287	333	16%	267.3	25%
Larceny from Motor Vehicle	175	102	-42%	200.0	476	569	20%	625.3	1020	1116	9%	1141.3	-2%
All Other, Larceny	257	146	-43%	314.3	814	638	-22%	1010.7	1686	1208	-28%	1863.7	-35%
Total Property Crime	508	338	-33%	597.3	1531	1467	-4%	1896.3	3281	2823	-14%	3533.0	-20%
Total Part I Crime	561	381	-32%	651.7	1650	1604	-3%	2045.0	3535	3062	-13%	3812.3	-20%

Footnotes:

¹Homicides, rapes, and aggravated assaults are reported by victim; motor vehicle thefts are reported by vehicle; all other offenses are reported by incident

²Homicide = 'MURDER/NONNEGLIGENT MANSLAUGHTER', 'NEGLIGENT MANSLAUGHTER', 'AUTO FATALITY, NEGLIGENT'

³N/C indicates the percent change is Not Calculable; one cannot divide by zero

WAVES

Weekly Analysis for VBPD Engagement & Strategies

1st Precinct

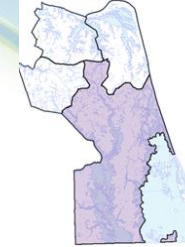
Chief of Police



Paul W. Neudigate



1st Precinct Sworn Personnel as of 06/21/2021						
Gender		Race				
		White	Black	Hispanic	Other	
Male	79	62	5	7	5	
	% of Total	86%	78%	6%	9%	6%
Female	13	12	0	0	1	
	% of Total	14%	92%	0%	0%	8%
Total	92	74	5	7	6	
	% of Total	100%	80%	5%	8%	7%



Captain



Johnny L. Gandy

Crime Statistics for Period Ending 06/22/2021

	28 Day				91 Day				YTD				
	05/26/2020 to 06/22/2020	05/26/2021 to 06/22/2021	% Change	3 Year Avg of 28 Days	03/24/2020 to 06/22/2020	03/24/2021 to 06/22/2021	% Change	3 Year Avg of 91 Days	2020 YTD Ending 06/22/2020	2021 YTD Ending 06/22/2021	% Change	3 Year YTD Avg	2021 YTD Compared to 3 Year YTD Avg
Violent Crime													
Homicide ²	0	0	0%	4.0	0	0	0%	4.3	0	0	0%	5.7	-100%
Rape	2	3	50%	2.7	9	4	-56%	6.3	12	7	-42%	10.0	-30%
Robbery	3	1	-67%	2.0	5	6	20%	6.7	9	13	44%	14.0	-7%
Aggravated Assault	4	3	-25%	7.3	11	13	18%	18.0	23	18	-22%	27.7	-35%
Total Violent Crime	9	7	-22%	16.0	25	23	-8%	35.3	44	38	-14%	57.3	-34%
Property Crime													
Commercial Burglary	1	1	0%	1.3	5	9	80%	6.3	16	13	-19%	14.7	-11%
Residential Burglary	4	2	-50%	4.7	12	6	-50%	18.3	30	17	-43%	41.0	-59%
Motor Vehicle Theft	4	7	75%	8.3	17	23	35%	22.7	32	43	34%	42.3	2%
Larceny from Motor Vehicle	29	15	-48%	30.0	59	104	76%	92.3	163	203	25%	177.7	14%
All Other, Larceny	34	42	24%	56.3	128	147	15%	191.3	309	251	-19%	382.3	-34%
Total Property Crime	72	67	-7%	100.7	221	289	31%	331.0	550	527	-4%	658.0	-20%
Total Part I Crime	81	74	-9%	116.7	246	312	27%	366.3	594	565	-5%	715.3	-21%

Footnotes:

¹Homicides, rapes, and aggravated assaults are reported by victim; motor vehicle thefts are reported by vehicle; all other offenses are reported by incident

²Homicide = 'MURDER/NONNEGLECT MANSLAUGHTER', 'NEGLECT MANSLAUGHTER', 'AUTO FATALITY, NEGLECT'

³N/C indicates the percent change is Not Calculable; one cannot divide by zero

WAVES

Weekly Analysis for VBPD Engagement & Strategies

2nd Precinct

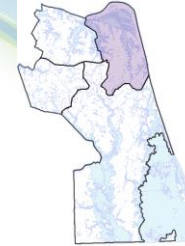
Chief of Police




Paul W. Neudigate



Gender		Race			
		White	Black	Hispanic	Other
Male	109	95	6	5	3
	% of Total	84%	6%	5%	3%
Female	20	15	2	1	2
	% of Total	16%	10%	5%	10%
Total	129	110	8	6	5
	% of Total	100%	85%	6%	4%



Captain



Harry I. McBrien

Crime Statistics for Period Ending 06/22/2021

	28 Day				91 Day				YTD				
	05/26/2020 to 06/22/2020	05/26/2021 to 06/22/2021	% Change	3 Year Avg of 28 Days	03/24/2020 to 06/22/2020	03/24/2021 to 06/22/2021	% Change	3 Year Avg of 91 Days	2020 YTD Ending 06/22/2020	2021 YTD Ending 06/22/2021	% Change	3 Year YTD Avg	2021 YTD Compared to 3 Year YTD Avg
Violent Crime													
Homicide ²	1	1	0%	0.3	1	3	200%	1.0	1	3	200%	1.7	80%
Rape	2	1	-50%	2.0	2	5	150%	5.0	10	10	0%	10.3	-3%
Robbery	3	5	67%	4.0	6	17	183%	8.7	13	23	77%	16.7	38%
Aggravated Assault	15	3	-80%	8.3	22	24	9%	22.3	48	37	-23%	44.3	-17%
Total Violent Crime	21	10	-52%	14.7	31	49	58%	37.0	72	73	1%	73.0	0%
Property Crime													
Commercial Burglary	17	4	-76%	7.0	23	6	-74%	11.0	32	17	-47%	17.3	-2%
Residential Burglary	7	4	-43%	5.7	16	24	50%	18.0	33	47	42%	39.3	19%
Motor Vehicle Theft	13	17	31%	11.0	29	39	34%	31.7	50	73	46%	53.3	37%
Larceny from Motor Vehicle	59	21	-64%	49.3	106	123	16%	124.7	222	243	9%	230.3	5%
All Other, Larceny	103	41	-60%	107.3	245	206	-16%	311.3	438	360	-18%	497.3	-28%
Total Property Crime	199	87	-56%	180.3	419	398	-5%	496.7	775	740	-5%	837.7	-12%
Total Part I Crime	220	97	-56%	195.0	450	447	-1%	533.7	847	813	-4%	910.7	-11%

Footnotes:

¹Homicides, rapes, and aggravated assaults are reported by victim; motor vehicle thefts are reported by vehicle; all other offenses are reported by incident

²Homicide = 'MURDER/NONNEGLIGENT MANSLAUGHTER', 'NEGLIGENT MANSLAUGHTER', 'AUTO FATALITY, NEGLIGENT'

³N/C indicates the percent change is Not Calculable; one cannot divide by zero

WAVES

Weekly Analysis for VBPD Engagement & Strategies

3rd Precinct

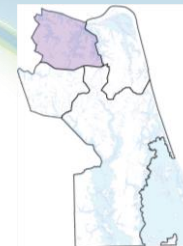
Chief of Police



Paul W. Neudigate



3rd Precinct Sworn Personnel as of 06/21/2021					
Gender	Race				
	White	Black	Hispanic	Other	
Male	80	60	8	8	4
% of Total	82%	75%	10%	10%	5%
Female	17	14	2	1	0
% of Total	18%	82%	12%	6%	0%
Total	97	74	10	9	4
% of Total	100%	76%	10%	9%	4%



Captain



Jeffery E. Wilkerson

Crime Statistics for Period Ending 06/22/2021

	28 Day				91 Day				YTD				
	05/26/2020 to 06/22/2020	05/26/2021 to 06/22/2021	% Change	3 Year Avg of 28 Days	03/24/2020 to 06/22/2020	03/24/2021 to 06/22/2021	% Change	3 Year Avg of 91 Days	2020 YTD Ending 06/22/2020	2021 YTD Ending 06/22/2021	% Change	3 Year YTD Avg	2021 YTD Compared to 3 Year YTD Avg
Violent Crime													
Homicide ²	0	0	0%	0.0	2	0	-100%	1.3	6	1	-83%	3.0	-67%
Rape	3	2	-33%	3.0	7	4	-43%	7.0	12	6	-50%	11.3	-47%
Robbery	3	4	33%	4.7	9	14	56%	12.3	27	23	-15%	30.7	-25%
Aggravated Assault	6	13	117%	8.0	17	24	41%	24.3	38	50	32%	43.3	15%
Total Violent Crime	12	19	58%	15.7	35	42	20%	45.0	83	80	-4%	88.3	-9%
Property Crime													
Commercial Burglary	5	2	-60%	4.0	16	3	-81%	10.7	76	9	-88%	35.7	-75%
Residential Burglary	4	10	150%	7.3	22	23	5%	24.3	50	38	-24%	49.3	-23%
Motor Vehicle Theft	8	28	250%	13.7	50	77	54%	50.0	128	153	20%	97.7	57%
Larceny from Motor Vehicle	46	38	-17%	58.7	180	196	9%	187.3	349	372	7%	352.0	6%
All Other, Larceny	73	40	-45%	80.7	253	180	-29%	281.3	574	359	-37%	572.3	-37%
Total Property Crime	136	118	-13%	164.3	521	479	-8%	553.7	1177	931	-21%	1107.0	-16%
Total Part I Crime	148	137	-7%	180.0	556	521	-6%	598.7	1260	1011	-20%	1195.3	-15%

Footnotes:

¹Homicides, rapes, and aggravated assaults are reported by victim; motor vehicle thefts are reported by vehicle; all other offenses are reported by incident

²Homicide = 'MURDER/NONNEGLIGENT MANSLAUGHTER', 'NEGLIGENT MANSLAUGHTER', 'AUTO FATALITY, NEGLIGENT'

³N/C indicates the percent change is Not Calculable; one cannot divide by zero

WAVES

Weekly Analysis for VBPD Engagement & Strategies

4th Precinct

Chief of Police



Paul W. Neudigate



4th Precinct Sworn Personnel as of 06/21/2021					
Gender	Race				
	White	Black	Hispanic	Other	
Male	79	60	7	4	8
% of Total	86%	76%	9%	5%	10%
Female	13	9	1	2	1
% of Total	14%	69%	8%	15%	8%
Total	92	69	8	6	9
% of Total	100%	75%	9%	7%	10%



Captain



Scott E. Wichtendahl

Crime Statistics for Period Ending 06/22/2021

	28 Day				91 Day				YTD				
	05/26/2020 to 06/22/2020	05/26/2021 to 06/22/2021	% Change	3 Year Avg of 28 Days	03/24/2020 to 06/22/2020	03/24/2021 to 06/22/2021	% Change	3 Year Avg of 91 Days	2020 YTD Ending 06/22/2020	2021 YTD Ending 06/22/2021	% Change	3 Year YTD Avg	2021 YTD Compared to 3 Year YTD Avg
Violent Crime													
Homicide ²	1	0	-100%	0.3	1	2	100%	0.7	3	3	0%	1.7	80%
Rape	2	1	-50%	1.3	8	4	-50%	5.7	12	9	-25%	12.3	-27%
Robbery	2	4	100%	2.3	6	9	50%	7.7	15	17	13%	20.0	-15%
Aggravated Assault	6	2	-67%	4.0	13	8	-38%	17.3	25	19	-24%	26.7	-29%
Total Violent Crime	11	7	-36%	8.0	28	23	-18%	31.3	55	48	-13%	60.7	-21%
Property Crime													
Commercial Burglary	1	1	0%	2.3	8	3	-63%	8.0	26	5	-81%	15.7	-68%
Residential Burglary	3	3	0%	8.0	13	10	-23%	25.0	25	20	-20%	47.7	-58%
Motor Vehicle Theft	9	11	22%	9.7	30	37	23%	34.3	77	64	-17%	74.0	-14%
Larceny from Motor Vehicle	41	28	-32%	62.0	131	146	11%	221.0	286	298	4%	381.3	-22%
All Other, Larceny	46	23	-50%	69.7	187	105	-44%	226.3	364	238	-35%	411.3	-42%
Total Property Crime	100	66	-34%	151.7	369	301	-18%	514.7	778	625	-20%	930.0	-33%
Total Part I Crime	111	73	-34%	159.7	397	324	-18%	546.0	833	673	-19%	990.7	-32%

Footnotes:

¹Homicides, rapes, and aggravated assaults are reported by victim; motor vehicle thefts are reported by vehicle; all other offenses are reported by incident

²Homicide = 'MURDER/NONNEGLIGENT MANSLAUGHTER', 'NEGLIGENT MANSLAUGHTER', 'AUTO FATALITY, NEGLIGENT'

³N/C indicates the percent change is Not Calculable; one cannot divide by zero