

# WAVES

## Weekly Analysis for VBPD Engagement & Strategies Citywide

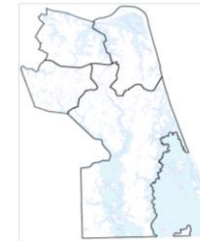
Chief of Police



Paul W. Neudigate



Citywide Sworn Personnel as of 05/16/2022					
Gender	Race				
	White	Black	Hispanic	Other	
Male	583	475	39	32	37
% of Total	83%	81%	7%	5%	6%
Female	121	102	8	6	5
% of Total	17%	84%	7%	5%	4%
Total	704	577	47	38	42
% of Total	100%	82%	7%	5%	6%



Crime Statistics for Period Ending 05/25/2022*														
	28 Day				91 Day				YTD					
	04/28/2021 to 05/25/2021	04/28/2022 to 05/25/2022	% Change	3 Year Avg of 28 Days	02/24/2021 to 05/25/2021	02/24/2022 to 05/25/2022	% Change	3 Year Avg of 91 Days	2021 YTD Ending 05/25/2021	2022 YTD Ending 05/25/2022	% Change	3 Year YTD Avg	2022 YTD Compared to 3 Year YTD Avg	
<b>Violent Crime</b>														
Homicide <sup>2</sup>	1	1	0%	1.7	3	10	233%	3.3	5	11	120%	6.7	65%	
Rape	10	7	-30%	8.3	21	16	-24%	19.0	31	29	-6%	33.3	-13%	
Robbery	16	8	-50%	12.7	40	36	-10%	35.0	61	66	8%	65.3	1%	
Aggravated Assault	24	15	-38%	24.7	85	50	-41%	71.3	124	72	-42%	112.0	-36%	
<b>Total Violent Crime</b>	<b>51</b>	<b>31</b>	<b>-39%</b>	<b>47.3</b>	<b>149</b>	<b>112</b>	<b>-25%</b>	<b>128.7</b>	<b>221</b>	<b>178</b>	<b>-19%</b>	<b>217.3</b>	<b>-18%</b>	
<b>Property Crime</b>														
Commercial Burglary	10	24	140%	11.7	23	41	78%	34.3	36	58	61%	71.0	-18%	
Residential Burglary	28	19	-32%	26.7	61	54	-11%	72.7	103	90	-13%	127.3	-29%	
Motor Vehicle Theft	48	54	13%	44.0	156	237	52%	138.0	270	419	55%	242.7	73%	
Larceny from Motor Vehicle	233	207	-11%	206.0	637	688	8%	594.0	1027	1094	7%	954.3	15%	
All Other, Larceny	271	169	-38%	299.7	687	801	17%	868.3	1092	1303	19%	1393.0	-6%	
<b>Total Property Crime</b>	<b>590</b>	<b>473</b>	<b>-20%</b>	<b>588.0</b>	<b>1564</b>	<b>1821</b>	<b>16%</b>	<b>1707.3</b>	<b>2528</b>	<b>2964</b>	<b>17%</b>	<b>2788.3</b>	<b>6%</b>	
<b>Total Part I Crime</b>	<b>641</b>	<b>504</b>	<b>-21%</b>	<b>635.3</b>	<b>1713</b>	<b>1933</b>	<b>13%</b>	<b>1836.0</b>	<b>2749</b>	<b>3142</b>	<b>14%</b>	<b>3005.7</b>	<b>5%</b>	

**Footnotes:**

<sup>1</sup> Homicides, rapes, and aggravated assaults are reported by victim; motor vehicle thefts are reported by vehicle; all other offenses are reported by incident

<sup>2</sup> Homicide = 'MURDER/NONNEGLIGENT MANSLAUGHTER' & 'NEGLIGENT MANSLAUGHTER' only. **Excluded:** 'AUTO FATALITY, NEGLIGENT' & 'JUSTIFIABLE HOMICIDE'.

<sup>3</sup> N/C indicates the percent change is Not Calculable; one cannot divide by zero

Generated on: Monday, May 30, 2022

Data Source: PistoIDSS..vwIBRecords

\*Data entry may not be complete for time period

# WAVES

## Weekly Analysis for VBPD Engagement & Strategies 1st Precinct

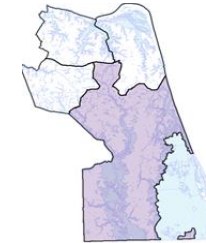
Chief of Police



Paul W. Neudigate



1st Precinct Sworn Personnel as of 05/16/2022					
Gender	Race				
	White	Black	Hispanic	Other	
Male	77	57	6	11	3
% of Total	82%	74%	8%	14%	4%
Female	17	15	2	0	0
% of Total	18%	88%	12%	0%	0%
Total	94	72	8	11	3
% of Total	100%	77%	9%	12%	3%



Captain



Marcie R. Fox

### Crime Statistics for Period Ending 05/25/2022\*

	28 Day				91 Day				YTD				
	04/28/2021 to 05/25/2021	04/28/2022 to 05/25/2022	% Change	3 Year Avg of 28 Days	02/24/2021 to 05/25/2021	02/24/2022 to 05/25/2022	% Change	3 Year Avg of 91 Days	2021 YTD Ending 05/25/2021	2022 YTD Ending 05/25/2022	% Change	3 Year YTD Avg	2022 YTD Compared to 3 Year YTD Avg
<b>Violent Crime</b>													
Homicide <sup>2</sup>	0	0	0%	0.3	0	1	N/C	0.7	0	1	N/C	1.0	0%
Rape	1	2	100%	2.0	5	3	-40%	4.7	6	7	17%	6.7	5%
Robbery	3	0	-100%	1.7	6	1	-83%	5.0	12	9	-25%	9.3	-4%
Aggravated Assault	7	2	-71%	4.7	11	9	-18%	11.3	18	15	-17%	18.3	-18%
<b>Total Violent Crime</b>	<b>11</b>	<b>4</b>	<b>-64%</b>	<b>8.7</b>	<b>22</b>	<b>14</b>	<b>-36%</b>	<b>21.7</b>	<b>36</b>	<b>32</b>	<b>-11%</b>	<b>35.3</b>	<b>-9%</b>
<b>Property Crime</b>													
Commercial Burglary	6	5	-17%	4.0	9	10	11%	9.3	12	15	25%	14.3	5%
Residential Burglary	4	0	-100%	4.0	7	5	-29%	12.0	15	13	-13%	26.0	-50%
Motor Vehicle Theft	5	8	60%	5.3	23	22	-4%	18.7	36	48	33%	34.3	40%
Larceny from Motor Vehicle	59	50	-15%	38.0	121	129	7%	100.7	190	194	2%	165.7	17%
All Other, Larceny	58	27	-53%	60.0	141	152	8%	167.7	216	249	15%	278.3	-11%
<b>Total Property Crime</b>	<b>132</b>	<b>90</b>	<b>-32%</b>	<b>111.3</b>	<b>301</b>	<b>318</b>	<b>6%</b>	<b>308.3</b>	<b>469</b>	<b>519</b>	<b>11%</b>	<b>518.7</b>	<b>0%</b>
<b>Total Part I Crime</b>	<b>143</b>	<b>94</b>	<b>-34%</b>	<b>120.0</b>	<b>323</b>	<b>332</b>	<b>3%</b>	<b>330.0</b>	<b>505</b>	<b>551</b>	<b>9%</b>	<b>554.0</b>	<b>-1%</b>

**Footnotes:**

<sup>1</sup> Homicides, rapes, and aggravated assaults are reported by victim; motor vehicle thefts are reported by vehicle; all other offenses are reported by incident

<sup>2</sup> Homicide = 'MURDER/NONNEGLIGENT MANSLAUGHTER' & 'NEGLIGENT MANSLAUGHTER' only. **Excluded:** 'AUTO FATALITY, NEGLIGENT' & 'JUSTIFIABLE HOMICIDE'.

<sup>3</sup> N/C indicates the percent change is Not Calculable; one cannot divide by zero

Generated on: Monday, May 30, 2022

Data Source: PistoIDSS..vwIBRecords

\*Data entry may not be complete for time period

# WAVES

## Weekly Analysis for VBPD Engagement & Strategies 2nd Precinct

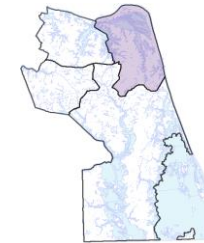
Chief of Police



Paul W. Neudigate



2nd Precinct Sworn Personnel as of 05/16/2022					
Gender		Race			
		White	Black	Hispanic	Other
Male	112	97	5	5	5
% of Total	86%	87%	4%	4%	4%
Female	18	16	0	0	2
% of Total	14%	89%	0%	0%	11%
Total	130	113	5	5	7
% of Total	100%	87%	4%	4%	5%



Captain



Harry I. McBrien

### Crime Statistics for Period Ending 05/25/2022\*

	28 Day				91 Day				YTD				
	04/28/2021 to 05/25/2021	04/28/2022 to 05/25/2022	% Change	3 Year Avg of 28 Days	02/24/2021 to 05/25/2021	02/24/2022 to 05/25/2022	% Change	3 Year Avg of 91 Days	2021 YTD Ending 05/25/2021	2022 YTD Ending 05/25/2022	% Change	3 Year YTD Avg	2022 YTD Compared to 3 Year YTD Avg
<b>Violent Crime</b>													
Homicide <sup>2</sup>	0	1	N/C	0.7	1	1	0%	1.3	1	2	100%	1.3	50%
Rape	3	1	-67%	1.7	6	4	-33%	3.7	9	6	-33%	7.3	-18%
Robbery	5	4	-20%	3.7	12	9	-25%	8.0	17	16	-6%	15.0	7%
Aggravated Assault	4	8	100%	5.0	28	11	-61%	20.3	32	17	-47%	31.3	-46%
<b>Total Violent Crime</b>	<b>12</b>	<b>14</b>	<b>17%</b>	<b>11.0</b>	<b>47</b>	<b>25</b>	<b>-47%</b>	<b>33.3</b>	<b>59</b>	<b>41</b>	<b>-31%</b>	<b>55.0</b>	<b>-25%</b>
<b>Property Crime</b>													
Commercial Burglary	1	3	200%	2.0	9	6	-33%	9.3	13	9	-31%	13.0	-31%
Residential Burglary	9	5	-44%	7.3	29	12	-59%	20.3	43	19	-56%	32.3	-41%
Motor Vehicle Theft	7	12	71%	10.3	31	56	81%	25.3	54	87	61%	42.7	104%
Larceny from Motor Vehicle	49	39	-20%	45.0	145	125	-14%	119.3	223	207	-7%	185.7	11%
All Other, Larceny	95	51	-46%	92.7	211	209	-1%	252.3	320	321	0%	371.3	-14%
<b>Total Property Crime</b>	<b>161</b>	<b>110</b>	<b>-32%</b>	<b>157.3</b>	<b>425</b>	<b>408</b>	<b>-4%</b>	<b>426.7</b>	<b>653</b>	<b>643</b>	<b>-2%</b>	<b>645.0</b>	<b>0%</b>
<b>Total Part I Crime</b>	<b>173</b>	<b>124</b>	<b>-28%</b>	<b>168.3</b>	<b>472</b>	<b>433</b>	<b>-8%</b>	<b>460.0</b>	<b>712</b>	<b>684</b>	<b>-4%</b>	<b>700.0</b>	<b>-2%</b>

**Footnotes:**

<sup>1</sup> Homicides, rapes, and aggravated assaults are reported by victim; motor vehicle thefts are reported by vehicle; all other offenses are reported by incident

<sup>2</sup> Homicide = 'MURDER/NONNEGLIGENT MANSLAUGHTER' & 'NEGLIGENT MANSLAUGHTER' only. **Excluded:** 'AUTO FATALITY, NEGLIGENT' & 'JUSTIFIABLE HOMICIDE'.

<sup>3</sup> N/C indicates the percent change is Not Calculable; one cannot divide by zero

Generated on: Monday, May 30, 2022

Data Source: PistoIDSS..wvIBRecords

\*Data entry may not be complete for time period

# WAVES

## Weekly Analysis for VBPD Engagement & Strategies 3rd Precinct

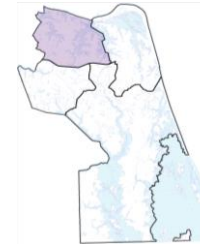
Chief of Police



Paul W. Neudigate



3rd Precinct Sworn Personnel as of 05/16/2022					
Gender		Race			
		White	Black	Hispanic	Other
Male	86	63	10	6	7
% of Total	85%	73%	12%	7%	8%
Female	15	14	0	1	0
% of Total	15%	93%	0%	7%	0%
Total	101	77	10	7	7
% of Total	100%	76%	10%	7%	7%



Captain



Jeffery E. Wilkerson

### Crime Statistics for Period Ending 05/25/2022\*

	28 Day				91 Day				YTD				
	04/28/2021 to 05/25/2021	04/28/2022 to 05/25/2022	% Change	3 Year Avg of 28 Days	02/24/2021 to 05/25/2021	02/24/2022 to 05/25/2022	% Change	3 Year Avg of 91 Days	2021 YTD Ending 05/25/2021	2022 YTD Ending 05/25/2022	% Change	3 Year YTD Avg	2022 YTD Compared to 3 Year YTD Avg
<b>Violent Crime</b>													
Homicide <sup>2</sup>	0	0	0%	0.3	0	4	N/C	0.7	1	4	300%	2.3	71%
Rape	4	3	-25%	3.3	5	7	40%	4.3	7	11	57%	7.7	43%
Robbery	7	2	-71%	5.3	14	14	0%	14.7	19	22	16%	25.7	-14%
Aggravated Assault	10	2	-80%	9.0	34	18	-47%	26.3	52	24	-54%	41.0	-41%
<b>Total Violent Crime</b>	<b>21</b>	<b>7</b>	<b>-67%</b>	<b>18.0</b>	<b>53</b>	<b>43</b>	<b>-19%</b>	<b>46.0</b>	<b>79</b>	<b>61</b>	<b>-23%</b>	<b>76.7</b>	<b>-20%</b>
<b>Property Crime</b>													
Commercial Burglary	1	11	1000%	4.0	2	16	700%	9.7	7	21	200%	32.0	-34%
Residential Burglary	10	5	-50%	9.7	17	17	0%	23.7	28	30	7%	39.3	-24%
Motor Vehicle Theft	23	19	-17%	17.3	71	95	34%	60.3	128	165	29%	105.7	56%
Larceny from Motor Vehicle	65	69	6%	59.3	205	267	30%	184.0	337	386	15%	310.3	24%
All Other, Larceny	76	60	-21%	90.7	206	259	26%	265.0	323	419	30%	440.7	-5%
<b>Total Property Crime</b>	<b>175</b>	<b>164</b>	<b>-6%</b>	<b>181.0</b>	<b>501</b>	<b>654</b>	<b>31%</b>	<b>542.7</b>	<b>823</b>	<b>1021</b>	<b>24%</b>	<b>928.0</b>	<b>10%</b>
<b>Total Part I Crime</b>	<b>196</b>	<b>171</b>	<b>-13%</b>	<b>199.0</b>	<b>554</b>	<b>697</b>	<b>26%</b>	<b>588.7</b>	<b>902</b>	<b>1082</b>	<b>20%</b>	<b>1004.7</b>	<b>8%</b>

**Footnotes:**

<sup>1</sup> Homicides, rapes, and aggravated assaults are reported by victim; motor vehicle thefts are reported by vehicle; all other offenses are reported by incident

<sup>2</sup> Homicide = 'MURDER/NONNEGLIGENT MANSLAUGHTER' & 'NEGLIGENT MANSLAUGHTER' only. **Excluded:** 'AUTO FATALITY, NEGLIGENT' & 'JUSTIFIABLE HOMICIDE'.

<sup>3</sup> N/C indicates the percent change is Not Calculable; one cannot divide by zero

Generated on: Monday, May 30, 2022

Data Source: PistoIDSS..vwIBRecords

\*Data entry may not be complete for time period

# WAVES

## Weekly Analysis for VBPD Engagement & Strategies 4th Precinct

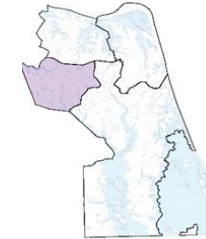
Chief of Police



Paul W. Neudigate



4th Precinct Sworn Personnel as of 05/16/2022					
Gender		Race			
		White	Black	Hispanic	Other
Male	78	58	6	3	11
% of Total	80%	74%	8%	4%	14%
Female	19	11	3	4	1
% of Total	20%	58%	16%	21%	5%
Total	97	69	9	7	12
% of Total	100%	71%	9%	7%	12%



Captain



Scott E. Wichtendahl

### Crime Statistics for Period Ending 05/25/2022<sup>+</sup>

	28 Day				91 Day				YTD				
	04/28/2021 to 05/25/2021	04/28/2022 to 05/25/2022	% Change	3 Year Avg of 28 Days	02/24/2021 to 05/25/2021	02/24/2022 to 05/25/2022	% Change	3 Year Avg of 91 Days	2021 YTD Ending 05/25/2021	2022 YTD Ending 05/25/2022	% Change	3 Year YTD Avg	2022 YTD Compared to 3 Year YTD Avg
<b>Violent Crime</b>													
Homicide <sup>2</sup>	1	0	-100%	0.3	2	4	100%	0.7	3	4	33%	2.0	100%
Rape	2	1	-50%	1.3	5	2	-60%	6.3	9	5	-44%	11.7	-57%
Robbery	1	2	100%	2.0	8	12	50%	7.3	13	19	46%	15.3	24%
Aggravated Assault	3	3	0%	6.0	12	12	0%	13.3	22	16	-27%	21.3	-25%
<b>Total Violent Crime</b>	<b>7</b>	<b>6</b>	<b>-14%</b>	<b>9.7</b>	<b>27</b>	<b>30</b>	<b>11%</b>	<b>27.7</b>	<b>47</b>	<b>44</b>	<b>-6%</b>	<b>50.3</b>	<b>-13%</b>
<b>Property Crime</b>													
Commercial Burglary	2	5	150%	1.7	3	9	200%	6.0	4	13	225%	11.7	11%
Residential Burglary	5	9	80%	5.7	8	20	150%	16.7	17	28	65%	29.7	-6%
Motor Vehicle Theft	13	15	15%	11.0	31	64	106%	33.7	52	119	129%	60.0	98%
Larceny from Motor Vehicle	60	49	-18%	63.7	166	167	1%	190.0	277	307	11%	292.7	5%
All Other, Larceny	42	31	-26%	56.3	129	181	40%	183.3	233	314	35%	302.7	4%
<b>Total Property Crime</b>	<b>122</b>	<b>109</b>	<b>-11%</b>	<b>138.3</b>	<b>337</b>	<b>441</b>	<b>31%</b>	<b>429.7</b>	<b>583</b>	<b>781</b>	<b>34%</b>	<b>696.7</b>	<b>12%</b>
<b>Total Part I Crime</b>	<b>129</b>	<b>115</b>	<b>-11%</b>	<b>148.0</b>	<b>364</b>	<b>471</b>	<b>29%</b>	<b>457.3</b>	<b>630</b>	<b>825</b>	<b>31%</b>	<b>747.0</b>	<b>10%</b>

**Footnotes:**

<sup>1</sup> Homicides, rapes, and aggravated assaults are reported by victim; motor vehicle thefts are reported by vehicle; all other offenses are reported by incident

<sup>2</sup> Homicide = 'MURDER/NONNEGLIGENT MANSLAUGHTER' & 'NEGLIGENT MANSLAUGHTER' only. **Excluded:** 'AUTO FATALITY, NEGLIGENT' & 'JUSTIFIABLE HOMICIDE'.

<sup>3</sup> N/C indicates the percent change is Not Calculable; one cannot divide by zero

Generated on: Monday, May 30, 2022

Data Source: PistoIDSS.vwIBRrecords

\*Data entry may not be complete for time period