

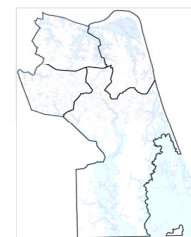
WAVES

Weekly Analysis for VBPD Engagement & Strategies

Citywide



Citywide Sworn Personnel as of 05/16/2022					
Gender	Race				
	White	Black	Hispanic	Other	
Male	583	475	39	32	37
% of Total	83%	81%	7%	5%	6%
Female	121	102	8	6	5
% of Total	17%	84%	7%	5%	4%
Total	704	577	47	38	42
% of Total	100%	82%	7%	5%	6%



Crime Statistics for Period Ending 05/11/2022⁺

	28 Day				91 Day				YTD				
	04/14/2021 to 05/11/2021	04/14/2022 to 05/11/2022	% Change	3 Year Avg of 28 Days	02/10/2021 to 05/11/2021	02/10/2022 to 05/11/2022	% Change	3 Year Avg of 91 Days	2021 YTD Ending 05/11/2021	2022 YTD Ending 05/11/2022	% Change	3 Year YTD Avg	2022 YTD Compared to 3 Year YTD Avg
Violent Crime													
Homicide ²	0	1	N/C	1.3	3	9	200%	4.0	4	10	150%	6.0	67%
Rape	5	3	-40%	4.7	20	15	-25%	17.0	24	23	-4%	26.7	-14%
Robbery	13	10	-23%	11.3	35	47	34%	33.7	52	64	23%	58.0	10%
Aggravated Assault	23	13	-43%	21.0	88	49	-44%	67.0	112	66	-41%	99.0	-33%
Total Violent Crime	41	27	-34%	38.3	146	120	-18%	121.7	192	163	-15%	189.7	-14%
Property Crime													
Commercial Burglary	6	14	133%	7.3	22	33	50%	47.0	31	45	45%	63.7	-29%
Residential Burglary	21	14	-33%	24.0	56	59	5%	71.3	88	80	-9%	113.7	-30%
Motor Vehicle Theft	48	77	60%	44.3	159	281	77%	141.7	244	396	62%	220.3	80%
Larceny from Motor Vehicle	248	244	-2%	214.3	612	739	21%	579.7	925	1008	9%	857.7	18%
All Other, Larceny	220	262	19%	305.3	657	872	33%	862.0	959	1241	29%	1252.3	-1%
Total Property Crime	543	611	13%	595.3	1506	1984	32%	1701.7	2247	2770	23%	2507.7	10%
Total Part I Crime	584	638	9%	633.7	1652	2104	27%	1823.3	2439	2933	20%	2697.3	9%

Footnotes:

¹ Homicides, rapes, and aggravated assaults are reported by victim; motor vehicle thefts are reported by vehicle; all other offenses are reported by incident

² Homicide = 'MURDER/NONNEGLIGENT MANSLAUGHTER' & 'NEGLIGENT MANSLAUGHTER' only. **Excluded:** 'AUTO FATALITY, NEGLIGENT' & 'JUSTIFIABLE HOMICIDE'

³ N/C indicates the percent change is Not Calculable; one cannot divide by zero

Generated on: Monday, May 16, 2022

Data Source: PistolDSS..vwIBRrecords

*Data entry may not be complete for time period

WAVES

Weekly Analysis for VBPD Engagement & Strategies

1st Precinct

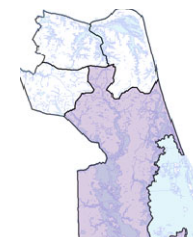
Chief of Police



Paul W. Neudigate



1st Precinct Sworn Personnel as of 05/16/2022					
Gender	Race				
	White	Black	Hispanic	Other	
Male	79	60	6	10	3
% of Total	81%	76%	8%	13%	4%
Female	18	16	2	0	0
% of Total	19%	89%	11%	0%	0%
Total	97	76	8	10	3
% of Total	100%	78%	8%	10%	3%



Captain



Marcie R. Fox

Crime Statistics for Period Ending 05/11/2022⁺

	28 Day				91 Day				YTD				
	04/14/2021 to 05/11/2021	04/14/2022 to 05/11/2022	% Change	3 Year Avg of 28 Days	02/10/2021 to 05/11/2021	02/10/2022 to 05/11/2022	% Change	3 Year Avg of 91 Days	2021 YTD Ending 05/11/2021	2022 YTD Ending 05/11/2022	% Change	3 Year YTD Avg	2022 YTD Compared to 3 Year YTD Avg
Violent Crime													
Homicide ²	0	1	N/C	0.0	0	1	N/C	0.3	0	1	N/C	0.7	50%
Rape	0	0	0%	1.0	4	3	-25%	3.0	4	5	25%	4.7	7%
Robbery	1	0	-100%	1.3	5	5	0%	5.0	9	9	0%	8.0	13%
Aggravated Assault	5	1	-80%	5.0	11	11	0%	10.7	14	14	0%	16.3	-14%
Total Violent Crime	6	2	-67%	7.3	20	20	0%	19.0	27	29	7%	29.7	-2%
Property Crime													
Commercial Burglary	4	3	-25%	2.3	8	10	25%	9.0	9	12	33%	12.0	0%
Residential Burglary	3	0	-100%	4.7	7	7	0%	13.3	14	13	-7%	24.3	-47%
Motor Vehicle Theft	9	11	22%	7.7	23	24	4%	18.7	34	46	35%	31.0	48%
Larceny from Motor Vehicle	53	48	-9%	37.7	109	115	6%	96.0	167	164	-2%	147.0	12%
All Other, Larceny	56	34	-39%	59.7	138	167	21%	171.0	189	238	26%	250.3	-5%
Total Property Crime	125	96	-23%	112.0	285	323	13%	308.0	413	473	15%	464.7	2%
Total Part I Crime	131	98	-25%	119.3	305	343	12%	327.0	440	502	14%	494.3	2%

Footnotes:

¹ Homicides, rapes, and aggravated assaults are reported by victim; motor vehicle thefts are reported by vehicle; all other offenses are reported by incident

² Homicide = 'MURDER/NONNEGLIGENT MANSLAUGHTER' & 'NEGLIGENT MANSLAUGHTER' only. **Excluded:** 'AUTO FATALITY, NEGLIGENT' & 'JUSTIFIABLE HOMICIDE'.

³ N/C indicates the percent change is Not Calculable; one cannot divide by zero

Generated on: Monday, May 16, 2022

Data Source: PistolDSS..vwIBRrecords

*Data entry may not be complete for time period

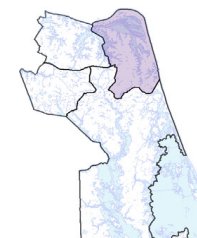
WAVES

Weekly Analysis for VBPD Engagement & Strategies

2nd Precinct



2nd Precinct Sworn Personnel as of 05/16/2022					
Gender	Race				
	White	Black	Hispanic	Other	
Male	105	91	5	5	4
% of Total	88%	87%	5%	5%	4%
Female	14	12	0	0	2
% of Total	12%	86%	0%	0%	14%
Total	119	103	5	5	6
% of Total	100%	87%	4%	4%	5%



Crime Statistics for Period Ending 05/11/2022⁺

	28 Day				91 Day				YTD				
	04/14/2021 to 05/11/2021	04/14/2022 to 05/11/2022	% Change	3 Year Avg of 28 Days	02/10/2021 to 05/11/2021	02/10/2022 to 05/11/2022	% Change	3 Year Avg of 91 Days	2021 YTD Ending 05/11/2021	2022 YTD Ending 05/11/2022	% Change	3 Year YTD Avg	2022 YTD Compared to 3 Year YTD Avg
Violent Crime													
Homicide ²	0	0	0%	0.7	1	0	-100%	1.3	1	1	0%	1.3	-25%
Rape	0	1	N/C	0.3	4	3	-25%	3.3	6	5	-17%	6.0	-17%
Robbery	8	4	-50%	4.3	13	9	-31%	8.3	17	15	-12%	13.7	10%
Aggravated Assault	4	5	25%	3.3	26	10	-62%	19.0	30	15	-50%	28.3	-47%
Total Violent Crime	12	10	-17%	8.7	44	22	-50%	32.0	54	36	-33%	49.3	-27%
Property Crime													
Commercial Burglary	1	3	200%	1.7	10	6	-40%	9.0	13	9	-31%	12.0	-25%
Residential Burglary	10	6	-40%	5.7	28	12	-57%	18.3	38	18	-53%	27.7	-35%
Motor Vehicle Theft	11	20	82%	9.0	35	64	83%	25.3	51	84	65%	38.0	121%
Larceny from Motor Vehicle	60	46	-23%	38.3	143	135	-6%	108.3	206	192	-7%	162.7	18%
All Other, Larceny	77	91	18%	109.3	197	225	14%	243.0	277	305	10%	333.3	-9%
Total Property Crime	159	166	4%	164.0	413	442	7%	404.0	585	608	4%	573.7	6%
Total Part I Crime	171	176	3%	172.7	457	464	2%	436.0	639	644	1%	623.0	3%

Footnotes:

¹ Homicides, rapes, and aggravated assaults are reported by victim; motor vehicle thefts are reported by vehicle; all other offenses are reported by incident

² Homicide = 'MURDER/NONNEGLIGENT MANSLAUGHTER' & 'NEGLIGENT MANSLAUGHTER' only. **Excluded:** 'AUTO FATALITY, NEGLIGENT' & 'JUSTIFIABLE HOMICIDE'.

³ N/C indicates the percent change is Not Calculable; one cannot divide by zero

Generated on: Monday, May 16, 2022

Data Source: PistolDSS.vwIBRrecords

*Data entry may not be complete for time period

WAVES

Weekly Analysis for VBPD Engagement & Strategies

3rd Precinct

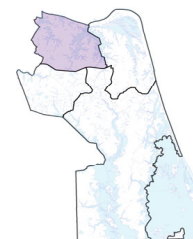
Chief of Police



Paul W. Neudigate



3rd Precinct Sworn Personnel as of 05/16/2022					
Gender		Race			
		White	Black	Hispanic	Other
Male	86	61	11	7	7
% of Total	85%	71%	13%	8%	8%
Female	15	15	0	0	0
% of Total	15%	100%	0%	0%	0%
Total	101	76	11	7	7
% of Total	100%	75%	11%	7%	7%



Captain



Jeffery E. Wilkerson

Crime Statistics for Period Ending 05/11/2022*

	28 Day				91 Day				YTD				
	04/14/2021 to 05/11/2021	04/14/2022 to 05/11/2022	% Change	3 Year Avg of 28 Days	02/10/2021 to 05/11/2021	02/10/2022 to 05/11/2022	% Change	3 Year Avg of 91 Days	2021 YTD Ending 05/11/2021	2022 YTD Ending 05/11/2022	% Change	3 Year YTD Avg	2022 YTD Compared to 3 Year YTD Avg
Violent Crime													
Homicide ²	0	0	0%	0.7	1	4	300%	1.3	1	4	300%	2.3	71%
Rape	3	2	-33%	1.3	4	5	25%	3.3	6	9	50%	5.3	69%
Robbery	3	3	0%	3.7	9	16	78%	12.7	13	21	62%	21.7	-3%
Aggravated Assault	10	1	-90%	6.0	35	16	-54%	23.0	47	22	-53%	34.7	-37%
Total Violent Crime	16	6	-63%	11.7	49	41	-16%	40.3	67	56	-16%	64.0	-13%
Property Crime													
Commercial Burglary	0	5	N/C	1.7	2	10	400%	22.3	6	14	133%	29.0	-52%
Residential Burglary	6	6	0%	9.3	13	23	77%	23.0	22	29	32%	35.3	-18%
Motor Vehicle Theft	20	21	5%	19.0	75	115	53%	65.0	116	154	33%	98.3	57%
Larceny from Motor Vehicle	76	89	17%	70.7	201	284	41%	187.0	306	360	18%	286.7	26%
All Other, Larceny	57	83	46%	83.0	193	278	44%	262.7	283	395	40%	395.7	0%
Total Property Crime	159	204	28%	183.7	484	710	47%	560.0	733	952	30%	845.0	13%
Total Part I Crime	175	210	20%	195.3	533	751	41%	600.3	800	1008	26%	909.0	11%

Footnotes:

¹ Homicides, rapes, and aggravated assaults are reported by victim; motor vehicle thefts are reported by vehicle; all other offenses are reported by incident

² Homicide = 'MURDER/NONNEGLIGENT MANSLAUGHTER' & 'NEGLIGENT MANSLAUGHTER' only. **Excluded:** 'AUTO FATALITY, NEGLIGENT' & 'JUSTIFIABLE HOMICIDE'.

³ N/C indicates the percent change is Not Calculable; one cannot divide by zero

Generated on: Monday, May 16, 2022

Data Source: PistolDSS.vwIBRrecords

*Data entry may not be complete for time period


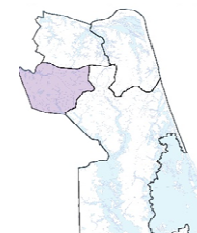
WAVES

Weekly Analysis for VBPD Engagement & Strategies

4th Precinct



4th Precinct Sworn Personnel as of 05/16/2022					
Gender	Race				
	White	Black	Hispanic	Other	
Male	82	61	6	3	12
% of Total	81%	74%	7%	4%	15%
Female	19	11	3	4	1
% of Total	19%	58%	16%	21%	5%
Total	101	72	9	7	13
% of Total	100%	71%	9%	7%	13%



Crime Statistics for Period Ending 05/11/2022*

	28 Day				91 Day				YTD				
	04/14/2021 to 05/11/2021	04/14/2022 to 05/11/2022	% Change	3 Year Avg of 28 Days	02/10/2021 to 05/11/2021	02/10/2022 to 05/11/2022	% Change	3 Year Avg of 91 Days	2021 YTD Ending 05/11/2021	2022 YTD Ending 05/11/2022	% Change	3 Year YTD Avg	2022 YTD Compared to 3 Year YTD Avg
Violent Crime													
Homicide ²	0	0	0%	0.0	1	4	300%	1.0	2	4	100%	1.7	140%
Rape	2	0	-100%	2.0	8	4	-50%	7.3	8	4	-50%	10.7	-63%
Robbery	1	3	200%	2.0	8	17	113%	7.7	13	19	46%	14.7	30%
Aggravated Assault	4	6	50%	6.7	16	12	-25%	14.3	21	15	-29%	19.7	-24%
Total Violent Crime	7	9	29%	10.7	33	37	12%	30.3	44	42	-5%	46.7	-10%
Property Crime													
Commercial Burglary	1	3	200%	1.7	2	7	250%	6.7	3	10	233%	10.7	-6%
Residential Burglary	2	2	0%	4.3	8	17	113%	16.7	14	20	43%	26.3	-24%
Motor Vehicle Theft	8	25	213%	8.7	26	78	200%	32.7	43	112	160%	53.0	111%
Larceny from Motor Vehicle	59	61	3%	67.7	159	205	29%	188.3	246	292	19%	261.3	12%
All Other, Larceny	30	54	80%	53.3	129	202	57%	185.3	210	303	44%	273.0	11%
Total Property Crime	100	145	45%	135.7	324	509	57%	429.7	516	737	43%	624.3	18%
Total Part I Crime	107	154	44%	146.3	357	546	53%	460.0	560	779	39%	671.0	16%

Footnotes:

¹ Homicides, rapes, and aggravated assaults are reported by victim; motor vehicle thefts are reported by vehicle; all other offenses are reported by incident

² Homicide = 'MURDER/NONNEGLIGENT MANSLAUGHTER' & 'NEGLIGENT MANSLAUGHTER' only. **Excluded:** 'AUTO FATALITY, NEGLIGENT' & 'JUSTIFIABLE HOMICIDE'.

³ N/C indicates the percent change is Not Calculable; one cannot divide by zero

Generated on: Monday, May 16, 2022

Data Source: PistolDSS..vwIBRrecords

*Data entry may not be complete for time period