

# WAVES

Weekly Analysis for VBPD Engagement & Strategies

## Citywide

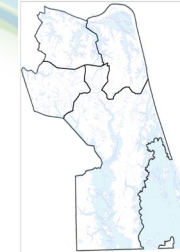
Chief of Police



Paul W. Neudigate



Citywide Sworn Personnel as of 05/09/2022					
Gender	Race				
	White	Black	Hispanic	Other	
Male	580	471	40	32	37
% of Total	83%	81%	7%	6%	6%
Female	120	101	8	5	6
% of Total	17%	84%	7%	4%	5%
Total	700	572	48	37	43
% of Total	100%	82%	7%	5%	6%



### Crime Statistics for Period Ending 05/04/2022\*

	28 Day				91 Day				YTD				
	04/07/2021 to 05/04/2021	04/07/2022 to 05/04/2022	% Change	3 Year Avg of 28 Days	02/03/2021 to 05/04/2021	02/03/2022 to 05/04/2022	% Change	3 Year Avg of 91 Days	2021 YTD Ending 05/04/2021	2022 YTD Ending 05/04/2022	% Change	3 Year YTD Avg	2022 YTD Compared to 3 Year YTD Avg
<b>Violent Crime</b>													
Homicide <sup>2</sup>	0	1	N/C	0.7	4	9	125%	4.0	4	10	150%	5.3	88%
Rape	5	2	-60%	5.3	20	16	-20%	19.0	23	22	-4%	26.3	-16%
Robbery	14	10	-29%	10.7	33	46	39%	34.3	48	61	27%	54.7	12%
Aggravated Assault	18	14	-22%	17.0	83	48	-42%	66.3	104	62	-40%	92.3	-33%
<b>Total Violent Crime</b>	<b>37</b>	<b>27</b>	<b>-27%</b>	<b>33.7</b>	<b>140</b>	<b>119</b>	<b>-15%</b>	<b>123.7</b>	<b>179</b>	<b>155</b>	<b>-13%</b>	<b>178.7</b>	<b>-13%</b>
<b>Property Crime</b>													
Commercial Burglary	5	7	40%	6.7	21	28	33%	49.3	29	37	28%	61.3	-40%
Residential Burglary	17	18	6%	20.7	61	59	-3%	74.0	82	77	-6%	105.7	-27%
Motor Vehicle Theft	50	76	52%	43.0	159	275	73%	145.7	234	373	59%	209.3	78%
Larceny from Motor Vehicle	216	239	11%	199.0	577	725	26%	567.0	847	941	11%	798.7	18%
All Other, Larceny	202	256	27%	287.7	629	864	37%	848.0	883	1168	32%	1177.7	-1%
<b>Total Property Crime</b>	<b>490</b>	<b>596</b>	<b>22%</b>	<b>557.0</b>	<b>1447</b>	<b>1951</b>	<b>35%</b>	<b>1684.0</b>	<b>2075</b>	<b>2596</b>	<b>25%</b>	<b>2352.7</b>	<b>10%</b>
<b>Total Part I Crime</b>	<b>527</b>	<b>623</b>	<b>18%</b>	<b>590.7</b>	<b>1587</b>	<b>2070</b>	<b>30%</b>	<b>1807.7</b>	<b>2254</b>	<b>2751</b>	<b>22%</b>	<b>2531.3</b>	<b>9%</b>

**Footnotes:**

<sup>1</sup> Homicides, rapes, and aggravated assaults are reported by victim; motor vehicle thefts are reported by vehicle; all other offenses are reported by incident

<sup>2</sup> Homicide = 'MURDER/NONNEGLIGENT MANSLAUGHTER' & 'NEGLIGENT MANSLAUGHTER' only. **Excluded:** 'AUTO FATALITY, NEGLIGENT' & 'JUSTIFIABLE HOMICIDE'.

<sup>3</sup> N/C indicates the percent change is Not Calculable; one cannot divide by zero

Generated on: Monday, May 9, 2022

Data Source: PistolDSS.vwIBRrecords

\*Data entry may not be complete for time period

# WAVES

## Weekly Analysis for VBPD Engagement & Strategies

### 1st Precinct

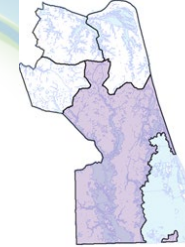
Chief of Police



Paul W. Neudigate



1st Precinct Sworn Personnel as of 05/09/2022					
Gender		Race			
		White	Black	Hispanic	Other
Male	80	60	7	10	3
% of Total	81%	75%	9%	13%	4%
Female	19	16	2	0	1
% of Total	19%	84%	11%	0%	5%
Total	99	76	9	10	4
% of Total	100%	77%	9%	10%	4%



Captain



Marcie R. Fox

### Crime Statistics for Period Ending 05/04/2022\*

	28 Day				91 Day				YTD				
	04/07/2021 to 05/04/2021	04/07/2022 to 05/04/2022	% Change	3 Year Avg of 28 Days	02/03/2021 to 05/04/2021	02/03/2022 to 05/04/2022	% Change	3 Year Avg of 91 Days	2021 YTD Ending 05/04/2021	2022 YTD Ending 05/04/2022	% Change	3 Year YTD Avg	2022 YTD Compared to 3 Year YTD Avg
<b>Violent Crime</b>													
Homicide <sup>2</sup>	0	1	N/C	0.0	0	1	N/C	0.3	0	1	N/C	0.7	50%
Rape	0	0	0%	1.3	4	3	-25%	3.7	4	5	25%	4.7	7%
Robbery	2	0	-100%	1.7	6	5	-17%	6.0	9	9	0%	7.7	17%
Aggravated Assault	3	1	-67%	3.0	10	11	10%	10.7	12	13	8%	14.3	-9%
<b>Total Violent Crime</b>	<b>5</b>	<b>2</b>	<b>-60%</b>	<b>6.0</b>	<b>20</b>	<b>20</b>	<b>0%</b>	<b>20.7</b>	<b>25</b>	<b>28</b>	<b>12%</b>	<b>27.3</b>	<b>2%</b>
<b>Property Crime</b>													
Commercial Burglary	3	3	0%	1.7	7	10	43%	9.3	8	12	50%	11.3	6%
Residential Burglary	1	2	100%	4.3	7	8	14%	15.3	12	13	8%	22.7	-43%
Motor Vehicle Theft	10	9	-10%	8.3	23	23	0%	20.3	34	41	21%	30.7	34%
Larceny from Motor Vehicle	37	49	32%	32.7	99	102	3%	96.7	150	148	-1%	137.7	8%
All Other, Larceny	52	42	-19%	56.0	132	171	30%	165.7	174	229	32%	233.7	-2%
<b>Total Property Crime</b>	<b>103</b>	<b>105</b>	<b>2%</b>	<b>103.0</b>	<b>268</b>	<b>314</b>	<b>17%</b>	<b>307.3</b>	<b>378</b>	<b>443</b>	<b>17%</b>	<b>436.0</b>	<b>2%</b>
<b>Total Part I Crime</b>	<b>108</b>	<b>107</b>	<b>-1%</b>	<b>109.0</b>	<b>288</b>	<b>334</b>	<b>16%</b>	<b>328.0</b>	<b>403</b>	<b>471</b>	<b>17%</b>	<b>463.3</b>	<b>2%</b>

**Footnotes:**

<sup>1</sup> Homicides, rapes, and aggravated assaults are reported by victim; motor vehicle thefts are reported by vehicle; all other offenses are reported by incident

<sup>2</sup> Homicide = 'MURDER/NONNEGLIGENT MANSLAUGHTER' & 'NEGLIGENT MANSLAUGHTER' only. Excluded: 'AUTO FATALITY, NEGLIGENT' & 'JUSTIFIABLE HOMICIDE'.

<sup>3</sup> N/C indicates the percent change is Not Calculable; one cannot divide by zero

Generated on: Monday, May 9, 2022

Data Source: PistolDSS.vwIBRrecords

\*Data entry may not be complete for time period

# WAVES

## Weekly Analysis for VBPD Engagement & Strategies

### 2nd Precinct

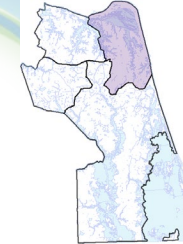
Chief of Police



Paul W. Neudigate



2nd Precinct Sworn Personnel as of 05/09/2022					
Gender	Race				
	White	Black	Hispanic	Other	
Male	105	91	5	5	4
% of Total	88%	87%	5%	5%	4%
Female	14	12	0	0	2
% of Total	12%	86%	0%	0%	14%
Total	119	103	5	5	6
% of Total	100%	87%	4%	4%	5%



Captain



Harry I. McBrien

### Crime Statistics for Period Ending 05/04/2022\*

	28 Day				91 Day				YTD				
	04/07/2021 to 05/04/2021	04/07/2022 to 05/04/2022	% Change	3 Year Avg of 28 Days	02/03/2021 to 05/04/2021	02/03/2022 to 05/04/2022	% Change	3 Year Avg of 91 Days	2021 YTD Ending 05/04/2021	2022 YTD Ending 05/04/2022	% Change	3 Year YTD Avg	2022 YTD Compared to 3 Year YTD Avg
<b>Violent Crime</b>													
Homicide <sup>2</sup>	0	0	0%	0.3	1	0	-100%	1.0	1	1	0%	1.0	0%
Rape	1	1	0%	0.7	5	4	-20%	3.7	6	5	-17%	6.0	-17%
Robbery	7	4	-43%	4.0	10	9	-10%	8.0	13	14	8%	12.3	14%
Aggravated Assault	5	3	-40%	3.7	25	9	-64%	19.0	29	13	-55%	27.7	-53%
<b>Total Violent Crime</b>	<b>13</b>	<b>8</b>	<b>-38%</b>	<b>8.7</b>	<b>41</b>	<b>22</b>	<b>-46%</b>	<b>31.7</b>	<b>49</b>	<b>33</b>	<b>-33%</b>	<b>47.0</b>	<b>-30%</b>
<b>Property Crime</b>													
Commercial Burglary	2	1	-50%	1.7	10	5	-50%	8.3	13	6	-54%	11.3	-47%
Residential Burglary	10	7	-30%	4.3	29	12	-59%	18.7	37	17	-54%	26.0	-35%
Motor Vehicle Theft	10	17	70%	8.3	33	63	91%	25.0	48	79	65%	35.7	121%
Larceny from Motor Vehicle	52	50	-4%	36.0	126	140	11%	100.3	182	184	1%	149.7	23%
All Other, Larceny	61	79	30%	101.7	178	211	19%	237.0	246	280	14%	312.0	-10%
<b>Total Property Crime</b>	<b>135</b>	<b>154</b>	<b>14%</b>	<b>152.0</b>	<b>376</b>	<b>431</b>	<b>15%</b>	<b>389.3</b>	<b>526</b>	<b>566</b>	<b>8%</b>	<b>534.7</b>	<b>6%</b>
<b>Total Part I Crime</b>	<b>148</b>	<b>162</b>	<b>9%</b>	<b>160.7</b>	<b>417</b>	<b>453</b>	<b>9%</b>	<b>421.0</b>	<b>575</b>	<b>599</b>	<b>4%</b>	<b>581.7</b>	<b>3%</b>

**Footnotes:**

<sup>1</sup> Homicides, rapes, and aggravated assaults are reported by victim; motor vehicle thefts are reported by vehicle; all other offenses are reported by incident

<sup>2</sup> Homicide = 'MURDER/NONNEGLIGENT MANSLAUGHTER' & 'NEGLIGENT MANSLAUGHTER' only. **Excluded:** 'AUTO FATALITY, NEGLIGENT' & 'JUSTIFIABLE HOMICIDE'.

<sup>3</sup> N/C indicates the percent change is Not Calculable; one cannot divide by zero

Generated on: Monday, May 9, 2022

Data Source: PistolDSS..vwIBRecords

\*Data entry may not be complete for time period

# WAVES

## Weekly Analysis for VBPD Engagement & Strategies

### 3rd Precinct

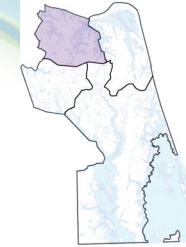
Chief of Police



Paul W. Neudigate



3rd Precinct Sworn Personnel as of 05/09/2022					
Gender	Race				
	White	Black	Hispanic	Other	
Male	85	60	11	7	7
% of Total	85%	71%	13%	8%	8%
Female	15	15	0	0	0
% of Total	15%	100%	0%	0%	0%
Total	100	75	11	7	7
% of Total	100%	75%	11%	7%	7%



Captain



Jeffery E. Wilkerson

### Crime Statistics for Period Ending 05/04/2022\*

	28 Day				91 Day				YTD				
	04/07/2021 to 05/04/2021	04/07/2022 to 05/04/2022	% Change	3 Year Avg of 28 Days	02/03/2021 to 05/04/2021	02/03/2022 to 05/04/2022	% Change	3 Year Avg of 91 Days	2021 YTD Ending 05/04/2021	2022 YTD Ending 05/04/2022	% Change	3 Year YTD Avg	2022 YTD Compared to 3 Year YTD Avg
<b>Violent Crime</b>													
Homicide <sup>2</sup>	0	0	0%	0.3	1	4	300%	1.0	1	4	300%	2.0	100%
Rape	3	1	-67%	1.3	4	5	25%	3.3	6	8	33%	5.3	50%
Robbery	3	5	67%	3.3	9	17	89%	12.3	13	21	62%	21.0	0%
Aggravated Assault	8	6	-25%	6.3	32	18	-44%	24.3	44	23	-48%	33.3	-31%
<b>Total Violent Crime</b>	<b>14</b>	<b>12</b>	<b>-14%</b>	<b>11.3</b>	<b>46</b>	<b>44</b>	<b>-4%</b>	<b>41.0</b>	<b>64</b>	<b>56</b>	<b>-13%</b>	<b>61.7</b>	<b>-9%</b>
<b>Property Crime</b>													
Commercial Burglary	0	2	N/C	1.7	2	7	250%	24.7	6	11	83%	28.7	-62%
Residential Burglary	4	6	50%	7.3	16	22	38%	23.0	20	27	35%	32.0	-16%
Motor Vehicle Theft	19	27	42%	16.7	78	115	47%	68.0	111	149	34%	92.3	61%
Larceny from Motor Vehicle	68	84	24%	63.7	197	274	39%	189.3	285	334	17%	267.7	25%
All Other, Larceny	61	85	39%	78.7	187	272	45%	260.0	264	370	40%	372.7	-1%
<b>Total Property Crime</b>	<b>152</b>	<b>204</b>	<b>34%</b>	<b>168.0</b>	<b>480</b>	<b>690</b>	<b>44%</b>	<b>565.0</b>	<b>686</b>	<b>891</b>	<b>30%</b>	<b>793.3</b>	<b>12%</b>
<b>Total Part I Crime</b>	<b>166</b>	<b>216</b>	<b>30%</b>	<b>179.3</b>	<b>526</b>	<b>734</b>	<b>40%</b>	<b>606.0</b>	<b>750</b>	<b>947</b>	<b>26%</b>	<b>855.0</b>	<b>11%</b>

**Footnotes:**

<sup>1</sup> Homicides, rapes, and aggravated assaults are reported by victim; motor vehicle thefts are reported by vehicle; all other offenses are reported by incident

<sup>2</sup> Homicide = 'MURDER/NONNEGLIGENT MANSLAUGHTER' & 'NEGLIGENT MANSLAUGHTER' only. Excluded: 'AUTO FATALITY, NEGLIGENT' & 'JUSTIFIABLE HOMICIDE'.

<sup>3</sup> N/C indicates the percent change is Not Calculable; one cannot divide by zero

Generated on: Monday, May 9, 2022

Data Source: PistolDSS..vwIBRrecords

\*Data entry may not be complete for time period

# WAVES

## Weekly Analysis for VBPD Engagement & Strategies

### 4th Precinct

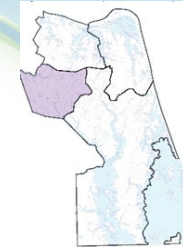
Chief of Police



Paul W. Neudigate



4th Precinct Sworn Personnel as of 05/09/2022					
Gender		Race			
		White	Black	Hispanic	Other
Male	83	62	6	3	12
% of Total	81%	75%	7%	4%	14%
Female	19	11	3	4	1
% of Total	19%	58%	16%	21%	5%
Total	102	73	9	7	13
% of Total	100%	72%	9%	7%	13%



Captain



Scott E. Wichtendahl

### Crime Statistics for Period Ending 05/04/2022\*

	28 Day				91 Day				YTD				
	04/07/2021 to 05/04/2021	04/07/2022 to 05/04/2022	% Change	3 Year Avg of 28 Days	02/03/2021 to 05/04/2021	02/03/2022 to 05/04/2022	% Change	3 Year Avg of 91 Days	2021 YTD Ending 05/04/2021	2022 YTD Ending 05/04/2022	% Change	3 Year YTD Avg	2022 YTD Compared to 3 Year YTD Avg
<b>Violent Crime</b>													
Homicide <sup>2</sup>	0	0	0%	0.0	2	4	100%	1.7	2	4	100%	1.7	140%
Rape	1	0	-100%	2.0	7	4	-43%	8.3	7	4	-43%	10.3	-61%
Robbery	2	1	-50%	1.7	8	15	88%	8.0	13	17	31%	13.7	24%
Aggravated Assault	2	4	100%	4.0	16	10	-38%	12.3	19	13	-32%	17.0	-24%
<b>Total Violent Crime</b>	<b>5</b>	<b>5</b>	<b>0%</b>	<b>7.7</b>	<b>33</b>	<b>33</b>	<b>0%</b>	<b>30.3</b>	<b>41</b>	<b>38</b>	<b>-7%</b>	<b>42.7</b>	<b>-11%</b>
<b>Property Crime</b>													
Commercial Burglary	0	1	N/C	1.7	2	6	200%	7.0	2	8	300%	10.0	-20%
Residential Burglary	2	3	50%	4.7	9	17	89%	17.0	13	20	54%	25.0	-20%
Motor Vehicle Theft	11	23	109%	9.7	25	74	196%	32.3	41	104	154%	50.7	105%
Larceny from Motor Vehicle	59	56	-5%	66.7	155	209	35%	180.7	230	275	20%	243.7	13%
All Other, Larceny	28	50	79%	51.3	132	210	59%	185.3	199	289	45%	259.3	11%
<b>Total Property Crime</b>	<b>100</b>	<b>133</b>	<b>33%</b>	<b>134.0</b>	<b>323</b>	<b>516</b>	<b>60%</b>	<b>422.3</b>	<b>485</b>	<b>696</b>	<b>44%</b>	<b>588.7</b>	<b>18%</b>
<b>Total Part I Crime</b>	<b>105</b>	<b>138</b>	<b>31%</b>	<b>141.7</b>	<b>356</b>	<b>549</b>	<b>54%</b>	<b>452.7</b>	<b>526</b>	<b>734</b>	<b>40%</b>	<b>631.3</b>	<b>16%</b>

**Footnotes:**

<sup>1</sup> Homicides, rapes, and aggravated assaults are reported by victim; motor vehicle thefts are reported by vehicle; all other offenses are reported by incident

<sup>2</sup> Homicide = 'MURDER/NONNEGLIGENT MANSLAUGHTER' & 'NEGLIGENT MANSLAUGHTER' only. **Excluded:** 'AUTO FATALITY, NEGLIGENT' & 'JUSTIFIABLE HOMICIDE'.

<sup>3</sup> N/C indicates the percent change is Not Calculable; one cannot divide by zero

Generated on: Monday, May 9, 2022

Data Source: PistolDSS..vwIBRrecords

\*Data entry may not be complete for time period