

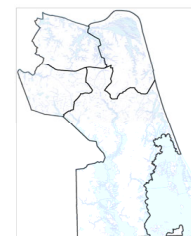
# WAVES

## Weekly Analysis for VBPD Engagement & Strategies

### Citywide



Citywide Sworn Personnel as of 05/02/2022					
Gender	Race				
	White	Black	Hispanic	Other	
Male	581	472	40	32	37
% of Total	83%	81%	7%	6%	6%
Female	120	101	8	5	6
% of Total	17%	84%	7%	4%	5%
Total	701	573	48	37	43
% of Total	100%	82%	7%	5%	6%



### Crime Statistics for Period Ending 04/27/2022<sup>+</sup>

	28 Day				91 Day				YTD				
	03/31/2021 to 04/27/2021	03/31/2022 to 04/27/2022	% Change	3 Year Avg of 28 Days	01/27/2021 to 04/27/2021	01/27/2022 to 04/27/2022	% Change	3 Year Avg of 91 Days	2021 YTD Ending 04/27/2021	2022 YTD Ending 04/27/2022	% Change	3 Year YTD Avg	2022 YTD Compared to 3 Year YTD Avg
<b>Violent Crime</b>													
Homicide <sup>2</sup>	1	4	300%	0.7	4	10	150%	4.3	4	10	150%	5.0	100%
Rape	3	2	-33%	5.0	17	19	12%	19.7	20	22	10%	24.7	-11%
Robbery	14	12	-14%	10.7	34	45	32%	35.3	45	58	29%	52.7	10%
Aggravated Assault	23	18	-22%	18.3	85	52	-39%	68.7	100	62	-38%	87.3	-29%
<b>Total Violent Crime</b>	<b>41</b>	<b>36</b>	<b>-12%</b>	<b>34.7</b>	<b>140</b>	<b>126</b>	<b>-10%</b>	<b>128.0</b>	<b>169</b>	<b>152</b>	<b>-10%</b>	<b>169.7</b>	<b>-10%</b>
<b>Property Crime</b>													
Commercial Burglary	2	6	200%	7.0	20	25	25%	50.3	26	33	27%	59.3	-44%
Residential Burglary	13	16	23%	20.7	59	63	7%	75.3	75	72	-4%	100.7	-28%
Motor Vehicle Theft	51	87	71%	44.0	166	295	78%	151.3	222	363	64%	198.7	83%
Larceny from Motor Vehicle	196	195	-1%	193.7	577	678	18%	558.3	794	847	7%	748.3	13%
All Other, Larceny	180	247	37%	260.7	612	834	36%	831.0	821	1080	32%	1093.3	-1%
<b>Total Property Crime</b>	<b>442</b>	<b>551</b>	<b>25%</b>	<b>526.0</b>	<b>1434</b>	<b>1895</b>	<b>32%</b>	<b>1666.3</b>	<b>1938</b>	<b>2395</b>	<b>24%</b>	<b>2200.3</b>	<b>9%</b>
<b>Total Part I Crime</b>	<b>483</b>	<b>587</b>	<b>22%</b>	<b>560.7</b>	<b>1574</b>	<b>2021</b>	<b>28%</b>	<b>1794.3</b>	<b>2107</b>	<b>2547</b>	<b>21%</b>	<b>2370.0</b>	<b>7%</b>

**Footnotes:**

<sup>1</sup> Homicides, rapes, and aggravated assaults are reported by victim; motor vehicle thefts are reported by vehicle; all other offenses are reported by incident

<sup>2</sup> Homicide = 'MURDER/NONNEGLIGENT MANSLAUGHTER' & 'NEGLIGENT MANSLAUGHTER' only. **Excluded:** 'AUTO FATALITY, NEGLIGENT' & 'JUSTIFIABLE HOMICIDE'

<sup>3</sup> N/C indicates the percent change is Not Calculable; one cannot divide by zero

Generated on: Monday, May 02, 2022

Data Source: PistolDSS..vwIBRecords

\*Data entry may not be complete for time period

# WAVES

## Weekly Analysis for VBPD Engagement & Strategies 1st Precinct

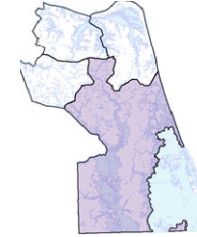
Chief of Police



Paul W. Neudigate



1st Precinct Sworn Personnel as of 05/02/2022					
Gender	Race				
	White	Black	Hispanic	Other	
Male	80	60	7	10	3
% of Total	81%	75%	9%	13%	4%
Female	19	16	2	0	1
% of Total	19%	84%	11%	0%	5%
Total	99	76	9	10	4
% of Total	100%	77%	9%	10%	4%



Captain



Marcie R. Fox

### Crime Statistics for Period Ending 04/27/2022<sup>+</sup>

	28 Day				91 Day				YTD				
	03/31/2021 to 04/27/2021	03/31/2022 to 04/27/2022	% Change	3 Year Avg of 28 Days	01/27/2021 to 04/27/2021	01/27/2022 to 04/27/2022	% Change	3 Year Avg of 91 Days	2021 YTD Ending 04/27/2021	2022 YTD Ending 04/27/2022	% Change	3 Year YTD Avg	2022 YTD Compared to 3 Year YTD Avg
<b>Violent Crime</b>													
Homicide <sup>2</sup>	0	1	N/C	0.0	0	1	N/C	0.7	0	1	N/C	0.7	50%
Rape	0	0	0%	1.0	4	4	0%	4.0	4	5	25%	4.3	15%
Robbery	2	1	-50%	1.7	6	7	17%	6.0	9	9	0%	7.7	17%
Aggravated Assault	3	4	33%	3.0	11	11	0%	11.7	11	13	18%	13.7	-5%
<b>Total Violent Crime</b>	<b>5</b>	<b>6</b>	<b>20%</b>	<b>5.7</b>	<b>21</b>	<b>23</b>	<b>10%</b>	<b>22.3</b>	<b>24</b>	<b>28</b>	<b>17%</b>	<b>26.3</b>	<b>6%</b>
<b>Property Crime</b>													
Commercial Burglary	1	3	200%	1.7	5	8	60%	8.3	6	10	67%	10.3	-3%
Residential Burglary	0	2	N/C	5.0	10	11	10%	17.0	11	13	18%	22.0	-41%
Motor Vehicle Theft	9	11	22%	8.0	23	31	35%	22.0	31	42	35%	29.0	45%
Larceny from Motor Vehicle	26	39	50%	29.7	93	96	3%	95.3	131	131	0%	127.7	3%
All Other, Larceny	43	46	7%	52.0	123	174	41%	162.0	158	217	37%	218.3	-1%
<b>Total Property Crime</b>	<b>79</b>	<b>101</b>	<b>28%</b>	<b>96.3</b>	<b>254</b>	<b>320</b>	<b>26%</b>	<b>304.7</b>	<b>337</b>	<b>413</b>	<b>23%</b>	<b>407.3</b>	<b>1%</b>
<b>Total Part I Crime</b>	<b>84</b>	<b>107</b>	<b>27%</b>	<b>102.0</b>	<b>275</b>	<b>343</b>	<b>25%</b>	<b>327.0</b>	<b>361</b>	<b>441</b>	<b>22%</b>	<b>433.7</b>	<b>2%</b>

**Footnotes:**

<sup>1</sup> Homicides, rapes, and aggravated assaults are reported by victim; motor vehicle thefts are reported by vehicle; all other offenses are reported by incident

<sup>2</sup> Homicide = 'MURDER/NONNEGLIGENT MANSLAUGHTER' & 'NEGLIGENT MANSLAUGHTER' only. **Excluded:** 'AUTO FATALITY, NEGLIGENT' & 'JUSTIFIABLE HOMICIDE'.

<sup>3</sup> N/C indicates the percent change is Not Calculable; one cannot divide by zero

Generated on: Monday, May 02, 2022

Data Source: PistolDSS..vwIBRrecords

\*Data entry may not be complete for time period

# WAVES

## Weekly Analysis for VBPD Engagement & Strategies

### 2nd Precinct

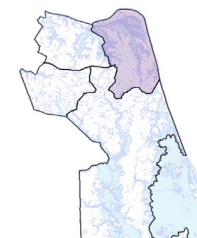
Chief of Police



Paul W. Neudigate



2nd Precinct Sworn Personnel as of 05/02/2022					
Gender	Race				
	White	Black	Hispanic	Other	
Male	106	92	5	5	4
% of Total	88%	87%	5%	5%	4%
Female	14	12	0	0	2
% of Total	12%	86%	0%	0%	14%
Total	120	104	5	5	6
% of Total	100%	87%	4%	4%	5%



Captain



Harry I. McBrien

### Crime Statistics for Period Ending 04/27/2022<sup>+</sup>

	28 Day				91 Day				YTD				
	03/31/2021 to 04/27/2021	03/31/2022 to 04/27/2022	% Change	3 Year Avg of 28 Days	01/27/2021 to 04/27/2021	01/27/2022 to 04/27/2022	% Change	3 Year Avg of 91 Days	2021 YTD Ending 04/27/2021	2022 YTD Ending 04/27/2022	% Change	3 Year YTD Avg	2022 YTD Compared to 3 Year YTD Avg
<b>Violent Crime</b>													
Homicide <sup>2</sup>	0	0	0%	0.0	1	1	0%	0.7	1	1	0%	0.7	50%
Rape	1	1	0%	0.3	5	5	0%	4.0	6	5	-17%	5.7	-12%
Robbery	6	4	-33%	3.3	11	7	-36%	7.7	12	12	0%	11.3	6%
Aggravated Assault	8	2	-75%	4.3	26	9	-65%	21.0	28	12	-57%	26.3	-54%
<b>Total Violent Crime</b>	<b>15</b>	<b>7</b>	<b>-53%</b>	<b>8.0</b>	<b>43</b>	<b>22</b>	<b>-49%</b>	<b>33.3</b>	<b>47</b>	<b>30</b>	<b>-36%</b>	<b>44.0</b>	<b>-32%</b>
<b>Property Crime</b>													
Commercial Burglary	1	1	0%	1.7	10	5	-50%	9.0	12	6	-50%	11.0	-45%
Residential Burglary	10	6	-40%	5.0	27	13	-52%	19.0	34	15	-56%	25.0	-40%
Motor Vehicle Theft	12	19	58%	7.0	36	67	86%	25.7	47	75	60%	32.3	132%
Larceny from Motor Vehicle	48	35	-27%	32.3	133	129	-3%	102.7	174	164	-6%	140.7	17%
All Other, Larceny	52	72	38%	84.3	167	203	22%	220.0	225	257	14%	278.7	-8%
<b>Total Property Crime</b>	<b>123</b>	<b>133</b>	<b>8%</b>	<b>130.3</b>	<b>373</b>	<b>417</b>	<b>12%</b>	<b>376.3</b>	<b>492</b>	<b>517</b>	<b>5%</b>	<b>487.7</b>	<b>6%</b>
<b>Total Part I Crime</b>	<b>138</b>	<b>140</b>	<b>1%</b>	<b>138.3</b>	<b>416</b>	<b>439</b>	<b>6%</b>	<b>409.7</b>	<b>539</b>	<b>547</b>	<b>1%</b>	<b>531.7</b>	<b>3%</b>

**Footnotes:**

<sup>1</sup> Homicides, rapes, and aggravated assaults are reported by victim; motor vehicle thefts are reported by vehicle; all other offenses are reported by incident

<sup>2</sup> Homicide = 'MURDER/NONNEGLIGENT MANSLAUGHTER' & 'NEGLIGENT MANSLAUGHTER' only. **Excluded:** 'AUTO FATALITY, NEGLIGENT' & 'JUSTIFIABLE HOMICIDE'.

<sup>3</sup> N/C indicates the percent change is Not Calculable; one cannot divide by zero

Generated on: Monday, May 02, 2022

Data Source: PistolDSS..vwIBRecords

\*Data entry may not be complete for time period

# WAVES

## Weekly Analysis for VBPD Engagement & Strategies 3rd Precinct

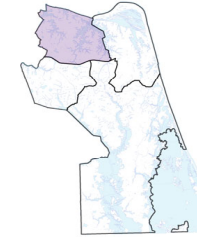
Chief of Police



Paul W. Neudigate



3rd Precinct Sworn Personnel as of 05/02/2022					
Gender	Race				
	White	Black	Hispanic	Other	
Male	85	60	11	7	7
% of Total	85%	71%	13%	8%	8%
Female	15	15	0	0	0
% of Total	15%	100%	0%	0%	0%
Total	100	75	11	7	7
% of Total	100%	75%	11%	7%	7%



Captain



Jeffery E. Wilkerson

### Crime Statistics for Period Ending 04/27/2022<sup>+</sup>

	28 Day				91 Day				YTD				
	03/31/2021 to 04/27/2021	03/31/2022 to 04/27/2022	% Change	3 Year Avg of 28 Days	01/27/2021 to 04/27/2021	01/27/2022 to 04/27/2022	% Change	3 Year Avg of 91 Days	2021 YTD Ending 04/27/2021	2022 YTD Ending 04/27/2022	% Change	3 Year YTD Avg	2022 YTD Compared to 3 Year YTD Avg
<b>Violent Crime</b>													
Homicide <sup>2</sup>	0	2	N/C	0.3	1	4	300%	1.3	1	4	300%	2.0	100%
Rape	1	1	0%	0.7	1	6	500%	2.7	3	8	167%	4.3	85%
Robbery	2	6	200%	3.3	8	16	100%	13.3	12	20	67%	20.3	-2%
Aggravated Assault	7	7	0%	6.3	32	19	-41%	25.0	42	23	-45%	32.0	-28%
<b>Total Violent Crime</b>	<b>10</b>	<b>16</b>	<b>60%</b>	<b>10.7</b>	<b>42</b>	<b>45</b>	<b>7%</b>	<b>42.3</b>	<b>58</b>	<b>55</b>	<b>-5%</b>	<b>58.7</b>	<b>-6%</b>
<b>Property Crime</b>													
Commercial Burglary	0	1	N/C	1.7	3	5	67%	24.7	6	9	50%	28.0	-68%
Residential Burglary	2	5	150%	5.7	14	23	64%	22.3	18	26	44%	29.7	-12%
Motor Vehicle Theft	19	31	63%	18.7	82	116	41%	70.7	105	145	38%	88.3	64%
Larceny from Motor Vehicle	62	74	19%	60.7	193	249	29%	182.0	272	300	10%	251.0	20%
All Other, Larceny	56	74	32%	71.3	185	256	38%	258.7	247	336	36%	350.0	-4%
<b>Total Property Crime</b>	<b>139</b>	<b>185</b>	<b>33%</b>	<b>158.0</b>	<b>477</b>	<b>649</b>	<b>36%</b>	<b>558.3</b>	<b>648</b>	<b>816</b>	<b>26%</b>	<b>747.0</b>	<b>9%</b>
<b>Total Part I Crime</b>	<b>149</b>	<b>201</b>	<b>35%</b>	<b>168.7</b>	<b>519</b>	<b>694</b>	<b>34%</b>	<b>600.7</b>	<b>706</b>	<b>871</b>	<b>23%</b>	<b>805.7</b>	<b>8%</b>

**Footnotes:**

<sup>1</sup> Homicides, rapes, and aggravated assaults are reported by victim; motor vehicle thefts are reported by vehicle; all other offenses are reported by incident

<sup>2</sup> Homicide = 'MURDER/NONNEGLIGENT MANSLAUGHTER' & 'NEGLIGENT MANSLAUGHTER' only. **Excluded:** 'AUTO FATALITY, NEGLIGENT' & 'JUSTIFIABLE HOMICIDE'.

<sup>3</sup> N/C indicates the percent change is Not Calculable; one cannot divide by zero

Generated on: Monday, May 02, 2022

Data Source: PistolDSS..vwIBRecords

\*Data entry may not be complete for time period

# WAVES

## Weekly Analysis for VBPD Engagement & Strategies 4th Precinct

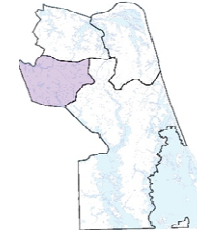
Chief of Police



Paul W. Neudigate



4th Precinct Sworn Personnel as of 05/02/2022					
Gender		Race			
		White	Black	Hispanic	Other
Male	83	62	6	3	12
	% of Total	75%	7%	4%	14%
Female	19	11	3	4	1
	% of Total	19%	58%	16%	21%
Total	102	73	9	7	13
	% of Total	100%	72%	9%	7%
					13%



Captain



Scott E. Wichtendahl

### Crime Statistics for Period Ending 04/27/2022<sup>+</sup>

	28 Day				91 Day				YTD				
	03/31/2021 to 04/27/2021	03/31/2022 to 04/27/2022	% Change	3 Year Avg of 28 Days	01/27/2021 to 04/27/2021	01/27/2022 to 04/27/2022	% Change	3 Year Avg of 91 Days	2021 YTD Ending 04/27/2021	2022 YTD Ending 04/27/2022	% Change	3 Year YTD Avg	2022 YTD Compared to 3 Year YTD Avg
<b>Violent Crime</b>													
Homicide <sup>2</sup>	1	1	0%	0.3	2	4	100%	1.7	2	4	100%	1.7	140%
Rape	1	0	-100%	3.0	7	4	-43%	9.0	7	4	-43%	10.3	-61%
Robbery	4	1	-75%	2.3	9	15	67%	8.3	12	17	42%	13.3	28%
Aggravated Assault	5	5	0%	4.7	16	13	-19%	11.0	19	14	-26%	15.3	-9%
<b>Total Violent Crime</b>	<b>11</b>	<b>7</b>	<b>-36%</b>	<b>10.3</b>	<b>34</b>	<b>36</b>	<b>6%</b>	<b>30.0</b>	<b>40</b>	<b>39</b>	<b>-3%</b>	<b>40.7</b>	<b>-4%</b>
<b>Property Crime</b>													
Commercial Burglary	0	1	N/C	2.0	2	7	250%	8.3	2	8	300%	10.0	-20%
Residential Burglary	1	3	200%	5.0	8	16	100%	17.0	12	18	50%	24.0	-25%
Motor Vehicle Theft	11	26	136%	10.3	25	81	224%	33.0	39	101	159%	49.0	106%
Larceny from Motor Vehicle	60	47	-22%	71.0	158	204	29%	178.3	217	252	16%	229.0	10%
All Other, Larceny	29	55	90%	53.0	137	201	47%	190.3	191	270	41%	246.3	10%
<b>Total Property Crime</b>	<b>101</b>	<b>132</b>	<b>31%</b>	<b>141.3</b>	<b>330</b>	<b>509</b>	<b>54%</b>	<b>427.0</b>	<b>461</b>	<b>649</b>	<b>41%</b>	<b>558.3</b>	<b>16%</b>
<b>Total Part I Crime</b>	<b>112</b>	<b>139</b>	<b>24%</b>	<b>151.7</b>	<b>364</b>	<b>545</b>	<b>50%</b>	<b>457.0</b>	<b>501</b>	<b>688</b>	<b>37%</b>	<b>599.0</b>	<b>15%</b>

**Footnotes:**

<sup>1</sup> Homicides, rapes, and aggravated assaults are reported by victim; motor vehicle thefts are reported by vehicle; all other offenses are reported by incident

<sup>2</sup> Homicide = 'MURDER/NONNEGLIGENT MANSLAUGHTER' & 'NEGLIGENT MANSLAUGHTER' only. **Excluded:** 'AUTO FATALITY, NEGLIGENT' & 'JUSTIFIABLE HOMICIDE'

<sup>3</sup> N/C indicates the percent change is Not Calculable; one cannot divide by zero

Generated on: Monday, May 02, 2022

Data Source: PistolDSS..vwIBRrecords

\*Data entry may not be complete for time period