

WAVES

Weekly Analysis for VBPD Engagement & Strategies Citywide

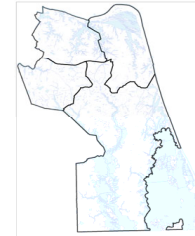
Chief of Police



Paul W. Neudigate



Citywide Sworn Personnel as of 04/18/2022					
Gender	Race				
	White	Black	Hispanic	Other	
Male	585	475	41	32	37
% of Total	83%	81%	7%	5%	6%
Female	120	101	8	5	6
% of Total	17%	84%	7%	4%	5%
Total	705	576	49	37	43
% of Total	100%	82%	7%	5%	6%



Crime Statistics for Period Ending 04/13/2022⁺

	28 Day				91 Day				YTD				
	03/17/2021 to 04/13/2021	03/17/2022 to 04/13/2022	% Change	3 Year Avg of 28 Days	01/13/2021 to 04/13/2021	01/13/2022 to 04/13/2022	% Change	3 Year Avg of 91 Days	2021 YTD Ending 04/13/2021	2022 YTD Ending 04/13/2022	% Change	3 Year YTD Avg	2022 YTD Compared to 3 Year YTD Avg
Violent Crime													
Homicide ²	2	5	150%	0.7	4	9	125%	4.0	4	9	125%	4.7	93%
Rape	6	3	-50%	4.7	18	20	11%	19.0	19	21	11%	22.0	-5%
Robbery	10	10	0%	8.7	35	42	20%	39.0	39	52	33%	46.7	11%
Aggravated Assault	26	17	-35%	18.3	80	51	-36%	66.3	89	52	-42%	78.0	-33%
Total Violent Crime	44	35	-20%	32.3	137	122	-11%	128.3	151	134	-11%	151.3	-11%
Property Crime													
Commercial Burglary	4	4	0%	12.7	21	26	24%	53.0	25	30	20%	56.3	-47%
Residential Burglary	13	14	8%	19.0	58	61	5%	77.3	67	66	-1%	89.7	-26%
Motor Vehicle Theft	49	76	55%	40.0	166	290	75%	153.3	197	315	60%	176.3	79%
Larceny from Motor Vehicle	151	211	40%	158.0	571	669	17%	544.3	677	754	11%	643.3	17%
All Other, Larceny	198	250	26%	242.3	658	848	29%	824.7	739	952	29%	946.7	1%
Total Property Crime	415	555	34%	472.0	1474	1894	28%	1652.7	1705	2117	24%	1912.3	11%
Total Part I Crime	459	590	29%	504.3	1611	2016	25%	1781.0	1856	2251	21%	2063.7	9%

Footnotes:

¹ Homicides, rapes, and aggravated assaults are reported by victim; motor vehicle thefts are reported by vehicle; all other offenses are reported by incident

² Homicide = 'MURDER/NONNEGLIGENT MANSLAUGHTER' & 'NEGLIGENT MANSLAUGHTER' only. **Excluded:** 'AUTO FATALITY, NEGLIGENT' & 'JUSTIFIABLE HOMICIDE'.

³ N/C indicates the percent change is Not Calculable; one cannot divide by zero

Generated on: Monday, April 18, 2022

Data Source: PistolDSS..vwIBRecords

*Data entry may not be complete for time period

WAVES

Weekly Analysis for VBPD Engagement & Strategies 1st Precinct

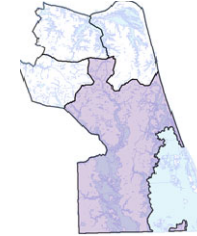
Chief of Police



Paul W. Neudigate



1st Precinct Sworn Personnel as of 04/18/2022					
Gender	Race				
	White	Black	Hispanic	Other	
Male	79	59	7	10	3
% of Total	81%	75%	9%	13%	4%
Female	19	16	2	0	1
% of Total	19%	84%	11%	0%	5%
Total	98	75	9	10	4
% of Total	100%	77%	9%	10%	4%



Captain



Marcie R. Fox

Crime Statistics for Period Ending 04/13/2022⁺

	28 Day				91 Day				YTD				
	03/17/2021 to 04/13/2021	03/17/2022 to 04/13/2022	% Change	3 Year Avg of 28 Days	01/13/2021 to 04/13/2021	01/13/2022 to 04/13/2022	% Change	3 Year Avg of 91 Days	2021 YTD Ending 04/13/2021	2022 YTD Ending 04/13/2022	% Change	3 Year YTD Avg	2022 YTD Compared to 3 Year YTD Avg
Violent Crime													
Homicide ²	0	0	0%	0.0	0	0	0%	0.7	0	0	0%	0.7	-100%
Rape	1	0	-100%	0.7	4	4	0%	3.7	4	5	25%	3.7	36%
Robbery	1	1	0%	1.0	7	7	0%	6.0	8	9	13%	6.7	35%
Aggravated Assault	1	3	200%	2.3	9	11	22%	10.3	9	12	33%	11.3	6%
Total Violent Crime	3	4	33%	4.0	20	22	10%	20.7	21	26	24%	22.3	16%
Property Crime													
Commercial Burglary	1	2	100%	3.7	4	7	75%	9.0	5	9	80%	9.7	-7%
Residential Burglary	0	3	N/C	3.3	11	12	9%	17.7	11	13	18%	19.7	-34%
Motor Vehicle Theft	8	7	-13%	5.0	19	29	53%	20.3	25	36	44%	23.3	54%
Larceny from Motor Vehicle	19	31	63%	21.0	95	84	-12%	95.3	114	112	-2%	109.3	2%
All Other, Larceny	38	58	53%	47.0	120	187	56%	167.3	133	200	50%	190.7	5%
Total Property Crime	66	101	53%	80.0	249	319	28%	309.7	288	370	28%	352.7	5%
Total Part I Crime	69	105	52%	84.0	269	341	27%	330.3	309	396	28%	375.0	6%

Footnotes:

¹ Homicides, rapes, and aggravated assaults are reported by victim; motor vehicle thefts are reported by vehicle; all other offenses are reported by incident

² Homicide = 'MURDER/NONNEGLIGENT MANSLAUGHTER' & 'NEGLIGENT MANSLAUGHTER' only. **Excluded:** 'AUTO FATALITY, NEGLIGENT' & 'JUSTIFIABLE HOMICIDE'.

³ N/C indicates the percent change is Not Calculable; one cannot divide by zero

Generated on: Monday, April 18, 2022

Data Source: PistolDSS..vwIBRrecords

*Data entry may not be complete for time period

WAVES

Weekly Analysis for VBPD Engagement & Strategies 2nd Precinct

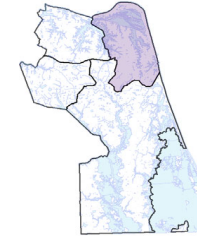
Chief of Police



Paul W. Neudigate



2nd Precinct Sworn Personnel as of 04/18/2022					
Gender	Race				
	White	Black	Hispanic	Other	
Male	107	93	5	5	4
% of Total	88%	87%	5%	5%	4%
Female	14	12	0	0	2
% of Total	12%	86%	0%	0%	14%
Total	121	105	5	5	6
% of Total	100%	87%	4%	4%	5%



Captain



Harry I. McBrien

Crime Statistics for Period Ending 04/13/2022⁺

	28 Day				91 Day				YTD				
	03/17/2021 to 04/13/2021	03/17/2022 to 04/13/2022	% Change	3 Year Avg of 28 Days	01/13/2021 to 04/13/2021	01/13/2022 to 04/13/2022	% Change	3 Year Avg of 91 Days	2021 YTD Ending 04/13/2021	2022 YTD Ending 04/13/2022	% Change	3 Year YTD Avg	2022 YTD Compared to 3 Year YTD Avg
Violent Crime													
Homicide ²	1	0	-100%	0.3	1	1	0%	0.7	1	1	0%	0.7	50%
Rape	3	1	-67%	1.3	6	4	-33%	4.7	6	4	-33%	5.7	-29%
Robbery	3	3	0%	1.3	9	6	-33%	8.0	9	11	22%	9.3	18%
Aggravated Assault	14	1	-93%	6.0	26	9	-65%	21.7	26	9	-65%	25.0	-64%
Total Violent Crime	21	5	-76%	9.0	42	20	-52%	35.0	42	25	-40%	40.7	-39%
Property Crime													
Commercial Burglary	2	2	0%	3.7	11	6	-45%	9.3	12	6	-50%	10.3	-42%
Residential Burglary	8	4	-50%	5.0	24	10	-58%	17.7	28	12	-57%	22.0	-45%
Motor Vehicle Theft	9	17	89%	6.0	33	60	82%	24.7	40	63	58%	29.0	117%
Larceny from Motor Vehicle	32	38	19%	28.7	121	131	8%	100.0	146	146	0%	124.3	17%
All Other, Larceny	57	51	-11%	64.0	174	174	0%	194.3	200	208	4%	223.7	-7%
Total Property Crime	108	112	4%	107.3	363	381	5%	346.0	426	435	2%	409.3	6%
Total Part I Crime	129	117	-9%	116.3	405	401	-1%	381.0	468	460	-2%	450.0	2%

Footnotes:

¹ Homicides, rapes, and aggravated assaults are reported by victim; motor vehicle thefts are reported by vehicle; all other offenses are reported by incident

² Homicide = 'MURDER/NONNEGLIGENT MANSLAUGHTER' & 'NEGLIGENT MANSLAUGHTER' only. **Excluded:** 'AUTO FATALITY, NEGLIGENT' & 'JUSTIFIABLE HOMICIDE'.

³ N/C indicates the percent change is Not Calculable; one cannot divide by zero

Generated on: Monday, April 18, 2022

Data Source: PistolDSS..vwIBRecords

*Data entry may not be complete for time period

WAVES

Weekly Analysis for VBPD Engagement & Strategies 3rd Precinct

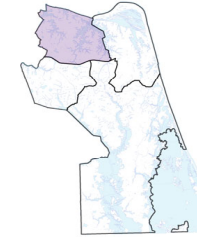
Chief of Police



Paul W. Neudigate



3rd Precinct Sworn Personnel as of 04/18/2022						
Gender		Race				
		White	Black	Hispanic	Other	
Male	87	62	11	7	7	
	% of Total	85%	71%	13%	8%	8%
Female	15	15	0	0	0	
	% of Total	15%	100%	0%	0%	0%
Total	102	77	11	7	7	
	% of Total	100%	75%	11%	7%	7%



Captain



Jeffery E. Wilkerson

Crime Statistics for Period Ending 04/13/2022⁺

	28 Day				91 Day				YTD				
	03/17/2021 to 04/13/2021	03/17/2022 to 04/13/2022	% Change	3 Year Avg of 28 Days	01/13/2021 to 04/13/2021	01/13/2022 to 04/13/2022	% Change	3 Year Avg of 91 Days	2021 YTD Ending 04/13/2021	2022 YTD Ending 04/13/2022	% Change	3 Year YTD Avg	2022 YTD Compared to 3 Year YTD Avg
Violent Crime													
Homicide ²	0	4	N/C	0.0	1	4	300%	1.0	1	4	300%	1.7	140%
Rape	1	2	100%	0.7	2	8	300%	3.0	3	8	167%	4.0	100%
Robbery	1	5	400%	3.3	9	14	56%	14.7	10	16	60%	18.0	-11%
Aggravated Assault	6	10	67%	6.0	30	21	-30%	24.3	37	21	-43%	28.7	-27%
Total Violent Crime	8	21	163%	10.0	42	47	12%	43.0	51	49	-4%	52.3	-6%
Property Crime													
Commercial Burglary	0	0	0%	2.7	4	6	50%	26.0	6	8	33%	27.3	-71%
Residential Burglary	2	2	0%	4.7	15	20	33%	23.3	16	22	38%	26.0	-15%
Motor Vehicle Theft	21	32	52%	17.0	85	122	44%	70.0	96	131	36%	79.3	65%
Larceny from Motor Vehicle	61	92	51%	53.0	199	243	22%	181.7	230	266	16%	216.0	23%
All Other, Larceny	62	83	34%	71.3	203	268	32%	268.7	226	301	33%	312.7	-4%
Total Property Crime	146	209	43%	148.7	506	659	30%	569.7	574	728	27%	661.3	10%
Total Part I Crime	154	230	49%	158.7	548	706	29%	612.7	625	777	24%	713.7	9%

Footnotes:

¹ Homicides, rapes, and aggravated assaults are reported by victim; motor vehicle thefts are reported by vehicle; all other offenses are reported by incident

² Homicide = 'MURDER/NONNEGLIGENT MANSLAUGHTER' & 'NEGLIGENT MANSLAUGHTER' only. **Excluded:** 'AUTO FATALITY, NEGLIGENT' & 'JUSTIFIABLE HOMICIDE'.

³ N/C indicates the percent change is Not Calculable; one cannot divide by zero

Generated on: Monday, April 18, 2022

Data Source: PistolDSS..vwIBRecords

*Data entry may not be complete for time period

WAVES

Weekly Analysis for VBPD Engagement & Strategies

4th Precinct

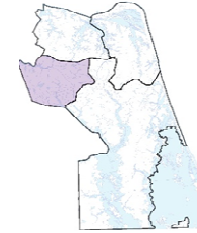
Chief of Police



Paul W. Neudigate



4th Precinct Sworn Personnel as of 04/18/2022					
Gender		Race			
		White	Black	Hispanic	Other
Male	84	63	6	3	12
% of Total	81%	75%	7%	4%	14%
Female	20	12	3	4	1
% of Total	19%	60%	15%	20%	5%
Total	104	75	9	7	13
% of Total	100%	72%	9%	7%	13%



Captain



Scott E. Wichtendahl

Crime Statistics for Period Ending 04/13/2022⁺

	28 Day				91 Day				YTD				
	03/17/2021 to 04/13/2021	03/17/2022 to 04/13/2022	% Change	3 Year Avg of 28 Days	01/13/2021 to 04/13/2021	01/13/2022 to 04/13/2022	% Change	3 Year Avg of 91 Days	2021 YTD Ending 04/13/2021	2022 YTD Ending 04/13/2022	% Change	3 Year YTD Avg	2022 YTD Compared to 3 Year YTD Avg
Violent Crime													
Homicide ²	1	1	0%	0.3	2	4	100%	1.7	2	4	100%	1.7	140%
Rape	1	0	-100%	2.0	6	4	-33%	7.7	6	4	-33%	8.7	-54%
Robbery	5	1	-80%	3.0	10	15	50%	10.3	12	16	33%	12.7	26%
Aggravated Assault	5	3	-40%	4.0	15	10	-33%	10.0	17	10	-41%	13.0	-23%
Total Violent Crime	12	5	-58%	9.3	33	33	0%	29.7	37	34	-8%	36.0	-6%
Property Crime													
Commercial Burglary	1	0	-100%	2.7	2	7	250%	8.7	2	7	250%	9.0	-22%
Residential Burglary	3	5	67%	6.0	8	19	138%	18.7	12	19	58%	22.0	-14%
Motor Vehicle Theft	11	20	82%	12.0	29	79	172%	38.3	36	85	136%	44.7	90%
Larceny from Motor Vehicle	39	50	28%	55.3	156	211	35%	167.3	187	230	23%	193.7	19%
All Other, Larceny	41	58	41%	60.0	161	219	36%	194.3	180	243	35%	219.7	11%
Total Property Crime	95	133	40%	136.0	356	535	50%	427.3	417	584	40%	489.0	19%
Total Part I Crime	107	138	29%	145.3	389	568	46%	457.0	454	618	36%	525.0	18%

Footnotes:

¹ Homicides, rapes, and aggravated assaults are reported by victim; motor vehicle thefts are reported by vehicle; all other offenses are reported by incident

² Homicide = 'MURDER/NONNEGLIGENT MANSLAUGHTER' & 'NEGLIGENT MANSLAUGHTER' only. **Excluded:** 'AUTO FATALITY, NEGLIGENT' & 'JUSTIFIABLE HOMICIDE'

³ N/C indicates the percent change is Not Calculable; one cannot divide by zero

Generated on: Monday, April 18, 2022

Data Source: PistolDSS.vwIBRrecords

*Data entry may not be complete for time period