

WAVES

Weekly Analysis for VBPD Engagement and Strategies

Generated on: April 11, 2022

Compiled by: Analytical Services Unit

WAVES

Weekly Analysis for VBPD Engagement & Strategies

Citywide

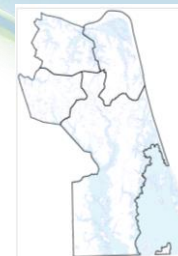
Chief of Police



Paul W. Neudigate



Citywide Sworn Personnel as of 04/11/2022					
Gender	Race				
	White	Black	Hispanic	Other	
Male	585	475	41	32	37
% of Total	83%	81%	7%	5%	6%
Female	120	101	8	5	6
% of Total	17%	84%	7%	4%	5%
Total	705	576	49	37	43
% of Total	100%	82%	7%	5%	6%



Crime Statistics for Period Ending 04/06/2022*

	28 Day				91 Day				YTD				
	03/10/2021 to 04/06/2021	03/10/2022 to 04/06/2022	% Change	3 Year Avg of 28 Days	01/06/2021 to 04/06/2021	01/06/2022 to 04/06/2022	% Change	3 Year Avg of 91 Days	2021 YTD Ending 04/06/2021	2022 YTD Ending 04/06/2022	% Change	3 Year YTD Avg	2022 YTD Compared to 3 Year YTD Avg
Violent Crime													
Homicide ²	2	7	250%	0.7	4	9	125%	4.3	4	9	125%	4.7	93%
Rape	7	5	-29%	4.3	17	20	18%	18.7	18	21	17%	21.0	0%
Robbery	9	12	33%	7.7	31	44	42%	41.0	34	50	47%	44.0	14%
Aggravated Assault	29	19	-34%	22.0	82	47	-43%	69.7	86	47	-45%	75.3	-38%
Total Violent Crime	47	43	-9%	34.7	134	120	-10%	133.7	142	127	-11%	145.0	-12%
Property Crime													
Commercial Burglary	4	7	75%	12.0	21	27	29%	52.7	24	30	25%	54.7	-45%
Residential Burglary	14	15	7%	20.0	59	59	0%	79.3	65	60	-8%	85.0	-29%
Motor Vehicle Theft	50	66	32%	43.3	167	284	70%	150.7	185	292	58%	166.7	75%
Larceny from Motor Vehicle	154	203	32%	155.0	589	675	15%	552.7	631	694	10%	599.7	16%
All Other, Larceny	182	245	35%	245.0	649	842	30%	835.7	681	883	30%	889.7	-1%
Total Property Crime	404	536	33%	475.3	1485	1887	27%	1671.0	1586	1959	24%	1795.7	9%
Total Part I Crime	451	579	28%	510.0	1619	2007	24%	1804.7	1728	2086	21%	1940.7	7%

Footnotes:

¹ Homicides, rapes, and aggravated assaults are reported by victim; motor vehicle thefts are reported by vehicle; all other offenses are reported by incident

² Homicide = 'MURDER/NONNEGLIGENT MANSLAUGHTER' & 'NEGLIGENT MANSLAUGHTER' only. **Excluded:** 'AUTO FATALITY, NEGLIGENT' & 'JUSTIFIABLE HOMICIDE'.

³ N/C indicates the percent change is Not Calculable; one cannot divide by zero

Generated on: Monday, April 11, 2022

Data Source: PistolDSS.vwIBRrecords

*Data entry may not be complete for time period

WAVES

Weekly Analysis for VBPD Engagement & Strategies

1st Precinct

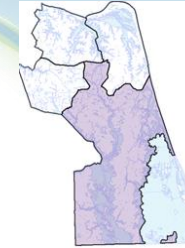
Chief of Police



Paul W. Neudigate



1st Precinct Sworn Personnel as of 04/11/2022					
Gender	Race				
	White	Black	Hispanic	Other	
Male	82	63	7	9	3
% of Total	81%	77%	9%	11%	4%
Female	19	16	2	0	1
% of Total	19%	84%	11%	0%	5%
Total	101	79	9	9	4
% of Total	100%	78%	9%	9%	4%



Captain



Marcie R. Fox

Crime Statistics for Period Ending 04/06/2022*

	28 Day				91 Day				YTD				
	03/10/2021 to 04/06/2021	03/10/2022 to 04/06/2022	% Change	3 Year Avg of 28 Days	01/06/2021 to 04/06/2021	01/06/2022 to 04/06/2022	% Change	3 Year Avg of 91 Days	2021 YTD Ending 04/06/2021	2022 YTD Ending 04/06/2022	% Change	3 Year YTD Avg	2022 YTD Compared to 3 Year YTD Avg
Violent Crime													
Homicide ²	0	0	0%	0.0	0	0	0%	0.7	0	0	0%	0.7	-100%
Rape	2	1	-50%	0.7	4	4	0%	3.3	4	5	25%	3.3	50%
Robbery	1	1	0%	0.7	6	8	33%	5.7	7	9	29%	6.0	50%
Aggravated Assault	1	4	300%	3.0	9	12	33%	10.7	9	12	33%	11.3	6%
Total Violent Crime	4	6	50%	4.3	19	24	26%	20.3	20	26	30%	21.3	22%
Property Crime													
Commercial Burglary	1	3	200%	3.7	5	8	60%	9.7	5	9	80%	9.7	-7%
Residential Burglary	1	3	200%	2.7	11	10	-9%	17.3	11	11	0%	18.3	-40%
Motor Vehicle Theft	8	3	-63%	4.7	19	31	63%	19.7	24	32	33%	22.3	43%
Larceny from Motor Vehicle	31	20	-35%	27.0	109	97	-11%	98.7	113	98	-13%	105.0	-7%
All Other, Larceny	34	55	62%	46.3	118	180	53%	166.7	122	183	50%	177.7	3%
Total Property Crime	75	84	12%	84.3	262	326	24%	312.0	275	333	21%	333.0	0%
Total Part I Crime	79	90	14%	88.7	281	350	25%	332.3	295	359	22%	354.3	1%

Footnotes:

¹ Homicides, rapes, and aggravated assaults are reported by victim; motor vehicle thefts are reported by vehicle; all other offenses are reported by incident

² Homicide = 'MURDER/NONNEGLIGENT MANSLAUGHTER' & 'NEGLIGENT MANSLAUGHTER' only. **Excluded:** 'AUTO FATALITY, NEGLIGENT' & 'JUSTIFIABLE HOMICIDE'.

³ N/C indicates the percent change is Not Calculable; one cannot divide by zero

Generated on: Monday, April 11, 2022

Data Source: PistolDSS..vwIBRrecords

*Data entry may not be complete for time period

WAVES

Weekly Analysis for VBPD Engagement & Strategies

2nd Precinct

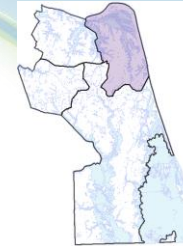
Chief of Police



Paul W. Neudigate



2nd Precinct Sworn Personnel as of 04/11/2022					
Gender	Race				
	White	Black	Hispanic	Other	
Male	91	80	4	4	3
% of Total	88%	88%	4%	4%	3%
Female	13	11	0	0	2
% of Total	13%	85%	0%	0%	15%
Total	104	91	4	4	5
% of Total	100%	88%	4%	4%	5%



Captain



Harry I. McBrien

Crime Statistics for Period Ending 04/06/2022*

	28 Day				91 Day				YTD				
	03/10/2021 to 04/06/2021	03/10/2022 to 04/06/2022	% Change	3 Year Avg of 28 Days	01/06/2021 to 04/06/2021	01/06/2022 to 04/06/2022	% Change	3 Year Avg of 91 Days	2021 YTD Ending 04/06/2021	2022 YTD Ending 04/06/2022	% Change	3 Year YTD Avg	2022 YTD Compared to 3 Year YTD Avg
Violent Crime													
Homicide ²	1	0	-100%	0.3	1	1	0%	0.7	1	1	0%	0.7	50%
Rape	2	1	-50%	1.0	5	4	-20%	4.3	5	4	-20%	5.3	-25%
Robbery	1	2	100%	0.7	6	6	0%	7.3	6	10	67%	8.3	20%
Aggravated Assault	14	3	-79%	7.7	24	9	-63%	22.3	24	9	-63%	24.0	-63%
Total Violent Crime	18	6	-67%	9.7	36	20	-44%	34.7	36	24	-33%	38.3	-37%
Property Crime													
Commercial Burglary	2	2	0%	3.3	10	5	-50%	9.0	11	5	-55%	9.7	-48%
Residential Burglary	8	2	-75%	7.0	26	10	-62%	20.7	27	10	-63%	21.7	-54%
Motor Vehicle Theft	9	18	100%	6.3	34	60	76%	24.0	38	61	61%	27.3	123%
Larceny from Motor Vehicle	23	36	57%	22.0	116	126	9%	102.3	130	132	2%	113.7	16%
All Other, Larceny	54	50	-7%	64.3	176	178	1%	197.0	185	196	6%	210.0	-7%
Total Property Crime	96	108	13%	103.0	362	379	5%	353.0	391	404	3%	382.3	6%
Total Part I Crime	114	114	0%	112.7	398	399	0%	387.7	427	428	0%	420.7	2%

Footnotes:

¹ Homicides, rapes, and aggravated assaults are reported by victim; motor vehicle thefts are reported by vehicle; all other offenses are reported by incident

² Homicide = 'MURDER/NONNEGLIGENT MANSLAUGHTER' & 'NEGLIGENT MANSLAUGHTER' only. **Excluded:** 'AUTO FATALITY, NEGLIGENT' & 'JUSTIFIABLE HOMICIDE'.

³ N/C indicates the percent change is Not Calculable; one cannot divide by zero

Generated on: Monday, April 11, 2022

Data Source: PistolDSS..vwBRrecords

*Data entry may not be complete for time period

WAVES

Weekly Analysis for VBPD Engagement & Strategies

3rd Precinct

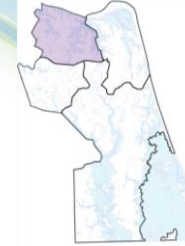
Chief of Police



Paul W. Neudigate



3rd Precinct Sworn Personnel as of 04/11/2022					
Gender	Race				
	White	Black	Hispanic	Other	
Male	89	63	11	8	7
% of Total	86%	71%	12%	9%	8%
Female	15	15	0	0	0
% of Total	14%	100%	0%	0%	0%
Total	104	78	11	8	7
% of Total	100%	75%	11%	8%	7%



Captain



Jeffery E. Wilkerson

Crime Statistics for Period Ending 04/06/2022*

	28 Day				91 Day				YTD				
	03/10/2021 to 04/06/2021	03/10/2022 to 04/06/2022	% Change	3 Year Avg of 28 Days	01/06/2021 to 04/06/2021	01/06/2022 to 04/06/2022	% Change	3 Year Avg of 91 Days	2021 YTD Ending 04/06/2021	2022 YTD Ending 04/06/2022	% Change	3 Year YTD Avg	2022 YTD Compared to 3 Year YTD Avg
Violent Crime													
Homicide ²	0	4	N/C	0.0	1	4	300%	1.3	1	4	300%	1.7	140%
Rape	1	2	100%	0.7	2	8	300%	3.3	3	8	167%	4.0	100%
Robbery	2	7	250%	3.7	9	16	78%	17.0	10	16	60%	17.7	-9%
Aggravated Assault	8	9	13%	7.0	33	17	-48%	25.0	36	17	-53%	27.0	-37%
Total Violent Crime	11	22	100%	11.3	45	45	0%	46.7	50	45	-10%	50.3	-11%
Property Crime													
Commercial Burglary	0	1	N/C	3.0	4	7	75%	26.0	6	9	50%	27.0	-67%
Residential Burglary	3	3	0%	4.7	15	21	40%	23.3	16	21	31%	24.7	-15%
Motor Vehicle Theft	26	26	0%	21.3	86	114	33%	69.3	92	118	28%	75.7	56%
Larceny from Motor Vehicle	64	95	48%	55.0	199	237	19%	186.3	217	245	13%	204.0	20%
All Other, Larceny	49	71	45%	71.3	191	263	38%	275.3	203	276	36%	294.0	-6%
Total Property Crime	142	196	38%	155.3	495	642	30%	580.3	534	669	25%	625.3	7%
Total Part I Crime	153	218	42%	166.7	540	687	27%	627.0	584	714	22%	675.7	6%

Footnotes:

¹ Homicides, rapes, and aggravated assaults are reported by victim; motor vehicle thefts are reported by vehicle; all other offenses are reported by incident

² Homicide = 'MURDER/NONNEGLIGENT MANSLAUGHTER' & 'NEGLIGENT MANSLAUGHTER' only. Excluded: 'AUTO FATALITY, NEGLIGENT' & 'JUSTIFIABLE HOMICIDE'.

³ N/C indicates the percent change is Not Calculable; one cannot divide by zero

Generated on: Monday, April 11, 2022

Data Source: PistolDSS..vwIBRrecords

*Data entry may not be complete for time period

WAVES

Weekly Analysis for VBPD Engagement & Strategies

4th Precinct

Chief of Police



Paul W. Neudigate



4th Precinct Sworn Personnel as of 04/11/2022					
Gender	Race				
	White	Black	Hispanic	Other	
Male	94	70	7	4	13
% of Total	82%	74%	7%	4%	14%
Female	20	12	3	4	1
% of Total	18%	60%	15%	20%	5%
Total	114	82	10	8	14
% of Total	100%	72%	9%	7%	12%



Captain



Scott E. Wichtendahl

Crime Statistics for Period Ending 04/06/2022*

	28 Day				91 Day				YTD				
	03/10/2021 to 04/06/2021	03/10/2022 to 04/06/2022	% Change	3 Year Avg of 28 Days	01/06/2021 to 04/06/2021	01/06/2022 to 04/06/2022	% Change	3 Year Avg of 91 Days	2021 YTD Ending 04/06/2021	2022 YTD Ending 04/06/2022	% Change	3 Year YTD Avg	2022 YTD Compared to 3 Year YTD Avg
Violent Crime													
Homicide ²	1	3	200%	0.3	2	4	100%	1.7	2	4	100%	1.7	140%
Rape	2	1	-50%	2.0	6	4	-33%	7.7	6	4	-33%	8.3	-52%
Robbery	5	2	-60%	2.7	10	14	40%	11.0	11	15	36%	12.0	25%
Aggravated Assault	6	3	-50%	4.3	16	9	-44%	11.7	17	9	-47%	13.0	-31%
Total Violent Crime	14	9	-36%	9.3	34	31	-9%	32.0	36	32	-11%	35.0	-9%
Property Crime													
Commercial Burglary	1	1	0%	2.0	2	7	250%	8.0	2	7	250%	8.3	-16%
Residential Burglary	2	7	250%	5.7	7	18	157%	18.0	11	18	64%	20.3	-11%
Motor Vehicle Theft	7	19	171%	11.0	28	79	182%	37.7	31	81	161%	41.3	96%
Larceny from Motor Vehicle	36	52	44%	51.0	165	215	30%	165.3	171	219	28%	177.0	24%
All Other, Larceny	45	69	53%	63.0	164	221	35%	196.7	171	228	33%	208.0	10%
Total Property Crime	91	148	63%	132.7	366	540	48%	425.7	386	553	43%	455.0	22%
Total Part I Crime	105	157	50%	142.0	400	571	43%	457.7	422	585	39%	490.0	19%

Footnotes:

¹ Homicides, rapes, and aggravated assaults are reported by victim; motor vehicle thefts are reported by vehicle; all other offenses are reported by incident

² Homicide = 'MURDER/NONNEGLIGENT MANSLAUGHTER' & 'NEGLIGENT MANSLAUGHTER' only. **Excluded:** 'AUTO FATALITY, NEGLIGENT' & 'JUSTIFIABLE HOMICIDE'.

³ N/C indicates the percent change is Not Calculable; one cannot divide by zero

Generated on: Monday, April 11, 2022

Data Source: PistolDSS..vwIBRrecords

*Data entry may not be complete for time period