

WAVES

Weekly Analysis for VBPD Engagement & Strategies Citywide

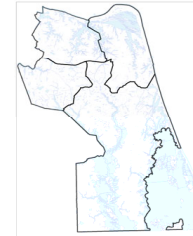
Chief of Police



Paul W. Neudigate



Citywide Sworn Personnel as of 03/14/2022					
Gender	Race				
	White	Black	Hispanic	Other	
Male	588	477	42	32	37
% of Total	83%	81%	7%	5%	6%
Female	121	102	8	5	6
% of Total	17%	84%	7%	4%	5%
Total	709	579	50	37	43
% of Total	100%	82%	7%	5%	6%



Crime Statistics for Period Ending 03/09/2022⁺

	28 Day				91 Day				YTD				
	02/10/2021 to 03/09/2021	02/10/2022 to 03/09/2022	% Change	3 Year Avg of 28 Days	12/09/2020 to 03/09/2021	12/09/2021 to 03/09/2022	% Change	3 Year Avg of 91 Days	2021 YTD Ending 03/09/2021	2022 YTD Ending 03/09/2022	% Change	3 Year YTD Avg	2022 YTD Compared to 3 Year YTD Avg
Violent Crime													
Homicide ²	1	1	0%	2.0	2	3	50%	6.7	2	2	0%	4.0	-50%
Rape	7	10	43%	7.0	21	26	24%	22.7	11	17	55%	16.7	2%
Robbery	8	21	163%	12.0	38	48	26%	49.0	25	38	52%	36.3	5%
Aggravated Assault	33	12	-64%	21.3	70	38	-46%	69.3	57	28	-51%	53.3	-48%
Total Violent Crime	49	44	-10%	42.3	131	115	-12%	147.7	95	85	-11%	110.3	-23%
Property Crime													
Commercial Burglary	11	11	0%	26.0	24	28	17%	54.7	20	23	15%	42.7	-46%
Residential Burglary	19	26	37%	22.7	75	59	-21%	93.7	51	46	-10%	65.0	-29%
Motor Vehicle Theft	50	110	120%	44.7	189	291	54%	167.0	134	225	68%	123.0	83%
Larceny from Motor Vehicle	164	217	32%	166.7	678	730	8%	640.3	477	481	1%	444.7	8%
All Other, Larceny	196	261	33%	254.0	686	832	21%	883.7	498	624	25%	644.3	-3%
Total Property Crime	440	625	42%	514.0	1652	1940	17%	1839.3	1180	1399	19%	1319.7	6%
Total Part I Crime	489	669	37%	556.3	1783	2055	15%	1987.0	1275	1484	16%	1430.0	4%

Footnotes:

¹ Homicides, rapes, and aggravated assaults are reported by victim; motor vehicle thefts are reported by vehicle; all other offenses are reported by incident

² Homicide = 'MURDER/NONNEGLIGENT MANSLAUGHTER' & 'NEGLIGENT MANSLAUGHTER' only. **Excluded:** 'AUTO FATALITY, NEGLIGENT' & 'JUSTIFIABLE HOMICIDE'

³ N/C indicates the percent change is Not Calculable; one cannot divide by zero

Generated on: Monday, March 14, 2022

Data Source: PistolDSS..vwIBRrecords

*Data entry may not be complete for time period

WAVES

Weekly Analysis for VBPD Engagement & Strategies

1st Precinct

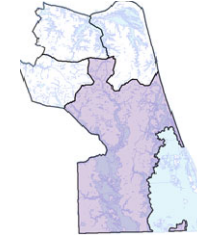
Chief of Police



Paul W. Neudigate



1st Precinct Sworn Personnel as of 03/14/2022					
Gender	Race				
	White	Black	Hispanic	Other	
Male	84	64	8	9	3
% of Total	82%	76%	10%	11%	4%
Female	18	15	2	0	1
% of Total	18%	83%	11%	0%	6%
Total	102	79	10	9	4
% of Total	100%	77%	10%	9%	4%



Captain



Marcie R. Fox

Crime Statistics for Period Ending 03/09/2022⁺

	28 Day				91 Day				YTD				
	02/10/2021 to 03/09/2021	02/10/2022 to 03/09/2022	% Change	3 Year Avg of 28 Days	12/09/2020 to 03/09/2021	12/09/2021 to 03/09/2022	% Change	3 Year Avg of 91 Days	2021 YTD Ending 03/09/2021	2022 YTD Ending 03/09/2022	% Change	3 Year YTD Avg	2022 YTD Compared to 3 Year YTD Avg
Violent Crime													
Homicide ²	0	0	0%	0.3	0	0	0%	1.7	0	0	0%	0.7	-1
Rape	2	3	50%	1.0	3	7	133%	3.7	2	5	150%	2.7	88%
Robbery	2	4	100%	2.3	8	10	25%	7.0	6	8	33%	5.3	50%
Aggravated Assault	5	4	-20%	2.7	10	8	-20%	11.3	8	7	-13%	8.3	-16%
Total Violent Crime	9	11	22%	6.3	21	25	19%	23.7	16	20	25%	17.0	18%
Property Crime													
Commercial Burglary	3	4	33%	3.0	5	6	20%	10.3	4	6	50%	6.0	0%
Residential Burglary	3	4	33%	4.7	16	13	-19%	22.0	10	9	-10%	15.7	-43%
Motor Vehicle Theft	5	7	40%	5.3	21	37	76%	23.3	16	29	81%	17.7	64%
Larceny from Motor Vehicle	24	29	21%	27.0	134	116	-13%	127.7	82	76	-7%	78.0	-3%
All Other, Larceny	37	54	46%	52.0	131	158	21%	185.3	88	123	40%	131.3	-6%
Total Property Crime	72	98	36%	92.0	307	330	7%	368.7	200	243	22%	248.7	-2%
Total Part I Crime	81	109	35%	98.3	328	355	8%	392.3	216	263	22%	265.7	-1%

Footnotes:

¹ Homicides, rapes, and aggravated assaults are reported by victim; motor vehicle thefts are reported by vehicle; all other offenses are reported by incident

² Homicide = 'MURDER/NONNEGLIGENT MANSLAUGHTER' & 'NEGLIGENT MANSLAUGHTER' only. **Excluded:** 'AUTO FATALITY, NEGLIGENT' & 'JUSTIFIABLE HOMICIDE'.

³ N/C indicates the percent change is Not Calculable; one cannot divide by zero

Generated on: Monday, March 14, 2022

Data Source: PistolDSS..vwIBRrecords

*Data entry may not be complete for time period

WAVES

Weekly Analysis for VBPD Engagement & Strategies 2nd Precinct

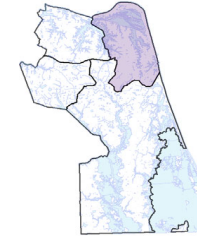
Chief of Police



Paul W. Neudigate



2nd Precinct Sworn Personnel as of 03/14/2022					
Gender	Race				
	White	Black	Hispanic	Other	
Male	97	86	4	4	3
% of Total	87%	89%	4%	4%	3%
Female	15	12	1	0	2
% of Total	13%	80%	7%	0%	13%
Total	112	98	5	4	5
% of Total	100%	88%	4%	4%	4%



Captain



Harry I. McBrien

Crime Statistics for Period Ending 03/09/2022⁺

	28 Day				91 Day				YTD				
	02/10/2021 to 03/09/2021	02/10/2022 to 03/09/2022	% Change	3 Year Avg of 28 Days	12/09/2020 to 03/09/2021	12/09/2021 to 03/09/2022	% Change	3 Year Avg of 91 Days	2021 YTD Ending 03/09/2021	2022 YTD Ending 03/09/2022	% Change	3 Year YTD Avg	2022 YTD Compared to 3 Year YTD Avg
Violent Crime													
Homicide ²	0	0	0%	0.3	0	1	N/C	0.3	0	1	N/C	0.3	2
Rape	1	1	0%	1.7	3	3	0%	5.7	3	3	0%	4.3	-31%
Robbery	1	2	100%	2.3	7	9	29%	11.0	5	8	60%	7.7	4%
Aggravated Assault	6	4	-33%	7.0	14	11	-21%	21.3	10	8	-20%	16.3	-51%
Total Violent Crime	8	7	-13%	11.3	24	24	0%	38.3	18	20	11%	28.7	-30%
Property Crime													
Commercial Burglary	6	0	-100%	3.3	9	4	-56%	8.7	9	3	-67%	6.3	-53%
Residential Burglary	9	2	-78%	5.3	22	13	-41%	20.7	19	8	-58%	14.7	-45%
Motor Vehicle Theft	13	25	92%	8.3	38	61	61%	29.3	29	44	52%	21.0	110%
Larceny from Motor Vehicle	44	38	-14%	37.3	144	142	-1%	126.3	107	95	-11%	91.7	4%
All Other, Larceny	51	65	27%	55.3	175	192	10%	200.7	131	146	11%	145.7	0%
Total Property Crime	123	130	6%	109.7	388	412	6%	385.7	295	296	0%	279.3	6%
Total Part I Crime	131	137	5%	121.0	412	436	6%	424.0	313	316	1%	308.0	3%

Footnotes:

¹ Homicides, rapes, and aggravated assaults are reported by victim; motor vehicle thefts are reported by vehicle; all other offenses are reported by incident

² Homicide = 'MURDER/NONNEGLIGENT MANSLAUGHTER' & 'NEGLIGENT MANSLAUGHTER' only. **Excluded:** 'AUTO FATALITY, NEGLIGENT' & 'JUSTIFIABLE HOMICIDE'.

³ N/C indicates the percent change is Not Calculable; one cannot divide by zero

Generated on: Monday, March 14, 2022

Data Source: PistolDSS.vwIBRrecords

*Data entry may not be complete for time period

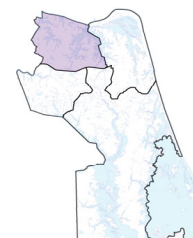
WAVES

Weekly Analysis for VBPD Engagement & Strategies

3rd Precinct



3rd Precinct Sworn Personnel as of 03/14/2022					
Gender	Race				
	White	Black	Hispanic	Other	
Male	89	63	11	8	7
% of Total	83%	71%	12%	9%	8%
Female	18	18	0	0	0
% of Total	17%	100%	0%	0%	0%
Total	107	81	11	8	7
% of Total	100%	76%	10%	7%	7%



Crime Statistics for Period Ending 03/09/2022⁺

	28 Day				91 Day				YTD				
	02/10/2021 to 03/09/2021	02/10/2022 to 03/09/2022	% Change	3 Year Avg of 28 Days	12/09/2020 to 03/09/2021	12/09/2021 to 03/09/2022	% Change	3 Year Avg of 91 Days	2021 YTD Ending 03/09/2021	2022 YTD Ending 03/09/2022	% Change	3 Year YTD Avg	2022 YTD Compared to 3 Year YTD Avg
Violent Crime													
Homicide ²	1	0	-100%	0.7	1	1	0%	2.7	1	0	-100%	1.7	-100%
Rape	0	3	N/C	1.3	3	11	267%	4.0	2	6	200%	3.3	80%
Robbery	4	4	0%	5.0	13	14	8%	17.7	8	9	13%	14.0	-36%
Aggravated Assault	16	1	-94%	8.3	34	12	-65%	26.3	28	7	-75%	20.0	-65%
Total Violent Crime	21	8	-62%	15.3	51	38	-25%	50.7	39	22	-44%	39.0	-44%
Property Crime													
Commercial Burglary	2	4	100%	17.3	6	11	83%	26.0	6	8	33%	24.0	-67%
Residential Burglary	4	11	175%	7.7	23	20	-13%	31.0	13	17	31%	20.0	-15%
Motor Vehicle Theft	25	50	100%	21.0	87	105	21%	71.3	65	89	37%	54.0	65%
Larceny from Motor Vehicle	48	71	48%	49.3	215	221	3%	208.0	153	146	-5%	149.0	-2%
All Other, Larceny	63	84	33%	89.3	202	269	33%	297.7	153	201	31%	222.3	-10%
Total Property Crime	142	220	55%	184.7	533	626	17%	634.0	390	461	18%	469.3	-2%
Total Part I Crime	163	228	40%	200.0	584	664	14%	684.7	429	483	13%	508.3	-5%

Footnotes:

¹ Homicides, rapes, and aggravated assaults are reported by victim; motor vehicle thefts are reported by vehicle; all other offenses are reported by incident

² Homicide = 'MURDER/NONNEGLIGENT MANSLAUGHTER' & 'NEGLIGENT MANSLAUGHTER' only. **Excluded:** 'AUTO FATALITY, NEGLIGENT' & 'JUSTIFIABLE HOMICIDE'.

³ N/C indicates the percent change is Not Calculable; one cannot divide by zero

Generated on: Monday, March 14, 2022

Data Source: PistolDSS.vwIBRrecords

*Data entry may not be complete for time period

WAVES

Weekly Analysis for VBPD Engagement & Strategies

4th Precinct

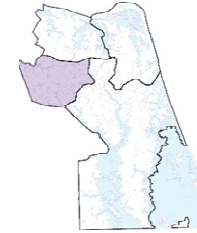
Chief of Police



Paul W. Neudigate



4th Precinct Sworn Personnel as of 03/14/2022					
Gender		Race			
		White	Black	Hispanic	Other
Male	88	65	7	4	12
% of Total	82%	74%	8%	5%	14%
Female	19	12	2	4	1
% of Total	18%	63%	11%	21%	5%
Total	107	77	9	8	13
% of Total	100%	72%	8%	7%	12%



Captain



Scott E. Wichtendahl

Crime Statistics for Period Ending 03/09/2022⁺

	28 Day				91 Day				YTD				
	02/10/2021 to 03/09/2021	02/10/2022 to 03/09/2022	% Change	3 Year Avg of 28 Days	12/09/2020 to 03/09/2021	12/09/2021 to 03/09/2022	% Change	3 Year Avg of 91 Days	2021 YTD Ending 03/09/2021	2022 YTD Ending 03/09/2022	% Change	3 Year YTD Avg	2022 YTD Compared to 3 Year YTD Avg
Violent Crime													
Homicide ²	0	1	N/C	0.7	1	1	0%	2.0	1	1	0%	1.3	-25%
Rape	4	3	-25%	3.0	12	5	-58%	9.3	4	3	-25%	6.3	-53%
Robbery	1	11	1000%	2.3	10	15	50%	13.3	6	13	117%	9.3	39%
Aggravated Assault	6	3	-50%	3.3	12	7	-42%	10.3	11	6	-45%	8.7	-31%
Total Violent Crime	11	18	64%	9.3	35	28	-20%	35.0	22	23	5%	25.7	-10%
Property Crime													
Commercial Burglary	0	3	N/C	2.3	4	7	75%	9.7	1	6	500%	6.3	-5%
Residential Burglary	3	9	200%	5.0	14	13	-7%	20.0	9	12	33%	14.7	-18%
Motor Vehicle Theft	7	28	300%	10.0	43	88	105%	43.0	24	63	163%	30.3	108%
Larceny from Motor Vehicle	48	79	65%	53.0	185	251	36%	178.3	135	164	21%	126.0	30%
All Other, Larceny	45	58	29%	57.3	178	213	20%	200.0	126	154	22%	145.0	6%
Total Property Crime	103	177	72%	127.7	424	572	35%	451.0	295	399	35%	322.3	24%
Total Part I Crime	114	195	71%	137.0	459	600	31%	486.0	317	422	33%	348.0	21%

Footnotes:

¹ Homicides, rapes, and aggravated assaults are reported by victim; motor vehicle thefts are reported by vehicle; all other offenses are reported by incident

² Homicide = 'MURDER/NONNEGLIGENT MANSLAUGHTER' & 'NEGLIGENT MANSLAUGHTER' only. **Excluded:** 'AUTO FATALITY, NEGLIGENT' & 'JUSTIFIABLE HOMICIDE'

³ N/C indicates the percent change is Not Calculable; one cannot divide by zero

Generated on: Monday, March 14, 2022

Data Source: PistolDSS..vwIBRrecords

*Data entry may not be complete for time period