

WAVES

Weekly Analysis for VBPD Engagement & Strategies Citywide

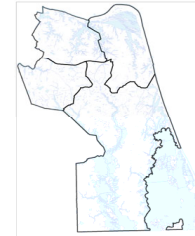
Chief of Police



Paul W. Neudigate



Citywide Sworn Personnel as of 03/07/2022					
Gender	Race				
	White	Black	Hispanic	Other	
Male	588	477	42	32	37
% of Total	83%	81%	7%	5%	6%
Female	121	102	8	5	6
% of Total	17%	84%	7%	4%	5%
Total	709	579	50	37	43
% of Total	100%	82%	7%	5%	6%



Crime Statistics for Period Ending 03/02/2022⁺

	28 Day				91 Day				YTD				
	02/03/2021 to 03/02/2021	02/03/2022 to 03/02/2022	% Change	3 Year Avg of 28 Days	12/02/2020 to 03/02/2021	12/02/2021 to 03/02/2022	% Change	3 Year Avg of 91 Days	2021 YTD Ending 03/02/2021	2022 YTD Ending 03/02/2022	% Change	3 Year YTD Avg	2022 YTD Compared to 3 Year YTD Avg
Violent Crime													
Homicide ²	2	0	-100%	2.3	2	2	0%	6.7	2	1	-50%	3.7	-73%
Rape	8	11	38%	8.7	21	25	19%	23.7	11	16	45%	16.0	0%
Robbery	7	19	171%	13.0	36	47	31%	49.3	22	33	50%	33.3	-1%
Aggravated Assault	25	13	-48%	19.3	64	44	-31%	67.3	46	26	-43%	45.3	-43%
Total Violent Crime	42	43	2%	43.3	123	118	-4%	147.0	81	76	-6%	98.3	-23%
Property Crime													
Commercial Burglary	11	8	-27%	27.3	25	31	24%	54.0	19	17	-11%	39.3	-57%
Residential Burglary	27	21	-22%	28.7	77	56	-27%	93.7	48	39	-19%	60.3	-35%
Motor Vehicle Theft	47	108	130%	50.7	196	300	53%	170.3	121	207	71%	114.0	82%
Larceny from Motor Vehicle	175	214	22%	181.3	725	739	2%	665.7	445	426	-4%	413.0	3%
All Other, Larceny	192	246	28%	260.3	699	824	18%	914.0	446	546	22%	590.0	-7%
Total Property Crime	452	597	32%	548.3	1722	1950	13%	1897.7	1079	1235	14%	1216.7	2%
Total Part I Crime	494	640	30%	591.7	1845	2068	12%	2044.7	1160	1311	13%	1315.0	0%

Footnotes:

¹ Homicides, rapes, and aggravated assaults are reported by victim; motor vehicle thefts are reported by vehicle; all other offenses are reported by incident

² Homicide = 'MURDER/NONNEGLIGENT MANSLAUGHTER' & 'NEGLIGENT MANSLAUGHTER' only. **Excluded:** 'AUTO FATALITY, NEGLIGENT' & 'JUSTIFIABLE HOMICIDE'.

³ N/C indicates the percent change is Not Calculable; one cannot divide by zero

Generated on: Monday, March 07, 2022

Data Source: PistolDSS..vwIBRrecords

*Data entry may not be complete for time period

WAVES

Weekly Analysis for VBPD Engagement & Strategies 1st Precinct

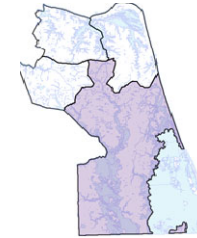
Chief of Police



Paul W. Neudigate



1st Precinct Sworn Personnel as of 03/07/2022					
Gender		Race			
		White	Black	Hispanic	Other
Male	83	64	8	8	3
	% of Total	81%	77%	10%	4%
Female	19	16	2	0	1
	% of Total	19%	84%	11%	5%
Total	102	80	10	8	4
	% of Total	100%	78%	10%	4%



Captain



Marcie R. Fox

Crime Statistics for Period Ending 03/02/2022⁺

	28 Day				91 Day				YTD				
	02/03/2021 to 03/02/2021	02/03/2022 to 03/02/2022	% Change	3 Year Avg of 28 Days	12/02/2020 to 03/02/2021	12/02/2021 to 03/02/2022	% Change	3 Year Avg of 91 Days	2021 YTD Ending 03/02/2021	2022 YTD Ending 03/02/2022	% Change	3 Year YTD Avg	2022 YTD Compared to 3 Year YTD Avg
Violent Crime													
Homicide ²	0	0	0%	0.3	0	0	0%	2.0	0	0	0%	0.7	-1
Rape	1	3	200%	1.7	2	7	250%	4.3	1	5	400%	2.7	88%
Robbery	3	4	33%	2.7	9	10	11%	6.7	6	7	17%	4.3	62%
Aggravated Assault	5	5	0%	4.3	10	8	-20%	12.0	7	7	0%	8.0	-13%
Total Violent Crime	9	12	33%	9.0	21	25	19%	25.0	14	19	36%	15.7	21%
Property Crime													
Commercial Burglary	2	3	50%	3.0	5	6	20%	10.0	3	5	67%	5.0	0%
Residential Burglary	4	4	0%	8.0	16	13	-19%	22.3	9	9	0%	15.3	-41%
Motor Vehicle Theft	3	9	200%	6.7	21	41	95%	24.0	14	27	93%	17.0	59%
Larceny from Motor Vehicle	24	23	-4%	30.3	133	110	-17%	128.0	75	67	-11%	71.3	-6%
All Other, Larceny	40	50	25%	53.7	144	155	8%	192.3	82	107	30%	121.7	-12%
Total Property Crime	73	89	22%	101.7	319	325	2%	376.7	183	215	17%	230.3	-7%
Total Part I Crime	82	101	23%	110.7	340	350	3%	401.7	197	234	19%	246.0	-5%

Footnotes:

¹ Homicides, rapes, and aggravated assaults are reported by victim; motor vehicle thefts are reported by vehicle; all other offenses are reported by incident

² Homicide = 'MURDER/NONNEGLIGENT MANSLAUGHTER' & 'NEGLIGENT MANSLAUGHTER' only. **Excluded:** 'AUTO FATALITY, NEGLIGENT' & 'JUSTIFIABLE HOMICIDE'.

³ N/C indicates the percent change is Not Calculable; one cannot divide by zero

Generated on: Monday, March 07, 2022

Data Source: PistolDSS..vwIBRecords

*Data entry may not be complete for time period

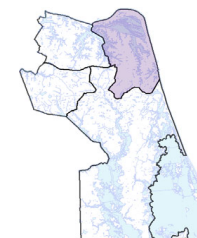
WAVES

Weekly Analysis for VBPD Engagement & Strategies

2nd Precinct



2nd Precinct Sworn Personnel as of 03/07/2022					
Gender	Race				
	White	Black	Hispanic	Other	
Male	95	84	4	4	3
% of Total	86%	88%	4%	4%	3%
Female	15	12	1	0	2
% of Total	14%	80%	7%	0%	13%
Total	110	96	5	4	5
% of Total	100%	87%	5%	4%	5%



Crime Statistics for Period Ending 03/02/2022⁺

	28 Day				91 Day				YTD				
	02/03/2021 to 03/02/2021	02/03/2022 to 03/02/2022	% Change	3 Year Avg of 28 Days	12/02/2020 to 03/02/2021	12/02/2021 to 03/02/2022	% Change	3 Year Avg of 91 Days	2021 YTD Ending 03/02/2021	2022 YTD Ending 03/02/2022	% Change	3 Year YTD Avg	2022 YTD Compared to 3 Year YTD Avg
Violent Crime													
Homicide ²	0	0	0%	0.0	0	1	N/C	0.0	0	1	N/C	0.0	N/C
Rape	2	2	0%	1.7	3	3	0%	5.7	3	3	0%	4.0	-25%
Robbery	2	3	50%	3.3	7	10	43%	11.0	5	8	60%	7.7	4%
Aggravated Assault	2	4	100%	3.3	10	13	30%	19.0	6	7	17%	12.0	-42%
Total Violent Crime	6	9	50%	8.3	20	27	35%	35.7	14	19	36%	23.7	-20%
Property Crime													
Commercial Burglary	6	2	-67%	2.3	9	5	-44%	8.3	9	3	-67%	5.3	-44%
Residential Burglary	9	3	-67%	6.0	21	16	-24%	20.7	17	8	-53%	13.3	-40%
Motor Vehicle Theft	10	22	120%	8.3	37	58	57%	29.0	25	39	56%	19.0	105%
Larceny from Motor Vehicle	41	42	2%	32.7	145	147	1%	125.7	97	86	-11%	82.0	5%
All Other, Larceny	46	59	28%	56.0	173	191	10%	205.7	114	129	13%	131.0	-2%
Total Property Crime	112	128	14%	105.3	385	417	8%	389.3	262	265	1%	250.7	6%
Total Part I Crime	118	137	16%	113.7	405	444	10%	425.0	276	284	3%	274.3	4%

Footnotes:

¹ Homicides, rapes, and aggravated assaults are reported by victim; motor vehicle thefts are reported by vehicle; all other offenses are reported by incident

² Homicide = 'MURDER/NONNEGLIGENT MANSLAUGHTER' & 'NEGLIGENT MANSLAUGHTER' only. **Excluded:** 'AUTO FATALITY, NEGLIGENT' & 'JUSTIFIABLE HOMICIDE'.

³ N/C indicates the percent change is Not Calculable; one cannot divide by zero

Generated on: Monday, March 07, 2022

Data Source: PistolDSS..vwIBRecords

*Data entry may not be complete for time period

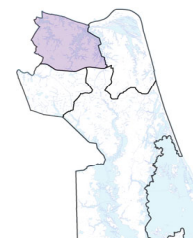
WAVES

Weekly Analysis for VBPD Engagement & Strategies

3rd Precinct



3rd Precinct Sworn Personnel as of 03/07/2022					
Gender	Race				
	White	Black	Hispanic	Other	
Male	89	63	11	8	7
% of Total	83%	71%	12%	9%	8%
Female	18	18	0	0	0
% of Total	17%	100%	0%	0%	0%
Total	107	81	11	8	7
% of Total	100%	76%	10%	7%	7%



Crime Statistics for Period Ending 03/02/2022⁺

	28 Day				91 Day				YTD				
	02/03/2021 to 03/02/2021	02/03/2022 to 03/02/2022	% Change	3 Year Avg of 28 Days	12/02/2020 to 03/02/2021	12/02/2021 to 03/02/2022	% Change	3 Year Avg of 91 Days	2021 YTD Ending 03/02/2021	2022 YTD Ending 03/02/2022	% Change	3 Year YTD Avg	2022 YTD Compared to 3 Year YTD Avg
Violent Crime													
Homicide ²	1	0	-100%	0.7	1	1	0%	2.7	1	0	-100%	1.7	-100%
Rape	0	3	N/C	1.3	3	10	233%	4.7	2	5	150%	3.3	50%
Robbery	1	5	400%	3.3	10	14	40%	17.7	5	9	80%	12.0	-25%
Aggravated Assault	10	3	-70%	7.7	30	16	-47%	24.3	22	8	-64%	16.7	-52%
Total Violent Crime	12	11	-8%	13.0	44	41	-7%	49.3	30	22	-27%	33.7	-35%
Property Crime													
Commercial Burglary	2	1	-50%	19.0	7	10	43%	26.3	6	5	-17%	23.0	-78%
Residential Burglary	9	8	-11%	8.7	25	16	-36%	30.0	13	13	0%	17.7	-26%
Motor Vehicle Theft	28	48	71%	25.3	91	107	18%	71.7	60	82	37%	49.3	66%
Larceny from Motor Vehicle	56	65	16%	61.0	240	217	-10%	218.3	144	124	-14%	139.3	-11%
All Other, Larceny	62	78	26%	90.7	204	265	30%	304.0	139	176	27%	203.3	-13%
Total Property Crime	157	200	27%	204.7	567	615	8%	650.3	362	400	10%	432.7	-8%
Total Part I Crime	169	211	25%	217.7	611	656	7%	699.7	392	422	8%	466.3	-10%

Footnotes:

¹ Homicides, rapes, and aggravated assaults are reported by victim; motor vehicle thefts are reported by vehicle; all other offenses are reported by incident

² Homicide = 'MURDER/NONNEGLIGENT MANSLAUGHTER' & 'NEGLIGENT MANSLAUGHTER' only. **Excluded:** 'AUTO FATALITY, NEGLIGENT' & 'JUSTIFIABLE HOMICIDE'.

³ N/C indicates the percent change is Not Calculable; one cannot divide by zero

Generated on: Monday, March 07, 2022

Data Source: PistolDSS.vwIBRrecords

*Data entry may not be complete for time period

WAVES

Weekly Analysis for VBPD Engagement & Strategies 4th Precinct

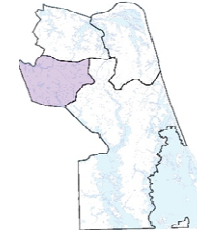
Chief of Police



Paul W. Neudigate



4th Precinct Sworn Personnel as of 03/07/2022					
Gender	Race				
	White	Black	Hispanic	Other	
Male	89	66	7	4	12
% of Total	84%	74%	8%	4%	13%
Female	17	10	2	4	1
% of Total	16%	59%	12%	24%	6%
Total	106	76	9	8	13
% of Total	100%	72%	8%	8%	12%



Captain



Scott E. Wichtendahl

Crime Statistics for Period Ending 03/02/2022⁺

	28 Day				91 Day				YTD				
	02/03/2021 to 03/02/2021	02/03/2022 to 03/02/2022	% Change	3 Year Avg of 28 Days	12/02/2020 to 03/02/2021	12/02/2021 to 03/02/2022	% Change	3 Year Avg of 91 Days	2021 YTD Ending 03/02/2021	2022 YTD Ending 03/02/2022	% Change	3 Year YTD Avg	2022 YTD Compared to 3 Year YTD Avg
Violent Crime													
Homicide ²	1	0	-100%	1.3	1	0	-100%	2.0	1	0	-100%	1.3	-100%
Rape	5	3	-40%	4.0	13	5	-62%	9.0	5	3	-40%	6.0	-50%
Robbery	1	7	600%	3.7	10	13	30%	14.0	6	9	50%	9.3	-4%
Aggravated Assault	8	1	-88%	4.0	14	7	-50%	12.0	11	4	-64%	8.7	-54%
Total Violent Crime	15	11	-27%	13.0	38	25	-34%	37.0	23	16	-30%	25.3	-37%
Property Crime													
Commercial Burglary	1	2	100%	3.0	4	10	150%	9.3	1	4	300%	6.0	-33%
Residential Burglary	5	6	20%	6.0	15	11	-27%	20.7	9	9	0%	14.0	-36%
Motor Vehicle Theft	6	29	383%	10.3	47	94	100%	45.7	22	59	168%	28.7	106%
Larceny from Motor Vehicle	54	84	56%	57.3	207	265	28%	193.7	129	149	16%	120.3	24%
All Other, Larceny	44	59	34%	60.0	178	213	20%	212.0	111	134	21%	134.0	0%
Total Property Crime	110	180	64%	136.7	451	593	31%	481.3	272	355	31%	303.0	17%
Total Part I Crime	125	191	53%	149.7	489	618	26%	518.3	295	371	26%	328.3	13%

Footnotes:

¹ Homicides, rapes, and aggravated assaults are reported by victim; motor vehicle thefts are reported by vehicle; all other offenses are reported by incident

² Homicide = 'MURDER/NONNEGLIGENT MANSLAUGHTER' & 'NEGLIGENT MANSLAUGHTER' only. **Excluded:** 'AUTO FATALITY, NEGLIGENT' & 'JUSTIFIABLE HOMICIDE'

³ N/C indicates the percent change is Not Calculable; one cannot divide by zero

Generated on: Monday, March 07, 2022

Data Source: PistolDSS..vwIBRrecords

*Data entry may not be complete for time period