

WAVES

Weekly Analysis for VBPD Engagement & Strategies Citywide


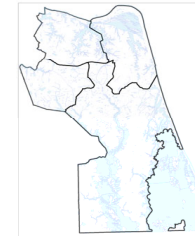
Chief of Police



Paul W. Neudigate



Citywide Sworn Personnel as of 02/21/2022					
Gender	Race				
	White	Black	Hispanic	Other	
Male	590	478	42	33	37
% of Total	83%	81%	7%	6%	6%
Female	121	102	8	5	6
% of Total	17%	84%	7%	4%	5%
Total	711	580	50	38	43
% of Total	100%	82%	7%	5%	6%



Crime Statistics for Period Ending 02/16/2022⁺

	28 Day				91 Day				YTD				
	01/20/2021 to 02/16/2021	01/20/2022 to 02/16/2022	% Change	3 Year Avg of 28 Days	11/18/2020 to 02/16/2021	11/18/2021 to 02/16/2022	% Change	3 Year Avg of 91 Days	2021 YTD Ending 02/16/2021	2022 YTD Ending 02/16/2022	% Change	3 Year YTD Avg	2022 YTD Compared to 3 Year YTD Avg
Violent Crime													
Homicide ²	2	1	-50%	2.3	3	2	-33%	6.7	2	1	-50%	3.0	-67%
Rape	3	11	267%	8.0	19	26	37%	23.3	6	12	100%	12.0	0%
Robbery	13	9	-31%	15.7	42	44	5%	50.3	21	22	5%	28.3	-22%
Aggravated Assault	21	14	-33%	22.3	59	48	-19%	69.7	30	19	-37%	35.7	-47%
Total Violent Crime	39	35	-10%	48.3	123	120	-2%	150.0	59	54	-8%	79.0	-32%
Property Crime													
Commercial Burglary	6	8	33%	26.7	23	28	22%	51.7	12	13	8%	33.3	-61%
Residential Burglary	24	18	-25%	29.7	77	52	-32%	95.0	37	25	-32%	48.7	-49%
Motor Vehicle Theft	60	122	103%	56.3	211	295	40%	176.3	100	158	58%	90.3	75%
Larceny from Motor Vehicle	184	190	3%	178.7	759	805	6%	675.7	348	327	-6%	321.0	2%
All Other, Larceny	194	238	23%	264.7	732	829	13%	932.3	353	408	16%	460.7	-11%
Total Property Crime	468	576	23%	556.0	1802	2009	11%	1931.0	850	931	10%	954.0	-2%
Total Part I Crime	507	611	21%	604.3	1925	2129	11%	2081.0	909	985	8%	1033.0	-5%

Footnotes:

¹ Homicides, rapes, and aggravated assaults are reported by victim; motor vehicle thefts are reported by vehicle; all other offenses are reported by incident

² Homicide = 'MURDER/NONNEGLIGENT MANSLAUGHTER' & 'NEGLIGENT MANSLAUGHTER' only. **Excluded:** 'AUTO FATALITY, NEGLIGENT' & 'JUSTIFIABLE HOMICIDE'

³ N/C indicates the percent change is Not Calculable; one cannot divide by zero

Generated on: Monday, February 21, 2022

Data Source: PistolDSS..vwIBRecords

*Data entry may not be complete for time period

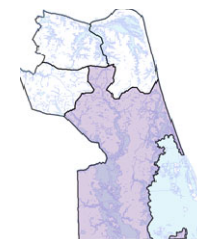
WAVES

Weekly Analysis for VBPD Engagement & Strategies

1st Precinct



1st Precinct Sworn Personnel as of 02/21/2022						
Gender		Race				
		White	Black	Hispanic	Other	
Male	83	64	7	9	3	
	% of Total	82%	77%	8%	11%	4%
Female	18	15	2	0	1	
	% of Total	18%	83%	11%	0%	6%
Total	101	79	9	9	4	
	% of Total	100%	78%	9%	9%	4%



Crime Statistics for Period Ending 02/16/2022⁺

	28 Day				91 Day				YTD				
	01/20/2021 to 02/16/2021	01/20/2022 to 02/16/2022	% Change	3 Year Avg of 28 Days	11/18/2020 to 02/16/2021	11/18/2021 to 02/16/2022	% Change	3 Year Avg of 91 Days	2021 YTD Ending 02/16/2021	2022 YTD Ending 02/16/2022	% Change	3 Year YTD Avg	2022 YTD Compared to 3 Year YTD Avg
Violent Crime													
Homicide ²	0	0	0%	0.3	0	0	0%	1.7	0	0	0%	0.3	-1
Rape	0	2	N/C	2.0	2	5	150%	5.0	0	3	N/C	2.0	50%
Robbery	5	3	-40%	2.7	10	9	-10%	7.7	6	5	-17%	3.7	36%
Aggravated Assault	4	2	-50%	4.7	9	6	-33%	11.3	4	3	-25%	6.0	-50%
Total Violent Crime	9	7	-22%	9.7	21	20	-5%	25.7	10	11	10%	12.0	-8%
Property Crime													
Commercial Burglary	2	0	-100%	3.0	5	3	-40%	10.0	3	2	-33%	4.7	-57%
Residential Burglary	7	5	-29%	8.3	17	14	-18%	23.0	7	7	0%	12.3	-43%
Motor Vehicle Theft	6	15	150%	9.3	23	42	83%	25.3	13	23	77%	14.3	60%
Larceny from Motor Vehicle	31	26	-16%	34.3	148	116	-22%	134.0	61	57	-7%	56.3	1%
All Other, Larceny	43	53	23%	56.0	153	155	1%	193.7	67	78	16%	96.3	-19%
Total Property Crime	89	99	11%	111.0	346	330	-5%	386.0	151	167	11%	184.0	-9%
Total Part I Crime	98	106	8%	120.7	367	350	-5%	411.7	161	178	11%	196.0	-9%

Footnotes:

¹ Homicides, rapes, and aggravated assaults are reported by victim; motor vehicle thefts are reported by vehicle; all other offenses are reported by incident

² Homicide = 'MURDER/NONNEGLIGENT MANSLAUGHTER' & 'NEGLIGENT MANSLAUGHTER' only. **Excluded:** 'AUTO FATALITY, NEGLIGENCE' & 'JUSTIFIABLE HOMICIDE'.

³ N/C indicates the percent change is Not Calculable; one cannot divide by zero

Generated on: Monday, February 21, 2022

Data Source: PistolDSS..vwIBRecords

*Data entry may not be complete for time period

WAVES

Weekly Analysis for VBPD Engagement & Strategies

2nd Precinct

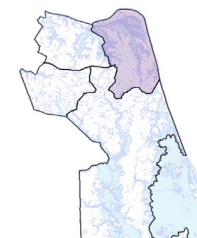
Chief of Police



Paul W. Neudigate



2nd Precinct Sworn Personnel as of 02/21/2022					
Gender	Race				
	White	Black	Hispanic	Other	
Male	96	86	4	4	2
% of Total	86%	90%	4%	4%	2%
Female	15	12	1	0	2
% of Total	14%	80%	7%	0%	13%
Total	111	98	5	4	4
% of Total	100%	88%	5%	4%	4%



Captain



Harry I. McBrien

Crime Statistics for Period Ending 02/16/2022⁺

	28 Day				91 Day				YTD				
	01/20/2021 to 02/16/2021	01/20/2022 to 02/16/2022	% Change	3 Year Avg of 28 Days	11/18/2020 to 02/16/2021	11/18/2021 to 02/16/2022	% Change	3 Year Avg of 91 Days	2021 YTD Ending 02/16/2021	2022 YTD Ending 02/16/2022	% Change	3 Year YTD Avg	2022 YTD Compared to 3 Year YTD Avg
Violent Crime													
Homicide ²	0	1	N/C	0.0	0	1	N/C	0.3	0	1	N/C	0.0	N/C
Rape	2	3	50%	1.7	3	3	0%	5.0	3	3	0%	3.0	0%
Robbery	4	2	-50%	4.0	8	10	25%	11.3	5	7	40%	6.3	11%
Aggravated Assault	4	4	0%	6.7	8	15	88%	17.7	4	5	25%	10.0	-50%
Total Violent Crime	10	10	0%	12.3	19	29	53%	34.3	12	16	33%	19.3	-17%
Property Crime													
Commercial Burglary	2	3	50%	1.3	7	5	-29%	7.3	4	3	-25%	3.3	-10%
Residential Burglary	6	4	-33%	5.0	20	15	-25%	20.3	12	6	-50%	10.7	-44%
Motor Vehicle Theft	11	27	145%	9.0	34	52	53%	27.7	19	30	58%	14.0	114%
Larceny from Motor Vehicle	37	44	19%	29.0	140	161	15%	124.7	71	72	1%	61.0	18%
All Other, Larceny	47	52	11%	57.0	179	193	8%	211.7	92	96	4%	102.7	-6%
Total Property Crime	103	130	26%	101.3	380	426	12%	391.7	198	207	5%	191.7	8%
Total Part I Crime	113	140	24%	113.7	399	455	14%	426.0	210	223	6%	211.0	6%

Footnotes:

¹ Homicides, rapes, and aggravated assaults are reported by victim; motor vehicle thefts are reported by vehicle; all other offenses are reported by incident

² Homicide = 'MURDER/NONNEGLIGENT MANSLAUGHTER' & 'NEGLIGENT MANSLAUGHTER' only. **Excluded:** 'AUTO FATALITY, NEGLIGENT' & 'JUSTIFIABLE HOMICIDE'.

³ N/C indicates the percent change is Not Calculable; one cannot divide by zero

Generated on: Monday, February 21, 2022

Data Source: PistolDSS..vwIBRecords

*Data entry may not be complete for time period

WAVES

Weekly Analysis for VBPD Engagement & Strategies

3rd Precinct

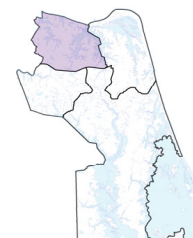
Chief of Police



Paul W. Neudigate



3rd Precinct Sworn Personnel as of 02/21/2022					
Gender	Race				
	White	Black	Hispanic	Other	
Male	91	63	12	9	7
% of Total	83%	69%	13%	10%	8%
Female	18	18	0	0	0
% of Total	17%	100%	0%	0%	0%
Total	109	81	12	9	7
% of Total	100%	74%	11%	8%	6%



Captain



Jeffery E. Wilkerson

Crime Statistics for Period Ending 02/16/2022⁺

	28 Day				91 Day				YTD				
	01/20/2021 to 02/16/2021	01/20/2022 to 02/16/2022	% Change	3 Year Avg of 28 Days	11/18/2020 to 02/16/2021	11/18/2021 to 02/16/2022	% Change	3 Year Avg of 91 Days	2021 YTD Ending 02/16/2021	2022 YTD Ending 02/16/2022	% Change	3 Year YTD Avg	2022 YTD Compared to 3 Year YTD Avg
Violent Crime													
Homicide ²	1	0	-100%	1.0	1	1	0%	2.7	1	0	-100%	1.7	-100%
Rape	0	4	N/C	1.3	4	11	175%	5.7	2	4	100%	3.0	33%
Robbery	2	3	50%	5.0	14	17	21%	18.0	5	7	40%	10.7	-34%
Aggravated Assault	8	4	-50%	7.7	29	18	-38%	26.7	15	7	-53%	13.3	-48%
Total Violent Crime	11	11	0%	15.0	48	47	-2%	53.0	23	18	-22%	28.7	-37%
Property Crime													
Commercial Burglary	1	1	0%	18.3	6	9	50%	25.7	4	4	0%	20.7	-81%
Residential Burglary	7	4	-43%	9.0	24	14	-42%	30.3	10	6	-40%	14.3	-58%
Motor Vehicle Theft	34	46	35%	27.7	104	110	6%	75.0	50	58	16%	40.0	45%
Larceny from Motor Vehicle	63	48	-24%	65.7	265	248	-6%	228.0	118	92	-22%	115.7	-20%
All Other, Larceny	59	71	20%	88.7	214	256	20%	304.7	103	127	23%	156.7	-19%
Total Property Crime	164	170	4%	209.3	613	637	4%	663.7	285	287	1%	347.3	-17%
Total Part I Crime	175	181	3%	224.3	661	684	3%	716.7	308	305	-1%	376.0	-19%

Footnotes:

¹ Homicides, rapes, and aggravated assaults are reported by victim; motor vehicle thefts are reported by vehicle; all other offenses are reported by incident

² Homicide = 'MURDER/NONNEGLIGENT MANSLAUGHTER' & 'NEGLIGENT MANSLAUGHTER' only. **Excluded:** 'AUTO FATALITY, NEGLIGENT' & 'JUSTIFIABLE HOMICIDE'.

³ N/C indicates the percent change is Not Calculable; one cannot divide by zero

Generated on: Monday, February 21, 2022

Data Source: PistolDSS.vwIBRrecords

*Data entry may not be complete for time period

WAVES

Weekly Analysis for VBPD Engagement & Strategies

4th Precinct

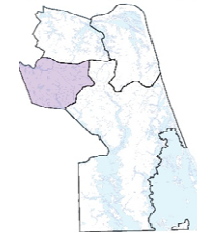
Chief of Police



Paul W. Neudigate



4th Precinct Sworn Personnel as of 02/21/2022					
Gender	Race				
	White	Black	Hispanic	Other	
Male	92	69	7	4	12
% of Total	83%	75%	8%	4%	13%
Female	19	12	2	4	1
% of Total	17%	63%	11%	21%	5%
Total	111	81	9	8	13
% of Total	100%	73%	8%	7%	12%



Captain



Scott E. Wichtendahl

Crime Statistics for Period Ending 02/16/2022⁺

	28 Day				91 Day				YTD				
	01/20/2021 to 02/16/2021	01/20/2022 to 02/16/2022	% Change	3 Year Avg of 28 Days	11/18/2020 to 02/16/2021	11/18/2021 to 02/16/2022	% Change	3 Year Avg of 91 Days	2021 YTD Ending 02/16/2021	2022 YTD Ending 02/16/2022	% Change	3 Year YTD Avg	2022 YTD Compared to 3 Year YTD Avg
Violent Crime													
Homicide ²	1	0	-100%	1.0	2	0	-100%	2.0	1	0	-100%	1.0	-100%
Rape	1	2	100%	3.0	10	7	-30%	7.7	1	2	100%	4.0	-50%
Robbery	2	1	-50%	4.0	10	8	-20%	13.3	5	3	-40%	7.7	-61%
Aggravated Assault	5	4	-20%	3.3	13	9	-31%	14.0	7	4	-43%	6.3	-37%
Total Violent Crime	9	7	-22%	11.3	35	24	-31%	37.0	14	9	-36%	19.0	-53%
Property Crime													
Commercial Burglary	1	4	300%	4.0	5	11	120%	8.7	1	4	300%	4.7	-14%
Residential Burglary	4	5	25%	7.3	16	9	-44%	21.3	8	6	-25%	11.3	-47%
Motor Vehicle Theft	9	34	278%	10.3	50	91	82%	48.3	18	47	161%	22.0	114%
Larceny from Motor Vehicle	53	72	36%	49.7	206	280	36%	189.0	98	106	8%	88.0	20%
All Other, Larceny	45	62	38%	63.0	186	225	21%	222.3	91	107	18%	105.0	2%
Total Property Crime	112	177	58%	134.3	463	616	33%	489.7	216	270	25%	231.0	17%
Total Part I Crime	121	184	52%	145.7	498	640	29%	526.7	230	279	21%	250.0	12%

Footnotes:

¹ Homicides, rapes, and aggravated assaults are reported by victim; motor vehicle thefts are reported by vehicle; all other offenses are reported by incident

² Homicide = 'MURDER/NONNEGLIGENT MANSLAUGHTER' & 'NEGLIGENT MANSLAUGHTER' only. **Excluded:** 'AUTO FATALITY, NEGLIGENT' & 'JUSTIFIABLE HOMICIDE'

³ N/C indicates the percent change is Not Calculable; one cannot divide by zero

Generated on: Monday, February 21, 2022

Data Source: PistolDSS..vwIBRecords

*Data entry may not be complete for time period