

WAVES

Weekly Analysis for VBPD Engagement & Strategies

Citywide

Chief of Police



Paul W. Neudigate



Citywide Sworn Personnel as of 02/07/2022					
Gender	Race				
	White	Black	Hispanic	Other	
Male	589	478	42	32	37
% of Total	83%	81%	7%	5%	6%
Female	121	102	8	5	6
% of Total	17%	84%	7%	4%	5%
Total	710	580	50	37	43
% of Total	100%	82%	7%	5%	6%



Crime Statistics for Period Ending 02/02/2022⁺

	28 Day				91 Day				YTD				
	01/06/2021 to 02/02/2021	01/06/2022 to 02/02/2022	% Change	3 Year Avg of 28 Days	11/04/2020 to 02/02/2021	11/04/2021 to 02/02/2022	% Change	3 Year Avg of 91 Days	2021 YTD Ending 02/02/2021	2022 YTD Ending 02/02/2022	% Change	3 Year YTD Avg	2022 YTD Compared to 3 Year YTD Avg
Violent Crime													
Homicide ²	0	1	N/C	1.0	2	2	0%	6.0	0	1	N/C	1.3	-25%
Rape	2	5	150%	5.0	18	21	17%	22.0	3	6	100%	7.3	-18%
Robbery	12	8	-33%	17.3	45	40	-11%	47.7	15	14	-7%	20.3	-31%
Aggravated Assault	17	13	-24%	20.3	66	48	-27%	71.3	21	13	-38%	26.0	-50%
Total Violent Crime	31	27	-13%	43.7	131	111	-15%	147.0	39	34	-13%	55.0	-38%
Property Crime													
Commercial Burglary	5	6	20%	10.0	25	27	8%	35.3	8	9	13%	12.0	-25%
Residential Burglary	15	18	20%	26.0	75	58	-23%	92.7	21	20	-5%	31.7	-37%
Motor Vehicle Theft	57	83	46%	47.7	236	270	14%	183.0	74	91	23%	63.3	44%
Larceny from Motor Vehicle	228	178	-22%	184.7	785	785	0%	692.0	270	197	-27%	231.7	-15%
All Other, Larceny	222	231	4%	275.7	775	817	5%	956.3	254	271	7%	329.7	-18%
Total Property Crime	527	516	-2%	544.0	1896	1957	3%	1959.3	627	588	-6%	668.3	-12%
Total Part I Crime	558	543	-3%	587.7	2027	2068	2%	2106.3	666	622	-7%	723.3	-14%

Footnotes:

¹ Homicides, rapes, and aggravated assaults are reported by victim; motor vehicle thefts are reported by vehicle; all other offenses are reported by incident

² Homicide = 'MURDER/NONNEGLIGENT MANSLAUGHTER' & 'NEGLIGENT MANSLAUGHTER' only. **Excluded:** 'AUTO FATALITY, NEGLIGENT' & 'JUSTIFIABLE HOMICIDE'

³ N/C indicates the percent change is Not Calculable; one cannot divide by zero

Generated on: Monday, February 7, 2022

Data Source: PistolDSS..vwIBRrecords

*Data entry may not be complete for time period

WAVES

Weekly Analysis for VBPD Engagement & Strategies

1st Precinct

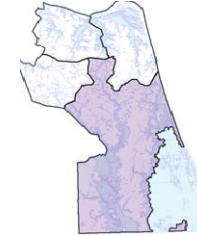
Chief of Police



Paul W. Neudigate



1st Precinct Sworn Personnel as of 02/07/2022					
Gender	Race				
	White	Black	Hispanic	Other	
Male	81	63	7	8	3
% of Total	83%	78%	9%	10%	4%
Female	17	14	2	0	1
% of Total	17%	82%	12%	0%	6%
Total	98	77	9	8	4
% of Total	100%	79%	9%	8%	4%



Captain



Marcie R. Fox

Crime Statistics for Period Ending 02/02/2022⁺

	28 Day				91 Day				YTD				
	01/06/2021 to 02/02/2021	01/06/2022 to 02/02/2022	% Change	3 Year Avg of 28 Days	11/04/2020 to 02/02/2021	11/04/2021 to 02/02/2022	% Change	3 Year Avg of 91 Days	2021 YTD Ending 02/02/2021	2022 YTD Ending 02/02/2022	% Change	3 Year YTD Avg	2022 YTD Compared to 3 Year YTD Avg
Violent Crime													
Homicide ²	0	0	0%	0.3	0	0	0%	1.7	0	0	0%	0.3	-1
Rape	0	1	N/C	1.0	2	3	50%	4.0	0	2	N/C	1.0	100%
Robbery	2	2	0%	1.3	7	7	0%	6.0	3	3	0%	1.7	80%
Aggravated Assault	2	2	0%	3.0	13	7	-46%	12.0	2	2	0%	3.7	-45%
Total Violent Crime	4	5	25%	5.7	22	17	-23%	23.7	5	7	40%	6.7	5%
Property Crime													
Commercial Burglary	1	1	0%	2.0	4	3	-25%	8.3	1	2	100%	2.0	0%
Residential Burglary	5	4	-20%	6.3	20	15	-25%	22.3	5	5	0%	7.3	-32%
Motor Vehicle Theft	6	14	133%	7.7	29	44	52%	29.0	11	15	36%	10.3	45%
Larceny from Motor Vehicle	47	40	-15%	34.7	154	110	-29%	139.3	51	41	-20%	41.0	0%
All Other, Larceny	38	48	26%	57.0	166	152	-8%	200.7	42	51	21%	68.0	-25%
Total Property Crime	97	107	10%	107.7	373	324	-13%	399.7	110	114	4%	128.7	-11%
Total Part I Crime	101	112	11%	113.3	395	341	-14%	423.3	115	121	5%	135.3	-11%

Footnotes:

¹ Homicides, rapes, and aggravated assaults are reported by victim; motor vehicle thefts are reported by vehicle; all other offenses are reported by incident

² Homicide = 'MURDER/NONNEGLIGENT MANSLAUGHTER' & 'NEGLIGENT MANSLAUGHTER' only. **Excluded:** 'AUTO FATALITY, NEGLIGENT' & 'JUSTIFIABLE HOMICIDE'.

³ N/C indicates the percent change is Not Calculable; one cannot divide by zero

Generated on: Monday, February 7, 2022

Data Source: PistolDSS..vwIBRrecords

*Data entry may not be complete for time period

WAVES

Weekly Analysis for VBPD Engagement & Strategies

2nd Precinct



2nd Precinct Sworn Personnel as of 02/07/2022					
Gender	Race				
	White	Black	Hispanic	Other	
Male	89	81	3	4	1
% of Total	86%	91%	3%	4%	1%
Female	14	11	1	0	2
% of Total	14%	79%	7%	0%	14%
Total	103	92	4	4	3
% of Total	100%	89%	4%	4%	3%



Crime Statistics for Period Ending 02/02/2022⁺

	28 Day				91 Day				YTD				
	01/06/2021 to 02/02/2021	01/06/2022 to 02/02/2022	% Change	3 Year Avg of 28 Days	11/04/2020 to 02/02/2021	11/04/2021 to 02/02/2022	% Change	3 Year Avg of 91 Days	2021 YTD Ending 02/02/2021	2022 YTD Ending 02/02/2022	% Change	3 Year YTD Avg	2022 YTD Compared to 3 Year YTD Avg
Violent Crime													
Homicide ²	0	1	N/C	0.0	0	1	N/C	1.0	0	1	N/C	0.0	N/C
Rape	1	1	0%	1.3	3	1	-67%	5.7	1	1	0%	2.3	-57%
Robbery	3	1	-67%	3.3	8	9	13%	10.3	3	5	67%	4.3	15%
Aggravated Assault	4	3	-25%	7.0	9	15	67%	18.0	4	3	-25%	8.7	-65%
Total Violent Crime	8	6	-25%	11.7	20	26	30%	35.0	8	10	25%	15.3	-35%
Property Crime													
Commercial Burglary	2	1	-50%	2.3	7	4	-43%	8.7	3	1	-67%	3.0	-67%
Residential Burglary	7	5	-29%	6.3	18	19	6%	19.3	8	6	-25%	7.3	-18%
Motor Vehicle Theft	11	14	27%	7.3	39	44	13%	30.3	15	15	0%	10.7	41%
Larceny from Motor Vehicle	42	34	-19%	38.0	146	157	8%	135.0	56	40	-29%	49.3	-19%
All Other, Larceny	59	45	-24%	62.0	189	186	-2%	217.7	68	64	-6%	75.0	-15%
Total Property Crime	121	99	-18%	116.0	399	410	3%	411.0	150	126	-16%	145.3	-13%
Total Part I Crime	129	105	-19%	127.7	419	436	4%	446.0	158	136	-14%	160.7	-15%

Footnotes:

¹ Homicides, rapes, and aggravated assaults are reported by victim; motor vehicle thefts are reported by vehicle; all other offenses are reported by incident

² Homicide = 'MURDER/NONNEGLIGENT MANSLAUGHTER' & 'NEGLIGENT MANSLAUGHTER' only. **Excluded:** 'AUTO FATALITY, NEGLIGENT' & 'JUSTIFIABLE HOMICIDE'

³ N/C indicates the percent change is Not Calculable; one cannot divide by zero

Generated on: Monday, February 7, 2022

Data Source: PistolDSS..vwIBRrecords

*Data entry may not be complete for time period

WAVES

Weekly Analysis for VBPD Engagement & Strategies

3rd Precinct

Chief of Police



Paul W. Neudigate



3rd Precinct Sworn Personnel as of 02/07/2022					
Gender	Race				
	White	Black	Hispanic	Other	
Male	85	60	10	9	6
% of Total	85%	71%	12%	11%	7%
Female	15	15	0	0	0
% of Total	15%	100%	0%	0%	0%
Total	100	75	10	9	6
% of Total	100%	75%	10%	9%	6%



Captain



Jeffery E. Wilkerson

Crime Statistics for Period Ending 02/02/2022⁺

	28 Day				91 Day				YTD				
	01/06/2021 to 02/02/2021	01/06/2022 to 02/02/2022	% Change	3 Year Avg of 28 Days	11/04/2020 to 02/02/2021	11/04/2021 to 02/02/2022	% Change	3 Year Avg of 91 Days	2021 YTD Ending 02/02/2021	2022 YTD Ending 02/02/2022	% Change	3 Year YTD Avg	2022 YTD Compared to 3 Year YTD Avg
Violent Crime													
Homicide ²	0	0	0%	0.7	1	1	0%	2.3	0	0	0%	1.0	-100%
Rape	1	2	100%	1.3	4	10	150%	5.7	2	2	0%	2.0	0%
Robbery	3	4	33%	8.0	16	17	6%	17.7	4	4	0%	8.7	-54%
Aggravated Assault	9	5	-44%	7.0	27	16	-41%	24.0	12	5	-58%	9.0	-44%
Total Violent Crime	13	11	-15%	17.0	48	44	-8%	49.7	18	11	-39%	20.7	-47%
Property Crime													
Commercial Burglary	2	2	0%	3.0	6	11	83%	9.7	4	4	0%	4.0	0%
Residential Burglary	3	5	67%	7.7	22	14	-36%	29.7	4	5	25%	9.0	-44%
Motor Vehicle Theft	27	29	7%	18.0	108	98	-9%	71.7	32	33	3%	24.0	38%
Larceny from Motor Vehicle	70	49	-30%	60.7	268	265	-1%	221.3	88	57	-35%	78.3	-27%
All Other, Larceny	65	74	14%	94.0	227	259	14%	308.0	77	85	10%	112.7	-25%
Total Property Crime	167	159	-5%	183.3	631	647	3%	640.3	205	184	-10%	228.0	-19%
Total Part I Crime	180	170	-6%	200.3	679	691	2%	690.0	223	195	-13%	248.7	-22%

Footnotes:

¹ Homicides, rapes, and aggravated assaults are reported by victim; motor vehicle thefts are reported by vehicle; all other offenses are reported by incident

² Homicide = 'MURDER/NONNEGLIGENT MANSLAUGHTER' & 'NEGLIGENT MANSLAUGHTER' only. **Excluded:** 'AUTO FATALITY, NEGLIGENT' & 'JUSTIFIABLE HOMICIDE'

³ N/C indicates the percent change is Not Calculable; one cannot divide by zero

Generated on: Monday, February 7, 2022

Data Source: PistolDSS..vwIBRrecords

*Data entry may not be complete for time period


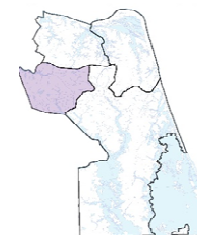
WAVES

Weekly Analysis for VBPD Engagement & Strategies

4th Precinct



4th Precinct Sworn Personnel as of 02/07/2022					
Gender	Race				
	White	Black	Hispanic	Other	
Male	92	69	7	4	12
% of Total	83%	75%	8%	4%	13%
Female	19	12	2	4	1
% of Total	17%	63%	11%	21%	5%
Total	111	81	9	8	13
% of Total	100%	73%	8%	7%	12%



Crime Statistics for Period Ending 02/02/2022⁺

	28 Day				91 Day				YTD				
	01/06/2021 to 02/02/2021	01/06/2022 to 02/02/2022	% Change	3 Year Avg of 28 Days	11/04/2020 to 02/02/2021	11/04/2021 to 02/02/2022	% Change	3 Year Avg of 91 Days	2021 YTD Ending 02/02/2021	2022 YTD Ending 02/02/2022	% Change	3 Year YTD Avg	2022 YTD Compared to 3 Year YTD Avg
Violent Crime													
Homicide ²	0	0	0%	0.0	1	0	-100%	1.0	0	0	0%	0.0	0%
Rape	0	1	N/C	1.3	9	7	-22%	6.7	0	1	N/C	2.0	-50%
Robbery	4	1	-75%	4.7	14	7	-50%	13.7	5	2	-60%	5.7	-65%
Aggravated Assault	2	3	50%	3.3	17	10	-41%	17.3	3	3	0%	4.7	-36%
Total Violent Crime	6	5	-17%	9.3	41	24	-41%	38.7	8	6	-25%	12.3	-51%
Property Crime													
Commercial Burglary	0	2	N/C	2.7	8	9	13%	8.7	0	2	N/C	3.0	-33%
Residential Burglary	0	4	N/C	5.7	15	10	-33%	21.3	4	4	0%	8.0	-50%
Motor Vehicle Theft	13	26	100%	14.7	60	84	40%	52.0	16	28	75%	18.3	53%
Larceny from Motor Vehicle	69	55	-20%	51.3	217	253	17%	196.3	75	59	-21%	63.0	-6%
All Other, Larceny	60	64	7%	62.7	193	220	14%	230.0	67	71	6%	74.0	-4%
Total Property Crime	142	151	6%	137.0	493	576	17%	508.3	162	164	1%	166.3	-1%
Total Part I Crime	148	156	5%	146.3	534	600	12%	547.0	170	170	0%	178.7	-5%

Footnotes:

¹ Homicides, rapes, and aggravated assaults are reported by victim; motor vehicle thefts are reported by vehicle; all other offenses are reported by incident

² Homicide = 'MURDER/NONNEGLIGENT MANSLAUGHTER' & 'NEGLIGENT MANSLAUGHTER' only. **Excluded:** 'AUTO FATALITY, NEGLIGENT' & 'JUSTIFIABLE HOMICIDE'

³ N/C indicates the percent change is Not Calculable; one cannot divide by zero

Generated on: Monday, February 7, 2022

Data Source: PistolDSS.vwIBRrecords

*Data entry may not be complete for time period