


---

*Reading to a child is a simple and priceless act that benefits both adult and child, positively contributing to a child's intellectual growth and strengthening the emotional bond between a parent and child.*



#### Reading aloud

- Builds vocabulary
- Enhances the child's understanding of our changing world
- Stretches the imagination
- Explores solutions
- Creates lifelong memories

Make a difference in your child's life.

**READ! READ! READ!**

Just 20 minutes a day.

---

Produced by:

Virginia Beach Public Library  
Virginia Beach City Public Schools  
Virginia Beach Ready To Learn  
Team

For more information contact:

City of Virginia Beach  
Ready to Learn Coordinator  
431-3092



Children who read succeed.

---

# READ ALoud


---

**Ages Birth to 100+**




Literacy is the fundamental building block of all learning and is essential to the growth and success of every child.

---



# READ ALOUD IDEAS



## BEFORE the story

- √ Set up a special place for reading, such as in a cozy chair or on the back porch.
- √ Build interest by giving a short advertisement, connecting a personal experience to the story, telling a story, describing a character, etc.
- √ Look at the cover and ask “What do you think the story will be about?”
- √ Cover up the book title, take a picture walk through the book, then think of a title.
- √ Talk about the book cover, highlighting the title, author, illustrator, and picture.
- √ Visit the story’s setting or learn more about the story’s topic to build your child’s interest.

## DURING the story

- ★ Use facial and vocal expression to match the story dialogue.
- ★ Pause periodically to talk about what has happened in the story.
- ★ Ask the question “What do you think will happen next?” at a suspenseful part of the story.
- ★ Invite your child to join in or make the noises that go with the animals or the actions.
- ★ Respond positively to your child’s reactions to the story.
- ★ Encourage your child to repeat repetitive phrases in the text.



## AFTER the story

- ☺ Connect personal experiences to the story.
- ☺ Retell the story using drawn pictures, puppets, or the book.
- ☺ Act out the story using relevant story props.
- ☺ Follow up with a craft, experiment, recipe, making your own book, etc. that relates to the story.
- ☺ Make up a new story with your child using the same characters.
- ☺ Let your child see you reading for pleasure and for work.
- ☺ Visit the library to find other books by the same author or on the same subjects.